


- KEY NOTES:**
- ① ALL EXISTING COMMUNICATION OUTLETS WITHIN THIS AREA SHALL REMAIN FOR FUTURE USE. ANY OUTLETS LOCATED ON WALLS THAT ARE TO BE REMOVED SHALL HAVE OUTLET AND ASSOCIATED CABLING REMOVED BACK TO SOURCE.
  - ② EXISTING CATV HEADEND LOCATION.
  - ③ EXISTING CABLE TRAY TO REMAIN.

**1**  
T-101 1/8" = 1'-0"  
**EXISTING TELECOM PLAN SW**



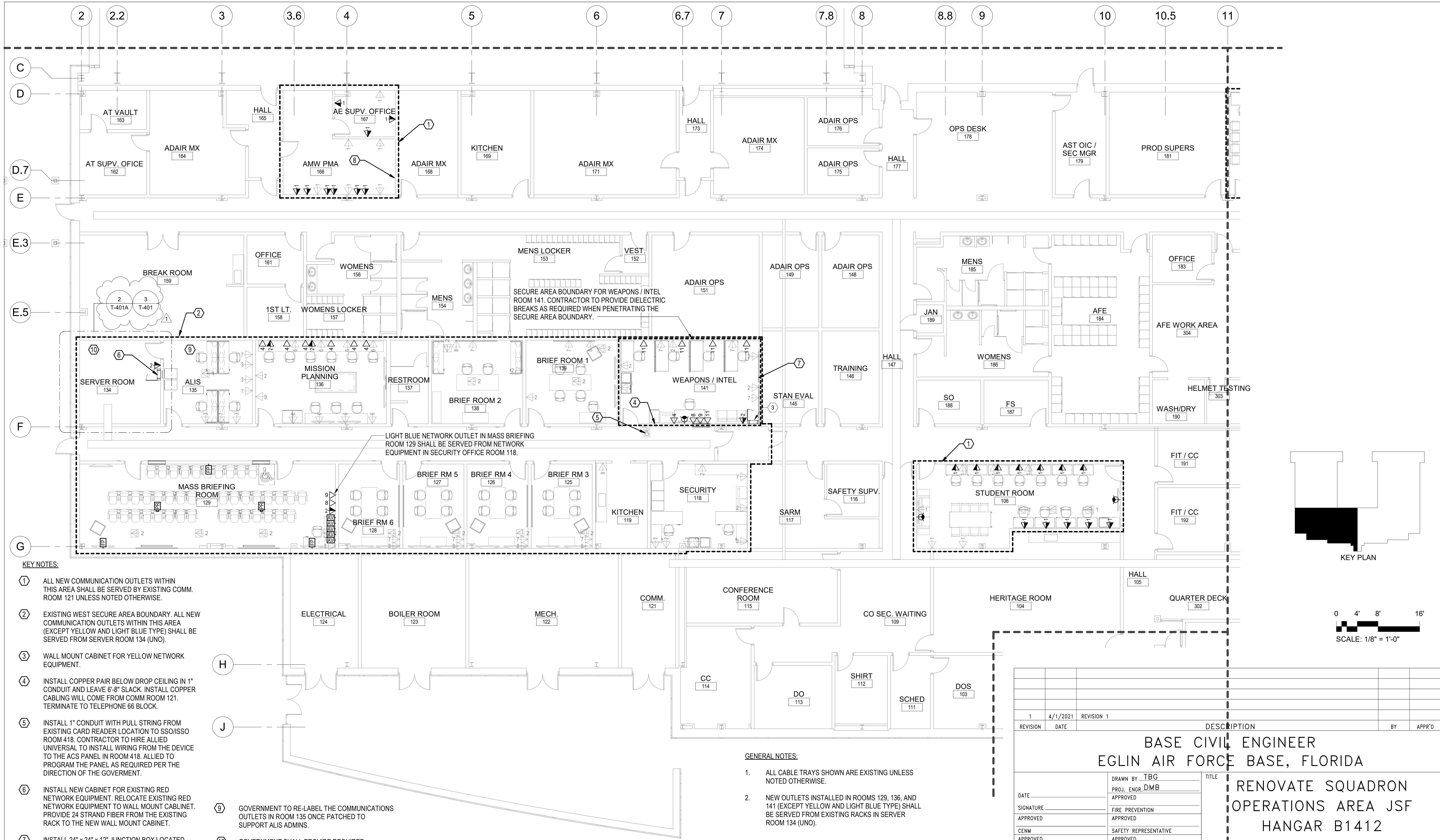
REVISION	DATE	DESCRIPTION	BY	APPR'D
1	4/1/2021	REVISION 1		

DATE	DRAWN BY TBG	TITLE	RENOVATE SQUADRON OPERATIONS AREA JSF HANGAR B1412
SIGNATURE	PROJ. ENGR. DMB	PROJECT	
APPROVED	FIRE PREVENTION	APPROVED	TELECOM EXISTING PARTIAL PLAN SW
CENM	SAFETY REPRESENTATIVE	APPROVED	
PROGRAM MANAGER	DIR. BASE. MED. SERVICE	APPROVED	CONTENTS
SECURITY FORCES	USING AGENCY	APPROVED	
ASUS	COMMUNICATIONS	APPROVED	APPROVED
CHELCO	OPERATIONS ENGINEERING	APPROVED	
INDEX NO.	ENVIRONMENTAL	APPROVED	DATE
			1/26/2021
			SCALE

T-101	PROJ. NO. FTF20CB73	DRAWING NO.	FILE NO.	SHEET 77 OF 93
-------	---------------------	-------------	----------	----------------

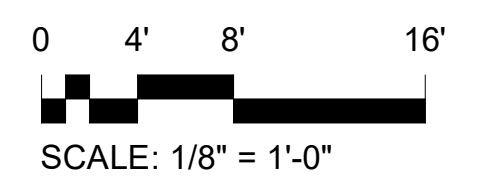
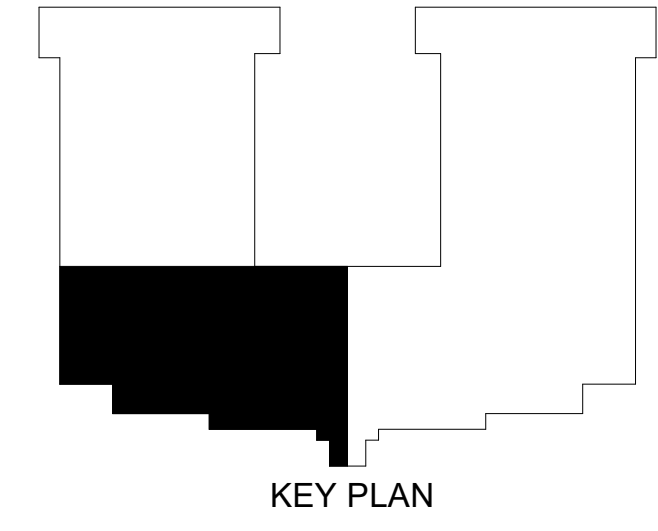



- KEY NOTES:**
- ① ALL NEW COMMUNICATION OUTLETS WITHIN THIS AREA SHALL BE SERVED BY EXISTING COMM. ROOM 121 UNLESS NOTED OTHERWISE.
  - ② EXISTING WEST SECURE AREA BOUNDARY. ALL NEW COMMUNICATION OUTLETS WITHIN THIS AREA (EXCEPT YELLOW AND LIGHT BLUE TYPE) SHALL BE SERVED FROM SERVER ROOM 134 (UNO).
  - ③ WALL MOUNT CABINET FOR YELLOW NETWORK EQUIPMENT.
  - ④ INSTALL COPPER PAIR BELOW DROP CEILING IN 1" CONDUIT AND LEAVE 6'-8" SLACK. INSTALL COPPER CABLING WILL COME FROM COMM ROOM 121. TERMINATE TO TELEPHONE 66 BLOCK.
  - ⑤ INSTALL 1" CONDUIT WITH PULL STRING FROM EXISTING CARD READER LOCATION TO SSO/ISSO ROOM 418. CONTRACTOR TO HIRE ALLIED UNIVERSAL TO INSTALL WIRING FROM THE DEVICE TO THE ACS PANEL IN ROOM 418. ALLIED TO PROGRAM THE PANEL AS REQUIRED PER THE DIRECTION OF THE GOVERNMENT.
  - ⑥ INSTALL NEW CABINET FOR EXISTING RED NETWORK EQUIPMENT. RELOCATE EXISTING RED NETWORK EQUIPMENT TO WALL MOUNT CABINET. PROVIDE 24 STRAND FIBER FROM THE EXISTING RACK TO THE NEW WALL MOUNT CABINET.
  - ⑦ INSTALL 24" x 24" x 12" JUNCTION BOX LOCATED ABOVE CEILING IN INTEL ROOM 141 TO SUPPORT CATV DEVICES LOCATED WITHIN THE SAPF AREA. INSTALL A 1" CONDUIT WITH PULLSTRING FROM JUNCTION BOX TO EXISTING CATV HEADEND IN ROOM 121. REFER TO CATV RISER FOR ADDITIONAL INFORMATION.
  - ⑧ INSTALL A FOUR STRAND FIBER OPTIC CABLE IN 1" CONDUIT TO SERVER ROOM 134. CONNECT THE FIBER TO AN OUTLET WITH TWO LC CONNECTORS. CONNECTOR COLOR TO BE DETERMINED BY GOVT. TERMINATE FIBER TO EXISTING UNCLASS RACK IN SERVER ROOM PER GOVT DIRECTION.
  - ⑨ GOVERNMENT TO RE-LABEL THE COMMUNICATIONS OUTLETS IN ROOM 135 ONCE PATCHED TO SUPPORT ALIS ADMINS.
  - ⑩ GOVERNMENT SHALL PROVIDE REQUIRED TELEPHONE.

**NEW TELECOM PLAN SW**  
 1 T-111 1/8" = 1'-0"

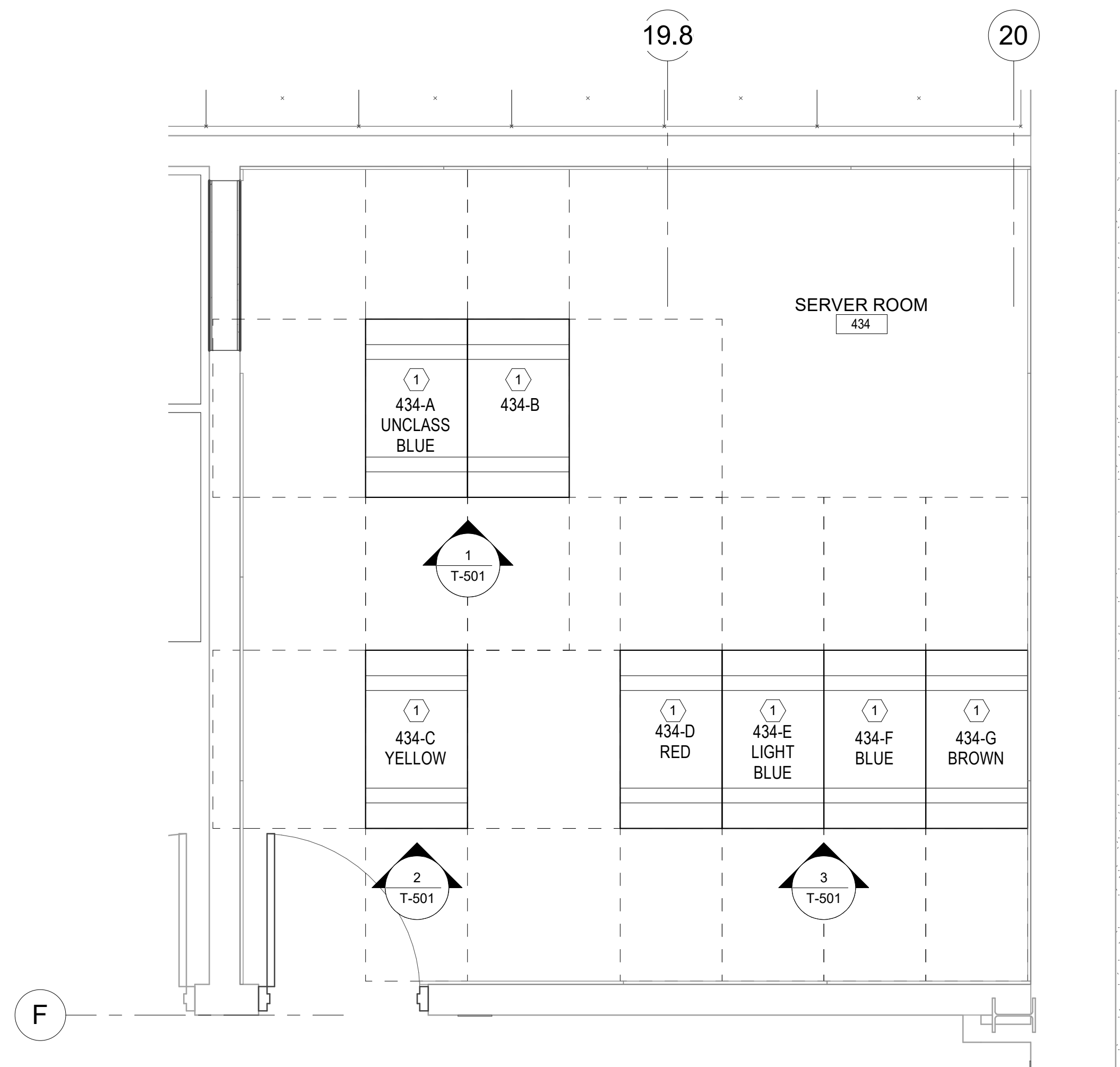
- GENERAL NOTES:**
1. ALL CABLE TRAYS SHOWN ARE EXISTING UNLESS NOTED OTHERWISE.
  2. NEW OUTLETS INSTALLED IN ROOMS 129, 136, AND 141 (EXCEPT YELLOW AND LIGHT BLUE TYPE) SHALL BE SERVED FROM EXISTING RACKS IN SERVER ROOM 134 (UNO).

**INSTALLATION NOTE:** WHEN INSTALLING A NIPR OUTLET IN AN UNSECURE LOCATION, DO NOT STALL NIPR CABLING THROUGH A SECURE SPACE. ROUTE CABLING AROUND SECURE SPACES.

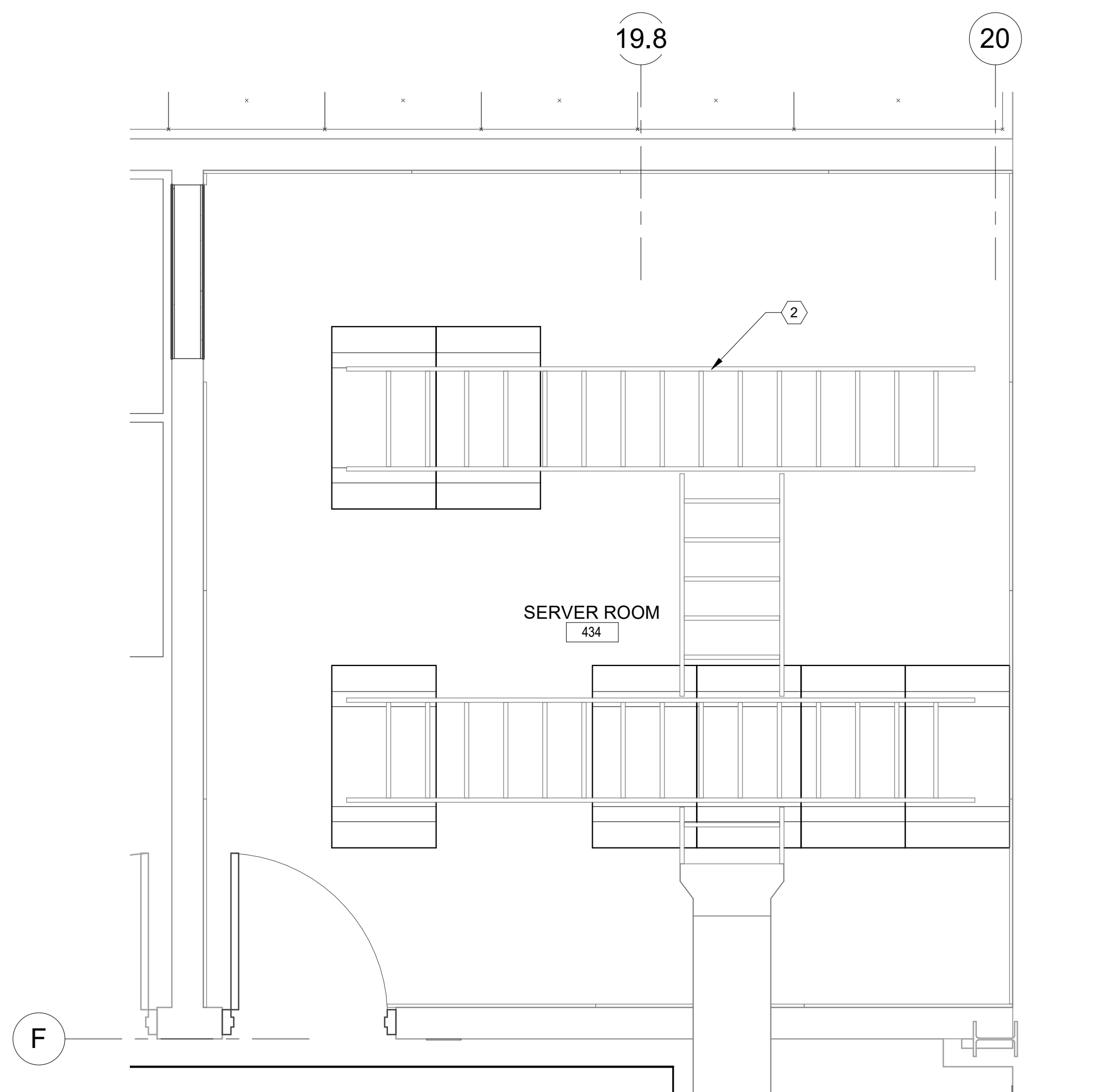


1		4/1/2021	REVISION 1		
REVISION	DATE			DESCRIPTION	BY
				BASE CIVIL ENGINEER EGLIN AIR FORCE BASE, FLORIDA	
				RENOVATE SQUADRON OPERATIONS AREA JSF HANGAR B1412	
DATE	SIGNATURE	APPROVED	CENM	PROGRAM MANAGER	SECURITY FORCES
ASUS	APPROVED	CHELCO	APPROVED	INDEX NO.	
DRAWN BY TBG PROJ. ENGR. DMB APPROVED		FIRE PREVENTION APPROVED		SAFETY REPRESENTATIVE APPROVED	
DIR. BASE. MED. SERVICE APPROVED		USING AGENCY APPROVED		COMMUNICATIONS APPROVED	
OPERATIONS ENGINEERING APPROVED		ENVIRONMENTAL		APPROVED	
20AH		96/CEG/CEN		APPROVED	
FTFA20CB73		DEPUTY BASE CIVIL ENGINEER		DATE 1/26/2021	
DRAWING NO.		FILE NO.		SCALE	
				SHEET 81 OF 93	

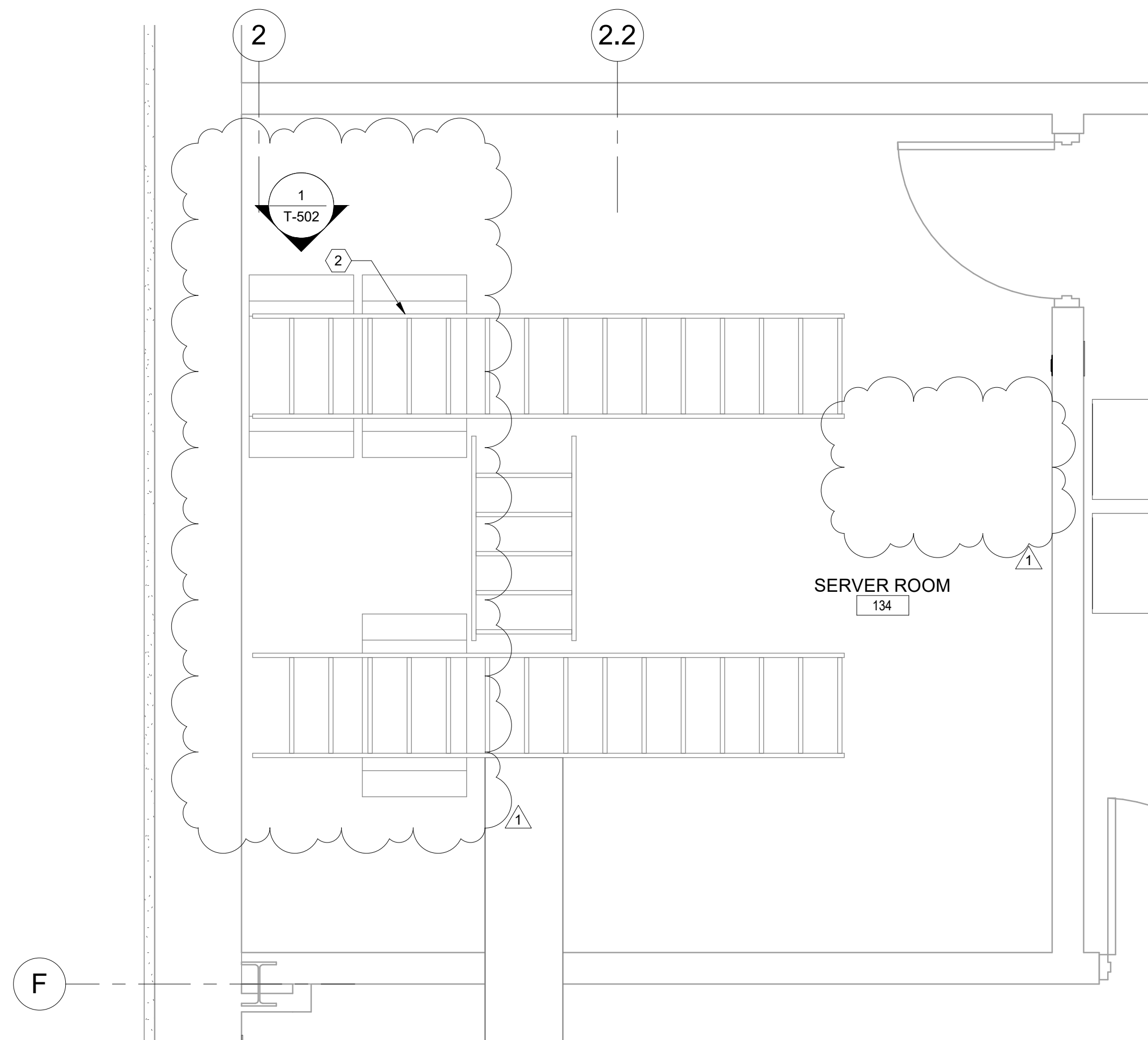
T-111



1 ENLARGED SERVER ROOM 434 EQUIPMENT PLAN  
T-401 1/2" = 1'-0"




2 ENLARGED SERVER ROOM 434 OVERHEAD TRAY PLAN  
T-401 1/2" = 1'-0"




3 ENLARGED SERVER ROOM 134 OVERHEAD TRAY PLAN  
T-401 1/2" = 1'-0"

TELECOM ENLARGED PLAN KEY NOTES:

- ① FLOOR MOUNT LOCKABLE 4-POST COMMUNICATIONS RACK. GREAT LAKES GL790ES-2442MS OR EQUAL. PROVIDE VERTICAL CABLE MANAGEMENT, VCT-79 OR EQUAL. PROVIDE CABLE MANAGEMENT COVER, VCT-79C OR EQUAL.
- ② EXISTING LADDER TRAY.



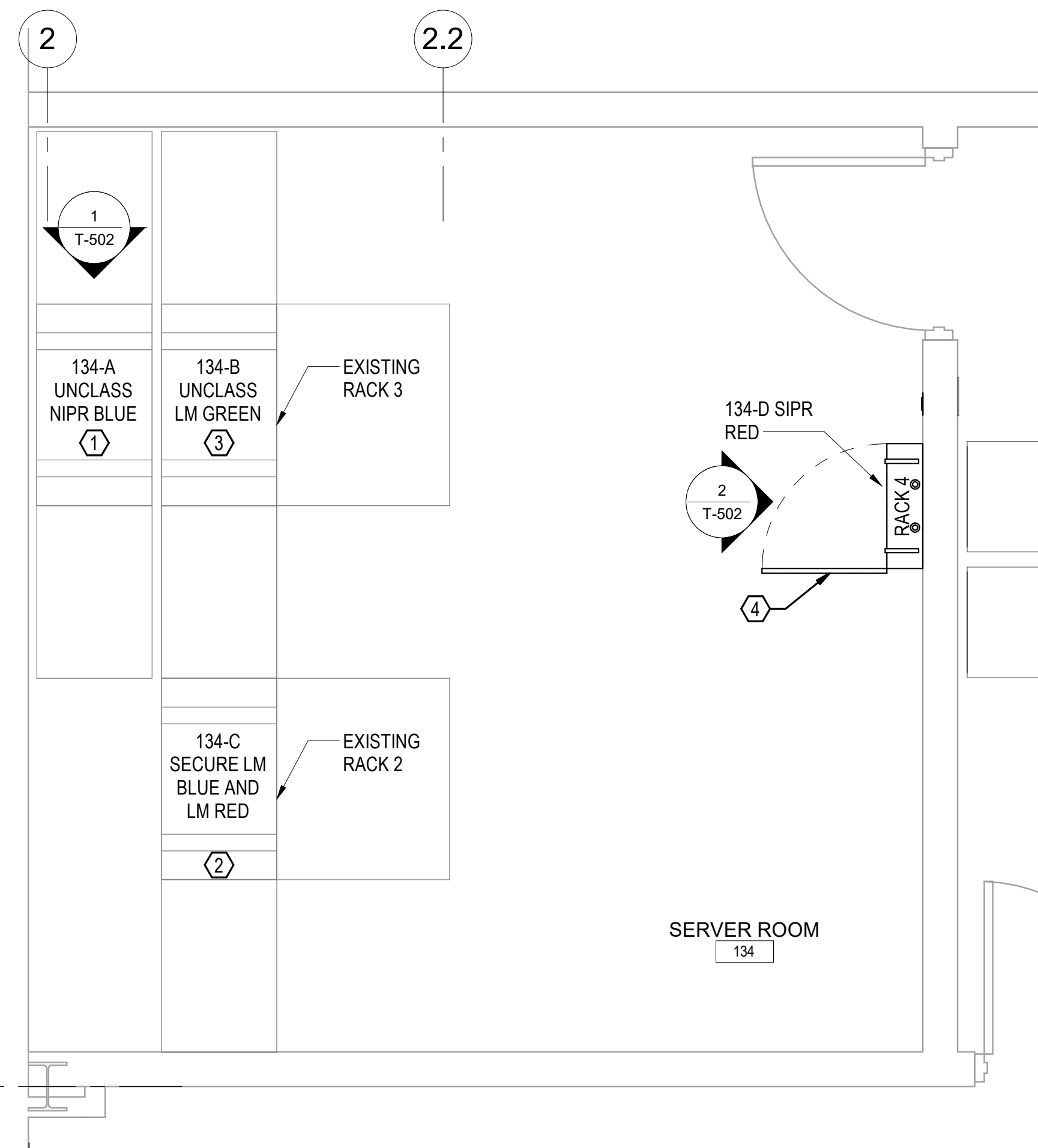
REVISION	DATE	DESCRIPTION	BY	APPR'D
1	4/1/2021	REVISION 1		
<b>BASE CIVIL ENGINEER</b> <b>EGLIN AIR FORCE BASE, FLORIDA</b>				
DATE: _____ SIGNATURE: _____ APPROVED: _____ CENM: _____ PROGRAM MANAGER: _____ SECURITY FORCES: _____ ASUS: _____ CHELCO: _____ INDEX NO.: _____			TITLE: <b>RENOVATE SQUADRON</b> <b>OPERATIONS AREA JSF</b> <b>HANGAR B1412</b>	
DRAWN BY: TBG PROJ. ENGR: DMB APPROVED: _____ FIRE PREVENTION: _____ SAFETY REPRESENTATIVE: _____ DIR. BASE. MED. SERVICE: _____ USING AGENCY: _____ COMMUNICATIONS: _____ OPERATIONS ENGINEERING: _____ ENVIRONMENTAL: _____			CONTENTS: <b>TELECOM ENLARGED PLANS</b>	
APPROVED: _____ APPROVED: _____ APPROVED: _____ APPROVED: _____ APPROVED: _____ APPROVED: _____ APPROVED: _____			DATE: 1/26/2021 SCALE: _____	
T-401 SPEC. NO. 20AH		PROJ. NO. FTFA20CB73		DRAWING NO. _____ FILE NO. _____ SHEET 90 OF 93





ENLARGED SERVER ROOM 134 EQUIPMENT  
PLAN - EXISTING

1  
T-401A  
1/2" = 1'-0"



ENLARGED SERVER ROOM 134 EQUIPMENT  
PLAN - NEW

2  
T-401A  
1/2" = 1'-0"


**EXISTING ENLARGED PLAN KEY NOTES:**

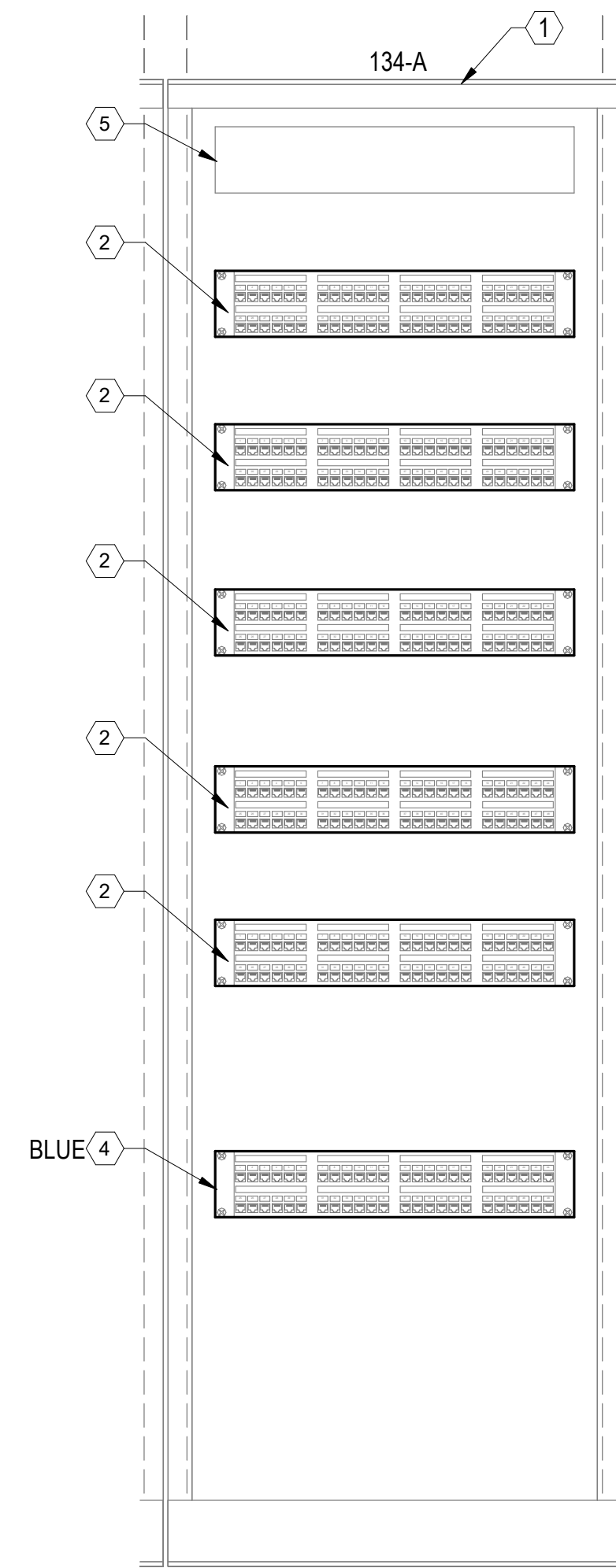
- ① EMPTY LOCKABLE COMMUNICATION CABINET TO BE MOVED AND UTILIZED FOR EXISTING NIPR. SEE NEW WORK PLAN FOR NEW LOCATION.
- ② EXISTING 4-POST RACK CONTAINING SIPR DROPS.
- ③ EXISTING 4-POST RACK WITH NIPR DROPS.

**NEW ENLARGED PLAN KEY NOTES:**

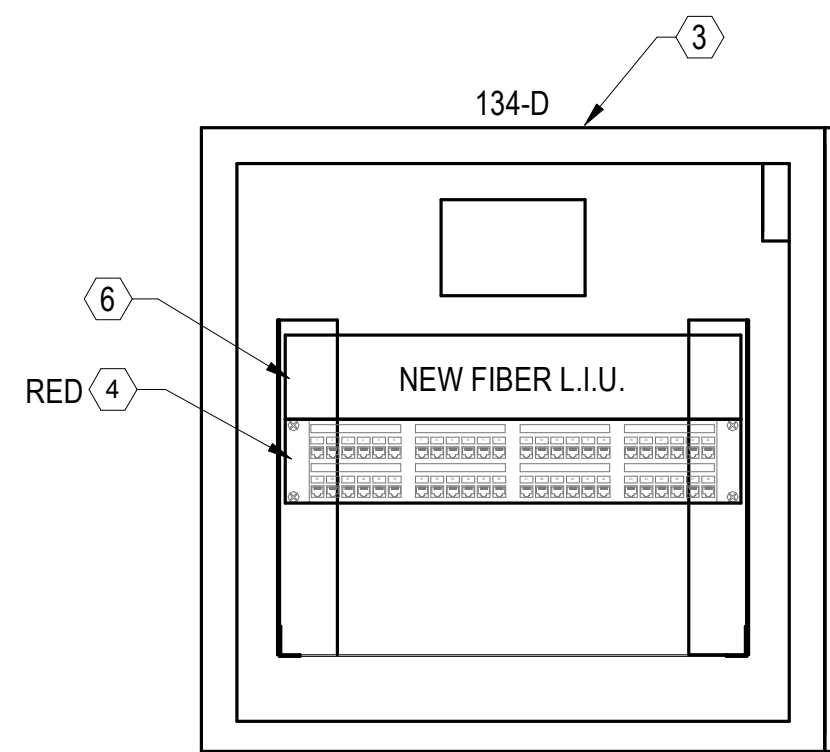
- ① USE EXISTING LOCKABLE COMM CABINET TO HOUSE EXISTING 96 CS NIPR ASSOCIATED EQUIPMENT (NIPR PATCH PANELS, TOP FIBER OPTIC DISTRIBUTION PANEL, AND 2 EACH RECEPTACLE CIRCUITS) MOVED FROM RACK 3.
- ② MOVE SIPR CABLES FROM THIS RACK AND INSTALL IN NEW PATCH PANEL IN WALL MOUNTED RACK 4. LEAVE ALL OTHER CABLES/EQUIPMENT.
- ③ LEAVE REMAINING EQUIPMENT ITEMS IN THIS RACK AFTER RELOCATING THOSE REQUIRED TO 96 COMM UNCLASS RACK. (REFER TO NOTE 1)
- ④ NEW WALL MOUNTED LOCKABLE CABINET FOR 96 COMM SIPR MODEL NUMBER EWMWG362425 36" X 24" X 25" CABINET WITH WINDOW DOOR AND GLAND PLATE 19 RACK UNITS.

REVISION	DATE	REVISION 1	DESCRIPTION	BY	APPR'D
1	4/1/2021	REVISION 1			
<b>BASE CIVIL ENGINEER</b> <b>EGLIN AIR FORCE BASE, FLORIDA</b>					
DATE: _____ SIGNATURE: _____ APPROVED: _____ CENM: _____ APPROVED: _____ PROGRAM MANAGER: _____ APPROVED: _____ SECURITY FORCES: _____ APPROVED: _____ ASUS: _____ APPROVED: _____ CHELCO: _____ INDEX NO.: _____			TITLE: <b>RENOVATE SQUADRON OPERATIONS AREA JSF HANGAR B1412</b>  CONTENTS: <b>TELECOM ENLARGED PLANS</b>  APPROVED: _____ DATE: <b>1/26/2021</b> OPERATIONS ENGINEERING: <b>96/CEG/CEN</b> APPROVED: _____ SCALE: _____ ENVIRONMENTAL: _____ DEPUTY BASE CIVIL ENGINEER		
<b>T-401A</b>		PROJ. NO. <b>20AH</b>	DRAWING NO. <b>FTFA20CB73</b>	FILE NO.	SHEET OF <b>93</b>





NOTE: ALL SIPR CABLES SHALL BE DISCONNECTED FROM EXISTING UNCLASS CABINET PULLED BACK, REROUTED, AND TERMINATED TO NEW PATCH PANEL IN CLASSIFIED WALL MOUNT CABINET. NO CLASSIFIED CABLING SHALL REMAIN IN THE EXISTING UNCLASS RACK (134-A)



**CLASSIFIED NETWORK RACK ELEVATION - COMM ROOM 134**

2  
T-502  
1 1/2" = 1'-0"

**RACK ELEVATION KEY NOTES:**

- ① EXISTING COMMUNICATIONS RACK.
- ② EXISTING COPPER PATCH PANEL.
- ③ NEW WALL MOUNTED LOCKABLE CABINET FOR 96 COMM SIPR MODEL NUMBER EWMWG362425 36" X 24" X 25" CABINET WITH WINDOW DOOR AND GLAND PLATE 19 RACK UNITS.
- ④ 24 PORT SCREENED TWISTED PAIR (ScTP) CATEGORY 6 HORIZONTAL PATCH PANEL.
- ⑤ EXISTING FIBER L.I.U.
- ⑥ NEW FIBER L.I.U.

**UNCLASS NETWORK RACK ELEVATION - COMM ROOM 134**

1  
T-502  
1 1/2" = 1'-0"

REVISION	DATE	REVISION	DESCRIPTION	BY	APPR'D
1	4/1/2021	REVISION 1			
<b>BASE CIVIL ENGINEER EGLIN AIR FORCE BASE, FLORIDA</b>					
<b>RENOVATE SQUADRON OPERATIONS AREA JSF HANGAR B1412</b>					
DATE		DRAWN BY TBG		TITLE	
SIGNATURE		PROJ. ENGR. DMB		RACK ELEVATIONS	
APPROVED		APPROVED		APPROVED	
CENM		FIRE PREVENTION		APPROVED	
APPROVED		APPROVED		APPROVED	
PROGRAM MANAGER		SAFETY REPRESENTATIVE		APPROVED	
APPROVED		APPROVED		APPROVED	
SECURITY FORCES		DIR. BASE. MED. SERVICE		APPROVED	
APPROVED		APPROVED		APPROVED	
ASUS		USING AGENCY		APPROVED	
APPROVED		APPROVED		APPROVED	
CHELCO		COMMUNICATIONS		APPROVED	
APPROVED		APPROVED		APPROVED	
INDEX NO.		ENVIRONMENTAL		APPROVED	
T-502		OPERATIONS ENGINEERING		APPROVED	
SPEC. NO.		APPROVED		APPROVED	
20AH		ENVIRONMENTAL		APPROVED	
PROJ. NO.		DEPUTY BASE CIVIL ENGINEER		DATE	
FTFA20CB73				1/26/2021	
DRAWING NO.		FILE NO.		SCALE	
				SHEET OF 93	

