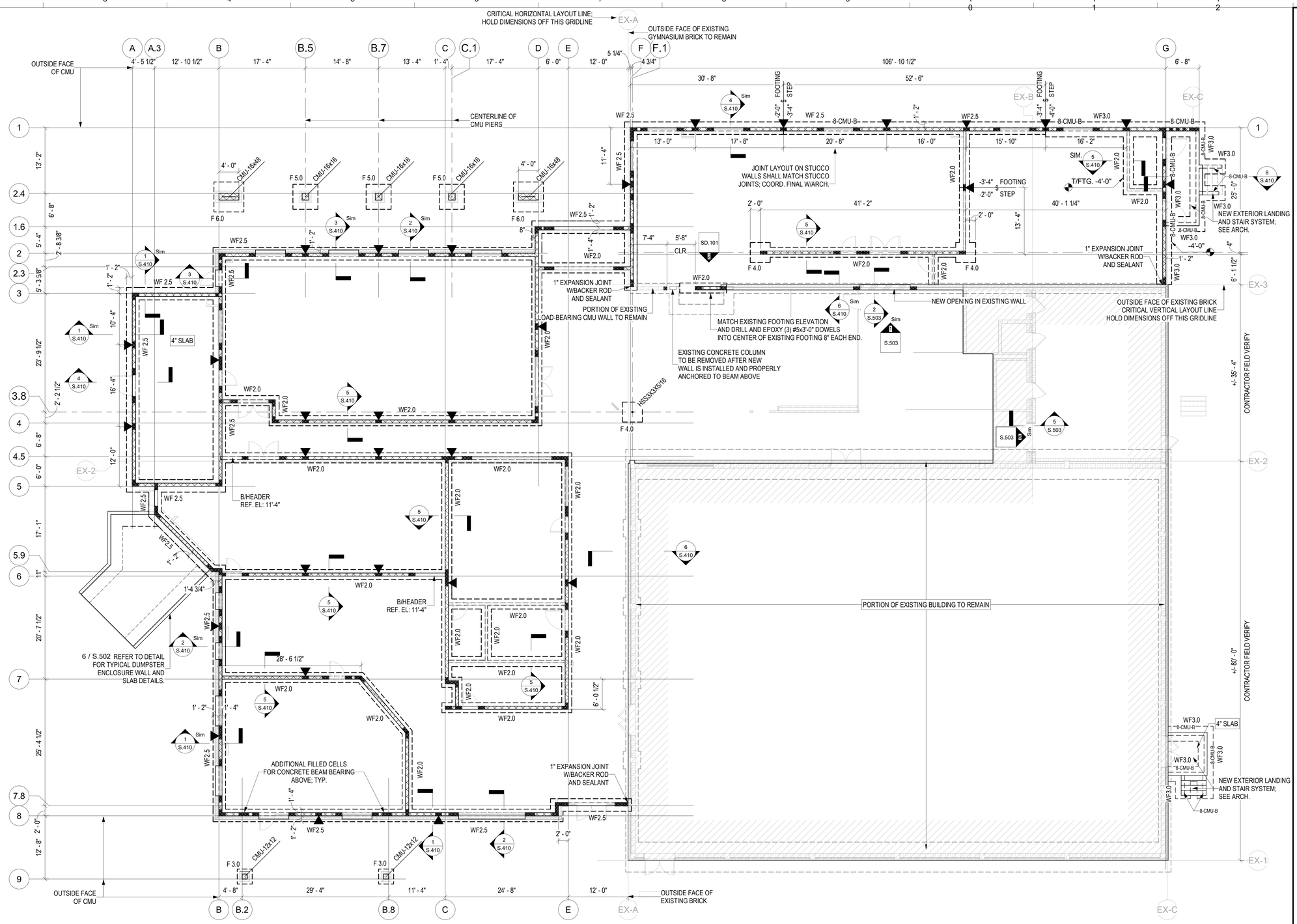

FOUNDATION PLAN

1 / S.101 — 1/8" = 1'-0"

T.O.SLAB REF. ELEV: 0'-0" U.N.O.; REF. EL: 0'-0" = ELEV: SEE CIVIL

TRUE NORTH — PLAN NORTH

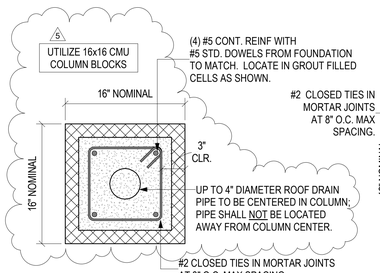

3 / S.101 — CMU-16x16 — 1 1/2" = 1'-0"

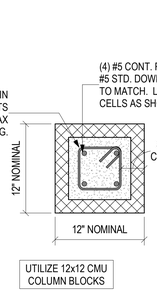

4 / S.101 — CMU-12x12 — 1 1/2" = 1'-0"

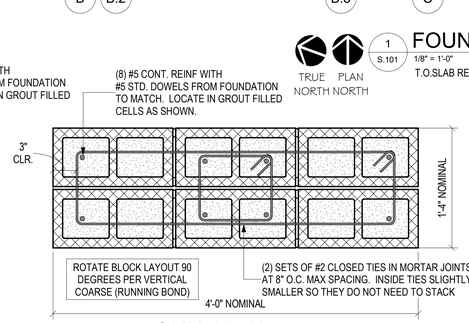

5 / S.101 — CMU-16x48 — 1 1/2" = 1'-0"

FOUNDATION SCHEDULE (TOP OF FOOTING -2'-0", UNLESS NOTED OTHERWISE)					
MARK	WIDTH	LENGTH	THICKNESS	BOTTOM REINFORCING	TOP REINFORCING
F3.0	3'-0"	3'-0"	1'-0"	(4) #4; E.W.	N/A
F4.0	4'-0"	4'-0"	1'-0"	(5) #5; E.W.	N/A
F5.0	5'-0"	5'-0"	1'-0"	(5) #5; E.W.	N/A
F6.0	6'-0"	6'-0"	1'-0"	(6) #5; E.W.	N/A
WF2.0	2'-0"	SEE PLAN	1'-0"	(3) #4 CONT.; #4 @ 2'-0" TRANS.	N/A
WF2.5	2'-6"	SEE PLAN	1'-0"	(3) #5 CONT.; #5 @ 1'-0" TRANS.	N/A
WF3.0	3'-0"	SEE PLAN	1'-0"	(3) #5 CONT.; #5 @ 1'-0" TRANS.	N/A

LEGEND

- = 8" NOMINAL CMU WALL. UNLESS NOTED OTHERWISE (U.N.O.), WALL SHALL BE REINFORCED WITH #5 VERTICAL REINFORCING AT 3'-4" ON CENTER IN CENTER OF GROUT FILLED CELLS. PROVIDE HORIZONTAL JOINT REINFORCING AND ADDITIONAL VERTICAL REINFORCING AS OUTLINED IN THE GENERAL NOTES, TYPICAL DETAILS AND SECTIONS IN THESE DRAWINGS. ALL CELLS BELOW GRADE SHALL BE FULLY GROUT FILLED.
- 8-CMU-B = 8" NOMINAL CMU WALL AS NOTED ABOVE WITH THE EXCEPTION THAT VERTICAL REINFORCING SPACING SHALL BE INCREASED TO 1'-4" ON CENTER.
- = 6" NOMINAL INTERIOR NON-LOADBEARING CMU WALLS TO 6" ABOVE HIGHEST ADJACENT CEILING. UNLESS NOTED OTHERWISE (U.N.O.), WALL SHALL BE REINFORCED WITH #4 VERTICAL REINFORCING AT 4'-0" ON CENTER IN CENTER OF GROUT FILLED CELLS. PROVIDE HORIZONTAL JOINT REINFORCING AND ADDITIONAL VERTICAL REINFORCING AS OUTLINED IN THE GENERAL NOTES, TYPICAL DETAILS AND SECTIONS IN THESE DRAWINGS. ALL CELLS BELOW GRADE SHALL BE FULLY GROUT FILLED.
- = ADDITIONAL GROUT FILLED AND REINFORCED CELL IN ADDITION TO TYPICAL REINFORCING. PROVIDE BAR SIZE TO MATCH WALL REINF.
- = VERTICAL MASONRY CONTROL JOINT LOCATION; SEE TYPICAL DETAILS
- -X'-X" FOOTING STEP = FOOTING STEP LOCATION; REFER TO DETAIL 2 / S.501

REF. FOUNDATION ELEVATION EACH SIDE OF FOOTING STEP

JDA JOE DEREUIL ASSOCIATES, LLC
STRUCTURAL ENGINEERS
STATE OF FLORIDA
P.E. NO. 79066 / C.A. NO. 9515
301 West Cervantes St. Pensacola, FL 32501
Tel. 850.429.1951
JDA JOB #: 25017

GMC
GOODWYN MILLS CAWOOD, LLC.
720 Bayfront Parkway, Suite 200
Pensacola, FL 32502
T 850.432.0706
GMCNETWORK.COM
Gerald Steven Jernigan - Qualifying Agent
FL Architect AR 0009953

ISSUE	DATE
PERMIT SET	12/08/2025
5 Revision 5	08/04/2026

DRAWN BY: BJB
CHECKED BY: JTG

FRICKER RESOURCE CENTER RENOVATION PROJECT

900 N F St, Pensacola, FL 32501-2887

GMC # APEN250016

JOSHUA T. GREENWELL
LICENSE NUMBER No. 79066
STATE OF FLORIDA
12/16/2025
REGISTERED ENGINEER

JOSHUA T. GREENWELL
FL PE 79066

FOUNDATION PLAN

S.101

7/30/2026 4:02:23 PM

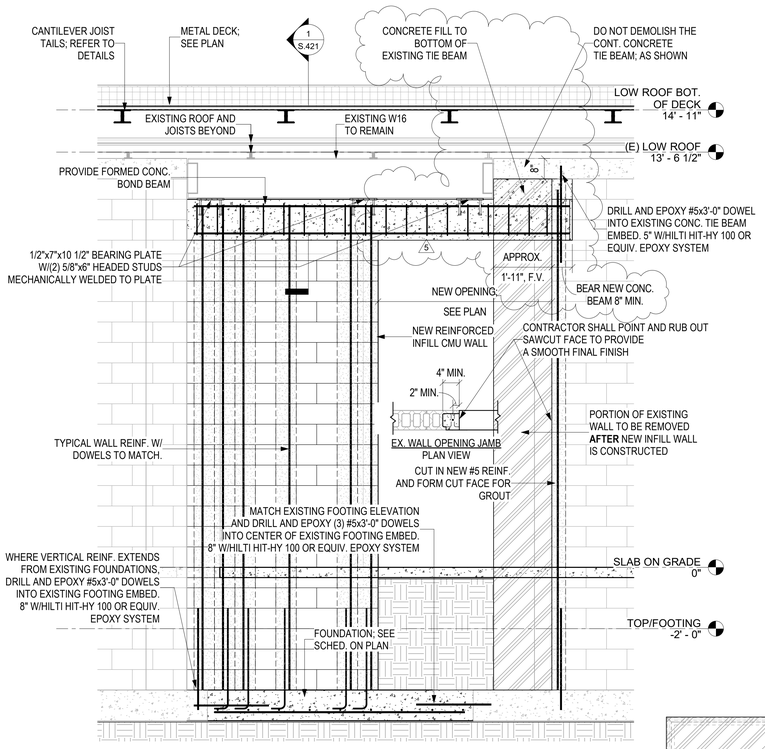

2 SD.101 INFILL SUPPORT UNDER EXISTING BEAM
1/2" = 1'-0"

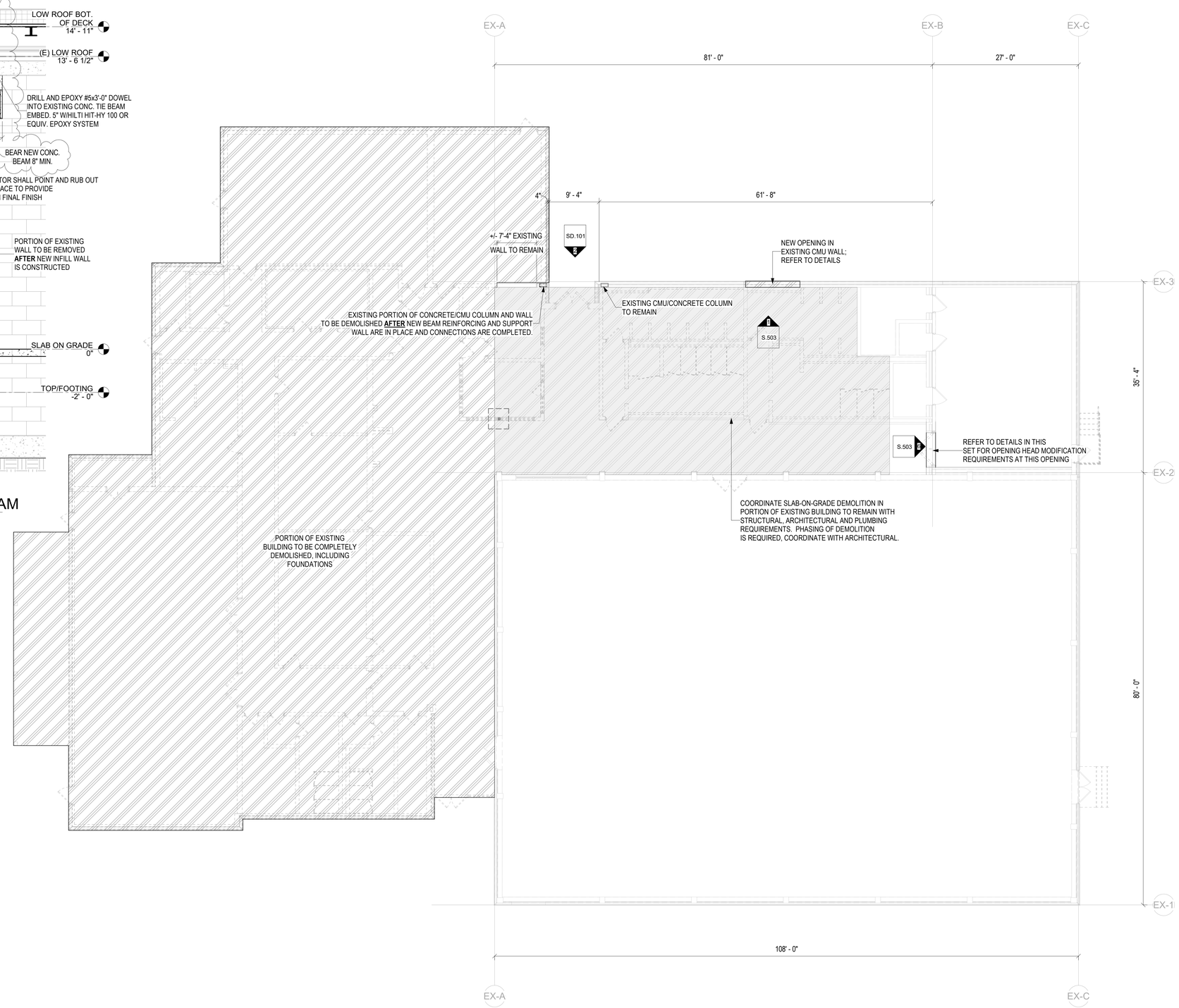

TRUE NORTH
PLAN NORTH

1 SD.101 STRUCTURAL DEMOLITION - GROUND FLOOR PLAN
1/8" = 1'-0"

JDA JOE DEREUIL ASSOCIATES, LLC
STRUCTURAL ENGINEERS
STATE OF FLORIDA
P.E. NO. 79066 / C.A. NO. 9515
301 West Cervantes St. Tel. 850.429.1951
Pensacola, FL 32501 JDA JOB #: 25017

GMC

GOODWYN MILLS CAWOOD, LLC.
720 Bayfront Parkway, Suite 200
Pensacola, FL 32502
T 850.432.0706
GMCNETWORK.COM
Gerald Steven Jernigan - Qualifying Agent
FL Architect AR 0009953

ISSUE	DATE
PERMIT SET	12/08/2025
5 Revision 5	08/04/2026

DRAWN BY: BJB
CHECKED BY: JTG

FRICKER RESOURCE CENTER RENOVATION PROJECT
900 N F St, Pensacola, FL 32501-2887
GMC # APEN250016

JOSHUA T. GREENWELL
STATE OF FLORIDA
No. 79066
12/15/2025
REGISTERED ENGINEER
JOSHUA T. GREENWELL
FL PE 79066

STRUCTURAL DEMOLITION - GROUND FLOOR PLAN
SD.101

7/30/2026 4:02:23 PM