SITE CONSTRUCTION PLANS
FOR
S. PALAFOX PLACE PEDESTRIAN IMPROVEMENTS
SR 30 GARDEN ST. TO MAIN ST.

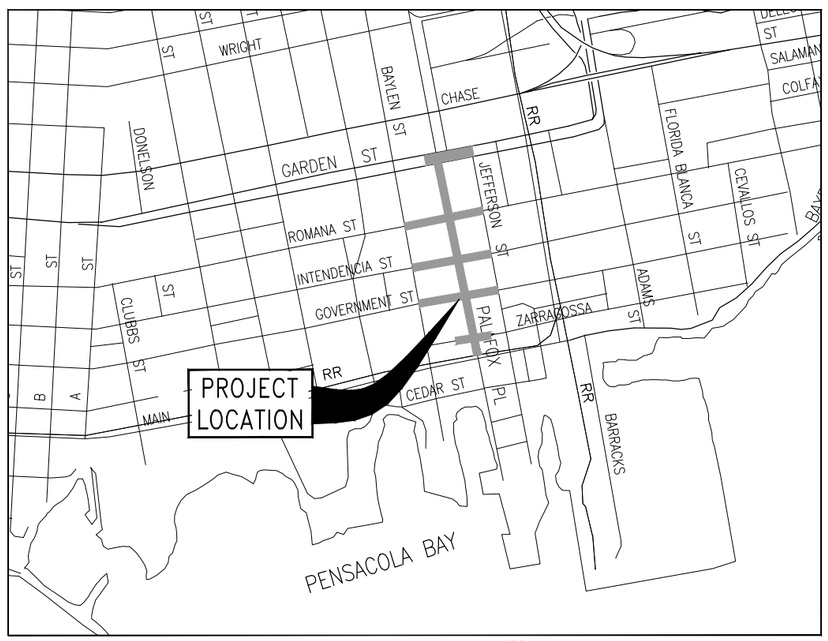

VICINITY MAP

NOT TO SCALE

N

PREPARED FOR

CITY OF PENSACOLA

BDI PROJECT NO. 24323.03
AUGUST 2025

PREPARED BY

BASKERVILLE-DONOVAN, INC.
ENGINEERING THE SOUTH SINCE 1927

449 W. MAIN ST., PENSACOLA, FL 32502 (850)438-9661
ENGINEERING BUSINESS: EB-0000340

Pensacola - Panama City Beach - Tallahassee - Mobile

SHEET INDEX

100% SUBMITTAL
AUGUST 2025

GENERAL NOTES: (AS APPLICABLE TO PROJECT)

1. CONTRACTOR TO COORDINATE WITH LOCAL UTILITY COMPANIES FOR REMOVAL AND RELOCATION OF EXISTING UTILITY POLES, AERIAL LINES, WATER LINES, GAS LINES, AND OTHER UTILITIES AS NECESSARY.

2. ALL SITE WORK MATERIALS AND CONSTRUCTION METHODS SHALL BE IN ACCORDANCE WITH THE LATEST EDITION OF THE CITY OF PENSACOLA STANDARD SPECIFICATIONS, UNLESS NOTED OTHERWISE IN THE CONSTRUCTION DOCUMENTS.

3. ADEQUATE PROVISIONS SHALL BE MADE FOR FLOW OF SEWERS, DRAINS, AND WATER COURSES ENCOUNTERED DURING CONSTRUCTION.

4. THE CONTRACTOR SHALL PLACE AND MAINTAIN ADEQUATE BARRICADES CONSTRUCTION SIGNS, FLASHING LIGHTS, TORCHES, RED LANTERNS AND GUARDS DURING PROGRESS OF CONSTRUCTION WORK AND UNTIL IT IS SAFE FOR BOTH PEDESTRIAN AND VEHICULAR TRAFFIC.

5. THE CONTRACTOR IS REQUIRED TO VISIT THE SITE AND FAMILIARIZE HIMSELF WITH THE PROJECT PRIOR TO BIDDING.

6. BURNING SHALL NOT BE PERMITTED ONSITE OR WITHIN CITY LIMITS.

7. THE CONTRACTOR SHALL COMPLY WITH ANY TESTING REQUIRED BY THE LOCAL GOVERNING AGENCY IN ADDITION TO THE TESTING REQUIREMENTS OUTLINED IN THE CONSTRUCTION DOCUMENTS. TESTING SHALL BE PAID FOR BY THE OWNER. CONTRACTOR SHALL COORDINATE AND ASSIST TESTING LABORATORIES WITH TESTING. ANY NECESSARY RE-TESTING SHALL BE PAID FOR BY THE CONTRACTOR.

8. EROSION AND SEDIMENTATION CONTROLS WILL BE PROVIDED AND MAINTAINED BY THE CONTRACTOR AT ALL TIMES AS PER CITY REQUIREMENTS.

9. THE CONTRACTOR SHALL TAKE WHATEVER STEPS NECESSARY TO PREVENT AND CONTROL EROSION AND SEDIMENTATION. AREAS OF CONTROL AND TYPICAL SECTION OF BARRIERS ARE SUGGESTIONS ONLY AND DO NOT RELIEVE THE CONTRACTOR OF ANY RESPONSIBILITY TO PREVENT AND CONTROL EROSION AND SEDIMENTATION.

10. ALL SUITABLE EXCESS MATERIAL EXCAVATED AND NOT USED AS FILL SHALL BE REMOVED FROM THE SITE BY THE CONTRACTOR AND STOCKPILED AS DIRECTED BY THE OWNER.

11. CLEAR AND GRUB ONLY AS NECESSARY TO COMPLETE NEW CONSTRUCTION.

12. CONTRACTOR SHALL COMPLETE ALL WORK INDICATED IN CONSTRUCTION DOCUMENTS USING HAND LABOR IF NECESSARY OR APPROPRIATE.

13. THESE DRAWINGS REPRESENT KNOWN STRUCTURES AND UTILITIES LOCATED IN THE PROJECT AREA. THE CONTRACTOR IS CAUTIONED THAT OTHER STRUCTURES AND UTILITIES, ABOVE OR BELOW GROUND, MAYBE ENCOUNTERED DURING THE COURSE OF THE PROJECT. THE CONTRACTOR SHOULD NOTIFY THE PROJECT ENGINEER IMMEDIATELY UPON ENCOUNTERING ANY UNEXPECTED STRUCTURE, UTILITY LINE, OR OTHER UNUSUAL CONDITION. IT IS THE CONTRACTOR'S RESPONSIBILITY TO DETERMINE THE EXACT LOCATION AND DEPTH OF EXISTING UTILITIES AND TO DETERMINE IF OTHER UTILITIES WILL BE ENCOUNTERED DURING THE COURSE OF THE WORK AND TAKE WHATEVER STEPS NECESSARY TO PROVIDE FOR THEIR PROTECTION.

14. FAILURE OF THE PLANS TO SHOW THE EXISTENCE OF ANY UNDERGROUND UTILITY, STRUCTURES, ETC., SHALL NOT RELIEVE THE CONTRACTOR FROM THE RESPONSIBILITY OF LOCATING, PRESERVING AND PROTECTING SAID UTILITY OR STRUCTURE.

15. CONTRACTOR SHALL PIN SOD ON ALL SLOPES 3 TO 1 OR GREATER.

16. CONTRACTOR IS TO NOTIFY THE CITY OF PENSACOLA AND FDOT 48 HOURS PRIOR TO BEGINNING CONSTRUCTION.

17. THE CONTRACTOR SHALL NOTIFY THE OWNER OF ANY CONFLICTS BETWEEN VENDOR DRAWINGS, EXISTING CONDITIONS, AND THE CONSTRUCTION DOCUMENTS.

18. WHERE SOD IS BEING INSTALLED, TOPSOIL SHALL BE USED AS A BASE AT LEAST SIX INCHES DEEP.

19. IF THE QUANTITY OF EXISTING STOCKPILED OR EXCAVATED TOPSOIL IS INADEQUATE FOR PLANTING, SUFFICIENT ADDITIONAL TOPSOIL SHALL BE IMPORTED TO THE SITE BY THE CONTRACTOR. TOPSOIL FURNISHED SHALL BE A NATURAL, FERTILE, FRIABLE, LOAMY SOIL, POSSESSING CHARACTERISTICS OF REPRESENTATIVE PRODUCTIVE SOILS IN THE VICINITY. TOPSOIL SHALL BE OBTAINED FROM NATURALLY WELL-DRAINED AREAS. TOPSOIL SHALL BE WITHOUT ADMIXTURE OF SUBSOIL AND FREE FROM JOHNSON GRASS (SORGHUM HALAPENSE), NUT GRASS (CYPRUS ROTUNDAS), AND OBJECTIONABLE WEEDS AND TOXIC SUBSTANCES. IT SHALL BE FREE OF DEBRIS, TRASH STUMPS, ROCKS, AND NOXIOUS WEEDS, AND SHOULD GIVE EVIDENCE OF BEING ABLE TO SUPPORT HEALTHY PLANT GROWTH.

20. THE pH OF THE TOPSOIL ONSITE AND ANY IMPORTED TOPSOIL SHALL BE DETERMINED. IF THE pH IS BELOW 5.0, SUFFICIENT LIME SHALL BE ADDED TO PROVIDE A pH BETWEEN 5.5 AND 6.5 THE LIME SHALL BE THOROUGHLY INCORPORATED INTO THE TOP THREE OR FOUR INCHES OF THE SOIL. LIME AND FERTILIZER MAY BE APPLIED IN ONE OPERATION.

21. SUBMIT pH TEST RESULTS AND ANY OTHER TEST RESULTS TO THE CITY OF PENSACOLA FOR APPROVAL.

22. AFTER THE SITE HAS BEEN BROUGHT TO PROPER GRADE FOR PLACEMENT OF TOPSOIL AND IMMEDIATELY PRIOR TO DUMPING AND SPREADING THE TOPSOIL, THE SUBGRADE SHALL BE LOOSENED BY DISKING OR SCARIFYING TO A DEPTH OF 2 INCHES TO INSURE BONDING OF THE TOPSOIL AND SODDING.

23. TOPSOIL SHALL NOT BE PLACED WHILE IN A MUDDY CONDITION, WHEN THE SUBGRADE IS EXCESSIVELY WET, OR IN A CONDITION THAT MAY OTHERWISE BE DETRIMENTAL TO PROPER GRADING OR PROPOSED SODDING.

24. THE TOPSOIL SHALL BE UNIFORMLY DISTRIBUTED TO A MINIMUM COMPACTED DEPTH OF SIX INCHES.

25. ANY IRREGULARITIES IN THE SURFACE, RESULTING FROM TOP SOILING OR OTHER OPERATIONS, SHALL BE CORRECTED IN ORDER TO PREVENT THE FORMATION OF DEPRESSIONS OR WATER POCKETS.

26. COMPACT THE TOPSOIL ENOUGH TO ENSURE GOOD CONTACT WITH THE UNDERLYING SOIL AND TO OBTAIN A LEVEL SEED BED FOR THE ESTABLISHMENT OF HIGH MAINTENANCE TURF. AVOID UNDUE COMPACTION.

27. CONTRACTOR TO PROVIDE TEMPORARY PROTECTION TO TREES TO REMAIN (SEE DETAIL). FOR ANY TREE SHOWN TO REMAIN THAT IS DAMAGED BY THE CONTRACTOR'S FORCES, THE CONTRACTOR SHALL PAY THE CITY OF PENSACOLA THE SUM OF $150.00 DOLLARS PER INCH DIAMETER OF TREE THAT IS DAMAGED.

28. CONTRACTOR SHALL HAUL AWAY ALL DEBRIS AND DISPOSE OF OFF-SITE IN A LEGAL AND RESPONSIBLE MANNER.

29. WALKS AND BUILDING ACCESS ARE DESIGNED TO MEET THE FLORIDA ACCESSIBLY CODE FOR HANDICAP ACCESS.

30. SEDIMENT SHALL BE RETAINED ON THE SITE OF DEVELOPMENT. REMOVE SEDIMENT AT APPROPRIATE TIME AND PRIOR TO THE END OF CONSTRUCTION.

31. THE CONTRACTOR SHALL SUBMIT A POST-CONSTRUCTION CERTIFICATION AND REPRODUCIBLE RECORD DRAWINGS TO THE ENGINEER PRIOR TO INSPECTION AND ACCEPTANCE. THE RECORD DRAWINGS SHALL BE PREPARED AND CERTIFIED BY A FLORIDA PROFESSIONAL SURVEYOR.

32. THE OWNER OR HIS AGENT SHALL ARRANGE WITH THE CITY AN INSPECTION OF THE EROSION AND SEDIMENT CONTROL DEVICES PRIOR TO CONSTRUCTION, UNDERGROUND DRAINAGE STRUCTURES PRIOR TO BURIAL, AND THE FINAL INSPECTION OF THE DEVELOPMENT UPON COMPLETION.

33. EROSION SHALL BE CONTROLLED BY THE USE OF A HAY BALE BARRIER/SILT FENCE AS SHOWN ON PLANS OR WHATEVER MEANS NECESSARY AND SHALL BE SETUP PRIOR TO COMMENCING CONSTRUCTION. THE EROSION CONTROL BARRIER SHALL BE MAINTAINED THROUGHOUT CONSTRUCTION BY THE CONTRACTOR. UPON COMPLETION OF THE PROJECT, THE RETENTION AREA SHALL BE CLEANED OF SILT, STABILIZATION OF ALL DISTURBED AREAS SHALL BE ACCOMPLISHED, AND THE RETENTION AREA IS TO BE RECONFIGURED TO DESIGN CROSS-SECTION, AND SODDED.

34. CONTRACTOR SHALL NOTIFY SUNSHINE ONE UTILITIES 48 HOURS IN ADVANCE PRIOR TO DIGGING WITHIN R/W; 1-800-432-4770.

35. NO DEVIATIONS OR REVISIONS FROM THESE PLANS BY THE CONTRACTOR SHALL BE ALLOWED WITHOUT WRITTEN PERMISSION FROM THE CITY OF PENSACOLA.

36. ALL WORK SHALL BE CONFINED TO WITHIN THE CITY R/W OR PROPERTY LIMITS.

37. CONTRACTOR SHALL CONSTRUCT TEMPORARY MEASURES AND SUPPORT TO ACCESS SITE. CONTRACTOR SHALL INCLUDE COST FOR SAME IN HIS BID. CONTRACTOR SHALL REPAIR ANY DAMAGE TO THE SATISFACTION OF THE OWNER.

38. TRENCHING AND GRADING AROUND TREES WHICH ARE TO REMAIN SHALL BE AWAY FROM THE TREE IN A MANNER TO CAUSE NO DAMAGE TO THE TREE.

39. CONTRACTOR IS TO MAINTAIN SODDING AND GRASSING BY WATERING, FERTILIZING, WEEDING, MOWING, TRIMMING, AND OTHER OPERATIONS, SUCH AS ROLLING, RE-GRADING, AND REPLANTING AS REQUIRED TO ESTABLISH GRASSED/SODDED AREAS FREE OF ERODED OR BARE AREAS AND REPLACE ANY REJECTED MATERIALS OR WORK, AND CONTINUE MAINTENANCE UNTIL ACCEPTED. REMOVE ANY REJECTED MATERIALS PROMPTLY FROM THE SITE. CONTRACTOR IS TO INCLUDE COST OF MAINTAINING SODDING AND GRASSING IN HIS BID.

40. CONTRACTOR SHALL COORDINATE HIS WORK AND COOPERATE WITH OTHER CONTRACTORS WORKING AROUND THE PROJECT AREA.

41. THE CONTRACTOR SHALL DELIVER THE STAGING AREAS TO THE OWNER ON OR BEFORE THE DATE OF COMPLETION OF CONSTRUCTION AND SAME SHALL BE IN AS GOOD AS OR BETTER CONDITION AS EXISTED PRIOR TO CONSTRUCTION.

42. THE CONTRACTOR SHALL BE RESPONSIBLE FOR ENSURING MATERIAL DOES NOT SPILL, LEAK, OR FALL FROM TRUCKS HAULING MATERIAL TO OR AWAY FROM SITE, INCLUDING MATERIAL FALLING FROM TIRES. SHOULD THE STATE OR COUNTY REQUIRE SWEEPING AND CLEANING OF ROADWAYS DUE TO THE ABOVE, THE SAME SHALL BE THE RESPONSIBILITY OF THE CONTRACTOR. THE CONTRACTOR SHALL ALSO BE RESPONSIBLE FOR ANY FINES DUE TO THE ABOVE.

43. ALL DIMENSIONS ARE TO THE EDGE OF PAVEMENT, UNLESS OTHERWISE NOTED.

44. SHOULD CONTRACTOR ELECT TO USE ONSITE EXCAVATION AS FILL, HE IS CAUTIONED NO ADDITIONAL TIME OR COST WILL BE ALLOWED SHOULD MATERIAL BECOME WET AND UNWORKABLE. IF NECESSARY, CONTRACTOR WILL BE REQUIRED TO BRING IN OFFSITE FILL MATERIAL MEETING TECHNICAL SPECIFICATIONS AT HIS OWN EXPENSE.

45. CONTRACTOR SHALL COORDINATE WITH THE CITY PRIOR TO THE REMOVAL OF ANY TREES.

46. ALL VALVE BOXES SHALL BE SET FLUSH WITH GRADE.

47. THE CONTRACTOR SHALL FLUSH AND CLEAN ALL STORMWATER PIPES AND STRUCTURES AT END OF CONSTRUCTION AFTER ALL DISTURBED AREAS HAVE BEEN STABILIZED.

48. WHERE UNSUITABLE MATERIALS ARE ENCOUNTERED IN PAVED AREAS, THE UNSUITABLE MATERIAL SHALL BE EXCAVATED TO A MINIMUM DEPTH OF 3 FEET BELOW FINISHED SUBGRADE ELEVATION AND BACKFILLED WITH CLEAN COURSE SAND CONTAINING LESS THAN 5% FINES OR AS OTHERWISE DIRECTED BY CITY OF PENSACOLA SEE TECHNICAL SPECIFICATIONS AND SOILS REPORT.

49. WHERE NEW PAVEMENT MEETS EXISTING PAVEMENT, EXISTING PAVEMENT SHALL BE SAWCUT FOR A STRAIGHT EDGE AND CLEAN JOINT. SEE DETAIL.

50. WHERE NEW CURB JOINS EXISTING CURB, STYLE SHALL MATCH UNLESS OTHERWISE NOTED.

51. PLACEMENT OF UNDERGROUND SYSTEMS, IRRIGATION, SEWER, WATER, DRAINAGE, ELECTRICAL, GAS, ETC., SHALL BE COMPLETED PRIOR TO LANDSCAPE INSTALLATION.

52. THE CONTRACTOR SHALL NOT BLOCK OR OBSTRUCT ANY ROADS OR DRIVES WITHOUT FIRST RECEIVING PERMISSION FROM THE CITY OF PENSACOLA TO DO SO.

53. PROPERTY OBSTRUCTIONS WHICH ARE TO REMAIN IN PLACE, SUCH AS BUILDINGS, SEWER, DRAINS, WATER OR GAS PIPES, ELECTRICAL, CONDUITS, POLES, WALLS, POST, ETC., ARE TO BE CAREFULLY PROTECTED AND ARE NOT TO BE DISPLACED UNLESS NOTED.

54. CONTRACTOR SHALL ADHERE TO THE CITY OF PENSACOLA'S AND OTHER AUTHORITIES HAVING JURISDICTION RULES CONCERNING SAFETY.

55. CONTRACTOR SHALL INCLUDE IN HIS BID ANY COST ASSOCIATED WITH DEWATERING FOR INSTALLATION OF ANY PIPE AS TO COMPLETE ANY EARTHWORK OR PAVING OPERATION.

56. CONTRACTOR SHALL INCLUDE IN HIS BID ANY COST ASSOCIATED WITH SELECT BACKFILL FOR INSTALLATION OF ANY PIPE OR STRUCTURE.

57. CONTRACTOR SHALL CLEANUP ENTIRE SITE INCLUDING STAGING AREAS AT LEAST TWO TIMES PER WEEK. THIS SHALL INCLUDE LOCATING TRASH/SCRAP RECEPTACLES AT APPROPRIATE LOCATIONS AROUND THE SITE. CONTRACTOR SHALL PICK UP ALL ROCKS, METAL, PIPE, NAILS, NUTS, BOLTS, BOARDS, PAPER, TRASH, ETC AT LEAST TWICE A WEEK. CONTRACTOR SHALL INCLUDE COST OF SAME IN BID.

58. CONTRACTOR SHALL RESTORE ALL STAGING AREAS TO AS GOOD AS OR BETTER CONDITION THAN EXISTED PRIOR TO CONSTRUCTION. THIS INCLUDES IRRIGATION AND SOD REPLACEMENT IF NECESSARY. ANY DISTURBED AREAS THAT WILL BE LEFT EXPOSED MORE THAN 20 DAYS, AND NOT SUBJECT TO CONSTRUCTION TRAFFIC, WILL IMMEDIATELY RECEIVE A TEMPORARY SEEDING. IF THE SEASON PREVENTS THE ESTABLISHMENT OF A TEMPORARY COVER, THE DISTURBED AREAS WILL BE MULCHED WITH STRAW, OR EQUIVALENT MATERIAL, AT A RATE OF TWO (2) TONS PER ACRE.

59. A BITUMINOUS CONCRETE BASE COURSE WILL BE APPLIED IMMEDIATELY FOLLOWING ROUGH GRADING AND INSTALLATION OF IMPROVEMENTS IN ORDER TO STABILIZE STREETS, ROADS, DRIVEWAYS AND PARKING AREAS. IN AREAS WHERE NO UTILITIES ARE PRESENT, THE BITUMINOUS CONCRETE BASE SHALL BE INSTALLED WITHIN 15 DAYS OF THE PRELIMINARY GRADING.

60. IMMEDIATELY FOLLOWING INITIAL DISTURBANCE OR ROUGH GRADING, ALL CRITICAL AREAS SUBJECT TO EROSION (I.E. STEEP SLOPES AND ROADWAY EMBANKMENTS) WILL RECEIVE A TEMPORARY SEEDING IN COMBINATION WITH STRAW MULCH OR A SUITABLE EQUIVALENT, AT A THICKNESS OF TWO (2) TO FOUR (4) INCHES MIXED WITH THE TOP TWO (2) INCHES OF SOIL.

61. ANY STEEP SLOPES RECEIVING PIPELINE INSTALLATION WILL BE BACK FILLED AND STABILIZED DAILY, AS THE INSTALLATION PROCEEDS (I.E. SLOPES GREATER THAN 3:1).

62. CONDUIT OUTLET PROTECTION MUST BE INSTALLED AT ALL REQUIRED OUTFALLS PRIOR TO THE DRAINAGE SYSTEM BECOMING OPERATIONAL.

63. UNFILTERED DEWATERING IS NOT PERMITTED. THE CONTRACTOR SHALL TAKE ALL NECESSARY PRECAUTIONS DURING ALL DEWATERING OPERATIONS TO MINIMIZE SEDIMENT TRANSFER.

64. SHOULD THE CONTROL OF DUST AT THE SITE BE NECESSARY, THE SITE WILL BE SPRINKLED UNTIL THE SURFACE IS WET, TEMPORARY VEGETATION COVER SHALL BE ESTABLISHED OR MULCH SHALL BE APPLIED IN ACCORDANCE WITH STANDARDS FOR EROSION CONTROL.

65. ALL SOIL WASHED, DROPPED, SPILLED OR TRACKED OUTSIDE THE LIMITS OF DISTURBANCE OR ONTO PUBLIC RIGHT-OF-WAY WILL BE REMOVED IMMEDIATELY.

66. THE CONTRACTOR SHALL BE RESPONSIBLE FOR ANY EROSION OR SEDIMENTATION THAT MAY OCCUR BELOW STORMWATER OUTFALLS OR OFF SITE AS A RESULT OF CONSTRUCTION OF THE PROJECT.

67. ALL SOIL STOCKPILES ARE TO BE TEMPORARILY STABILIZED IN ACCORDANCE WITH SOIL EROSION AND SEDIMENT CONTROL NOTE ABOVE.

68. THE SITE SHALL AT ALL TIMES BE GRADED AND MAINTAINED SUCH THAT ALL STORM WATER RUNOFF IS DIVERTED TO SOIL EROSION AND SEDIMENT CONTROL FACILITIES.

69. ALL SEDIMENTATION STRUCTURES SHALL BE INSPECTED AND MAINTAINED REGULARLY.

70. THE CONTRACTOR SHALL PREPARE A PLAN FOR THE PROPER DEWATERING AND DOWNSTREAM SILTATION PROTECTION.

71. ANY AREAS USED FOR FOR THE CONTRACTOR'S STAGING, INCLUDING BUT NOT LIMITED TO, TEMPORARY STORAGE OF STOCKPILED MATERIALS (E.G. CRUSHED STONE, QUARRY PROCESS STONE, SELECT FILL, EXCAVATED MATERIALS, ETC.) SHALL BE ENTIRELY PROTECTED BY A SLIT FENCE ALONG THE LOW ELEVATION SIDE TO CONTROL SEDIMENT RUNOFF.

72. THE CONTRACTOR'S MEANS AND METHODS OF GROUNDWATER DEWATERING SHALL COMPLY WITH ALL REGULATORY REQUIREMENTS FOR THE TEMPORARY DIVERSION OF GROUNDWATER AND ITS DISCHARGE, INCLUDING FDEP CHAPTER 62-621 "GENERAL PERMIT FOR THE DISCHARGE OF PRODUCED GROUNDWATER FROM ANY NONCONTAMINATED SIT ACTIVITY". WRITTEN PROOF OF COMPLIANCE SHALL BE PROVIDED TO THE CITY PRIOR TO ANY CONSTRUCTION-RELATED ACTIVITIES. IN ORDER TO OBTAIN COMPLIANCE, THE CONTRACTOR SHALL BE RESPONSIBLE FOR ANY COSTS ASSOCIATED WITH THE SAMPLING AND TESTING OF UP TO 5 SAMPLES. ANY DEWATERING ACTIVITIES WITHIN THE FDOT RIGHT-OF-WAY OR AFFECTING FDOT RIGHT-OF-WAY SHALL BE APPROVED BY FDOT.

73. ALL TREES, SHRUBS, PLANTS AND ASSOCIATED LANDSCAPE INFRASTRUCTURE IN PUBLIC R/W SHALL BE REMOVED ONLY AS NECESSARY AND REPLACED TO THE SATISFACTION OF THE CITY. COSTS FOR SUCH SHALL BE INCLUDED IN CONTRACTORS BID.

74. ALL ITEMS OF PRIVATE PROPERTY LOCATED WITHIN THE CITY R/W SHALL BE PROTECTED AND/OR RELOCATED TO THE CITY'S SATISFACTION AS PART OF THE PROJECT. SUCH ITEMS SHALL INCLUDE, BUT NOT BE LIMITED TO, IRRIGATION SYSTEMS, MAIL BOXES, SIGNS, LANDSCAPE, PLANTER BEDS/BOXES, YARD DRAINS, ETC., AND SHALL BE COORDINATED AND ADDRESSED IN A TIMELY AND PROFESSIONAL MANNER. ITEMS REQUIRING REPLACEMENT SHALL BE OF EQUAL OR BETTER QUALITY.

75. THE LOCATION OF THE CONTRACTOR'S MATERIAL AND EQUIPMENT LAY-DOWN AREA SHALL BE APPROVED BY THE CITY PRIOR TO SECURING SUCH ARRANGEMENTS, AS DIRECTLY RELATED TO THE PROJECT. THE LAY-DOWN AREA SHALL BE COMPLETELY SECURED UTILIZING TEMPORARY 6' CHAIN-LINK CONSTRUCTION FENCING WITH LOCKED GATES AND PROPER EROSION CONTROL BARRIER, AS NECESSARY, AND SHALL BE KEPT IN A NEAT AND UNIFORM MANNER AT ALL TIMES, AS DETERMINED BY THE CITY. ONLY MATERIALS AND EQUIPMENT DIRECTLY REQUIRED TO FACILITATE THE CURRENT PROGRESS OF THE PROJECT CONSTRUCTION SHALL BE STORED IN THE LAY-DOWN AREA AT ANY GIVEN TIME AND ALL OTHER MATERIALS AND EQUIPMENT SHALL BE IMMEDIATELY AND/OR AT THE REQUEST OF THE CITY.

76. CONTRACTOR SHALL PROVIDE BOTH ROUGH AND FINISHED GRADING THAT IS NECESSARY TO PROVIDE PROPER AND UNIFORM SLOPES BACK AWAY FROM ROADWAY INFRASTRUCTURE (PAVEMENT, CURB, SIDEWALKS DRIVEWAYS, STORM STRUCTURES, ETC.) TO THE RIGHT-OF-WAY LINE WITH MAXIMUM SLOPES NOT EXCEEDING 4:1 (H/V). IN THE EVENT THAT AN ACCEPTABLE SLOPE CANNOT BE ACHIEVED WITHIN THE RIGHT-OF-WAY LIMITS, THE CONTRACTOR SHALL BE RESPONSIBLE FOR SECURING PERMISSION FROM ADJACENT PROPERTY OWNERS TO CARRY THE SLOPE BACK ONTO PRIVATE PROPERTY SUFFICIENT TO MEET THE SLOPE REQUIREMENT. ALL PROPOSED BACK SLOPES AND EARTHWORK ASSOCIATED WITH CONSTRUCTION IN THE RIGHT-OF-WAY OR ON PRIVATE PROPERTY SHALL BE INCLUDED IN CONTRACTOR'S BID AND SHALL BE APPROVED BY THE CITY.

77. CONTRACTOR SHALL BE RESPONSIBLE FOR INSTALLING NEW DRIVEWAYS AND REPLACING EXISTING DRIVEWAYS AS SHOWN ON THE PLANS OR AS OTHERWISE DIRECTED BY THE CITY. SLOPES ON DRIVEWAYS SHALL NOT EXCEED 4:1 (H/V) AND THE CONTRACTOR SHALL SECURE PERMISSION FROM PRIVATE PROPERTY OWNERS TO SLOPE DRIVEWAY BACK ONTO PRIVATE PROPERTY AS NECESSARY TO ACHIEVE THE SLOPE REQUIREMENT AND SHALL BE APPROVED BY THE CITY. ALL EARTHWORK ASSOCIATED WITH CONSTRUCTION OF DRIVEWAYS SHALL BE INCLUDED IN THE CONTRACT PAY ITEM FOR SUBJECT WORK.

78. THE CONTRACTOR'S PROPOSED SCHEDULE OF WORK FOR BOTH STANDARD (M-F, 7AM-4PM) AND NON-STANDARD HOURS SHALL BE REVIEWED AND APPROVED BY THE CITY AND SUBMITTED FOR REVIEW IN WRITING A MINIMUM OF SEVEN (7) CALENDAR DAYS PRIOR TO COMMENCEMENT OF THE PROPOSED WORK SCHEDULE. THE CITY RESERVES THE RIGHT TO DENY WORK ON ANY PROPOSED DAY IF CERTAIN PUBLIC EVENTS, CITY OBSERVED HOLIDAY, ENVIRONMENTAL CONDITIONS, NEIGHBORHOOD CIRCUMSTANCES, ETC., REQUIRE SUCH ACTION. THE CONTRACTOR SHALL ACKNOWLEDGE ULTIMATE RESPONSIBILITY OF THE JOB SITE DURING CONSTRUCTION (24 HRS/DAY) FOR THE ENTIRE DURATION OF THE PROJECT, REGARDLESS OF APPROVED WORK SCHEDULES AND HOURS OF OPERATION.

79. THE CONTRACTOR SHALL PROVIDE CONTINUED (TEMPORARY) VEHICULAR/PEDESTRIAN ACCESS TO PUBLIC/PRIVATE PROPERTY IN A SAFE AND FEASIBLE MANNER IN AREAS IMPACTED BY THE PROJECT CONSTRUCTION UNTIL ALL SUCH ACCESS CAN BE RESTORED PERMANENTLY. ALL TEMPORARY ACCESS PLANS SHALL BE SUBMITTED TO THE CITY FOR REVIEW AND APPROVAL A MINIMUM OF FIVE (5) CALENDAR DAYS PRIOR TO IMPLEMENTING ANY PROPOSED MEASURES AND COORDINATION WITH IMPACTED RESIDENTS AND/OR PROPERTY OWNERS (OR OWNER REPRESENTATIVES) MAY BE REQUIRED OF THE CONTRACTOR AS PART OF THE TEMPORARY ACCESS PLAN(S). ALL COST FOR SUCH TEMPORARY PLANS AND MEASURES SHALL BE COVERED/INCLUDED IN THE CONTRACTORS BID.

80. CONTRACTOR SHALL SUPERVISE AND DIRECT THE WORK COMPETENTLY AND EFFICIENTLY, DEVOTING SUCH ATTENTION THERETO AND APPLYING SUCH SKILLS AND EXPERTISE AS MAY BE NECESSARY TO PERFORM THE WORK IN ACCORDANCE WITH THE CONTRACT DOCUMENTS. CONTRACTOR SHALL BE RESPONSIBLE TO SEE THAT THE FINISHED WORK COMPLIES ACCURATELY WITH THE CONTRACT DOCUMENTS.

81. CONTRACTOR SHALL KEEP ON THE JOB SITE AT ALL TIMES DURING ITS PROGRESS A COMPETENT RESIDENT SUPERINTENDENT, WHO SHALL NOT BE REPLACED WITHOUT PRIOR WRITTEN NOTICE TO THE CITY EXCEPT UNDER EXTRAORDINARY CIRCUMSTANCES. THE SUPERINTENDENT AND THE PROJECT MANAGER SHALL BE THE CONTRACTOR'S REPRESENTATIVE AT THE PROJECT AND SHALL HAVE AUTHORITY TO ACT ON BEHALF OF THE CONTRACTOR. ALL COMMUNICATIONS GIVEN TO THE PROJECT MANAGER AND/OR SUPERINTENDENT SHALL BE AS BINDING AS IF GIVEN TO THE CONTRACTOR. THE CITY SHALL HAVE THE RIGHT TO DIRECT CONTRACTOR TO REMOVE AND REPLACE ITS PROJECT SUPERINTENDENT OR PROJECT MANAGER, WITH OR WITHOUT CAUSE.

82. ALL WORK SHALL BE PERFORMED IN ACCORDANCE WITH CITY OF PENSACOLA SPECIFICATIONS AND FDOT STANDARD SPECIFICATIONS FOR ROAD AND BRIDGE CONSTRUCTION.

83. ALL WORK WITHIN THE FDOT RIGHT-OF-WAY SHALL CONFORM TO FDOT STANDARDS PLANS AND FDOT STANDARD SPECIFICATIONS LATEST EDITION.

84. ALL LANE CLOSURES AND SHOULDER CLOSURES SHALL BE REVIEWED AND APPROVED BY FDOT. NO LANE CLOSURES SHALL TAKE PLACE BETWEEN 5AM AND 8PM WITHIN THE STATE RIGHT-OF-WAY.

UTILITY NOTES:

1. FPL MUST MAINTAIN ACCESS TO ALL MANHOLES AT ALL TIMES. (CONTRACTOR CANNOT PLATE OVER ANY FPL MANHOLE OPENINGS UNDER ANY CIRCUMSTANCES)
2. CONTRACTOR TO COMPLETE ANY FPL MANHOLE ADJUSTMENTS ONCE WORK HAS COMMENCED ON SAID MANHOLE.
3. CONTRACTOR MUST NOT ALLOW ANY DEBRIS/TOOLS TO FALL INTO MANHOLES UNDER ANY CIRCUMSTANCES.
4. CONTRACTOR MUST NOT ALLOW ANY PERSONS TO ENTER INTO MANHOLES UNDER ANY CIRCUMSTANCES.
5. ANY FURTHER COORDINATION REQUESTS BY THE CONTRACTOR TO FPL REQUIRES A MINIMUM OF 10 DAYS ADVANCE NOTIFICATION.

CONTRACTOR NOTES:

1. THE CONTRACTOR SHALL WARRANT, IN WRITING, ALL MATERIALS ASSIGNED TO WORKMANSHIP FOR A PERIOD OF SUBSTANTIAL COMPLETION BY THE DESIGN PROFESSIONAL.
2. THE CONTRACTOR SHALL MAKE ALL NECESSARY REPAIRS TO GRADES, LAWNS, PLANTINGS, AND PAVING AS REQUIRED BECAUSE OF PLANT REPLACEMENTS. SUCH REPAIRS SHALL BE CONE AT NO EXTRA COST TO THE OWNER.
3. SOIL PREPARATION/EXCAVATION REPAIRS: DURING THE 1-YEAR WARRANTY PERIOD, THE CONTRACTOR SHALL BE RESPONSIBLE TO CORRECT ANY EXCESSIVE SETTLING OR POOR DRAINAGE AREAS DIRECTLY ATTRIBUTABLE TO CONTRACTOR'S WORK.

LEGEND

76	EXISTING CONTOUR W/ELEVATION
75	FINISHED CONTOUR W/ELEVATION
	BENCH MARK
	NAIL AND DISK SET
W	EXISTING WATER MAIN
F	EXISTING FIRE MAIN
O/E	EXISTING OVERHEAD ELECTRIC
BE	EXISTING BURIED ELECTRIC
SS	EXISTING SANITARY SEWER MAIN
G	EXISTING GAS MAIN
FO	EXISTING FIBER OPTIC LINE
	EXISTING POWER POLE
	EXISTING FIRE HYDRANT
W	EXISTING WATER METER
WV	EXISTING WATER VALVE
BFP	EXISTING BACKFLOW DEVICE
	EXISTING WATER MANHOLE
	EXISTING SANITARY SEWER MANHOLE
CO	EXISTING CLEAN OUT
SAN	EXISTING SANITARY SEWER VALVE
GM	EXISTING GAS METER
GV	EXISTING GAS VALVE
D	EXISTING DRAINAGE MANHOLE
CI	EXISTING CURB INLET
C	EXISTING COMMUNICATIONS MANHOLE
U	EXISTING UNKNOWN MANHOLE
E	EXISTING ELECTRICAL MANHOLE
EM	EXISTING ELECTRICAL METER
BR	EXISTING BICYCLE RACK
SDV	EXISTING STORM DRAIN VAULT
WV	EXISTING WATER VAULT
TCV	EXISTING TRAFFIC CONTROL VAULT
FOV	EXISTING FIBER OPTIC VAULT
EV	EXISTING ELECTRIC VAULT
TRV	EXISTING TRANSFORMER VAULT
F	EXISTING FIBER OPTIC MARKER
	EXISTING LIGHT POLE
	EXISTING MULTIPLE SUPPORT SIGN
	EXISTING SINGLE SUPPORT SIGN
M	EXISTING PARKING METER
P	EXISTING PEDESTRIAN SIGNAL
	EXISTING 5G TOWER
	EXISTING BUILDING DRAIN
	DRAINAGE FLOW DIRECTION
103.00	FINISHED SPOT GRADE

BASKERVILLE-DONOVAN, INC.
ENGINEERING THE SOUTH SINCE 1927
449 W. MAIN ST., PENSACOLA, FL 32502 (850)438-9661
ENGINEERING BUSINESS: EB-0000340
Pensacola - Panama City Beach - Tallahassee - Mobile

JASON J. FRICK P.E.
FL Reg. Engineer #86469

S. PALAFOX PLACE
PEDESTRIAN
IMPROVEMENTS

NO.	DATE	APPR.	REVISION/ACTION TAKEN

NOT RELEASED FOR CONSTRUCTION BY ___ DATE __/__/____

PROJECT NO: 24324.01
DESIGNED BY: MDL
DRAWN BY: RGG
CHK'D BY:
PROJ. MGR: JJF
DATE: AUG 2025

GENERAL NOTES AND LEGEND

G-001

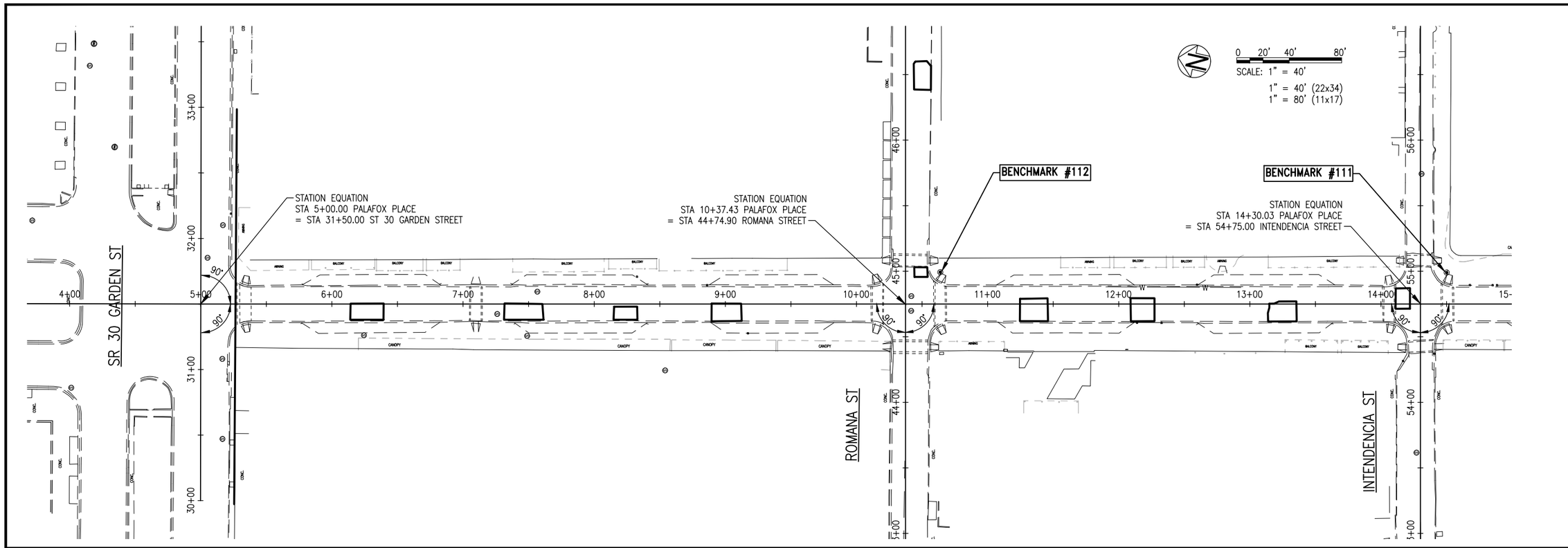

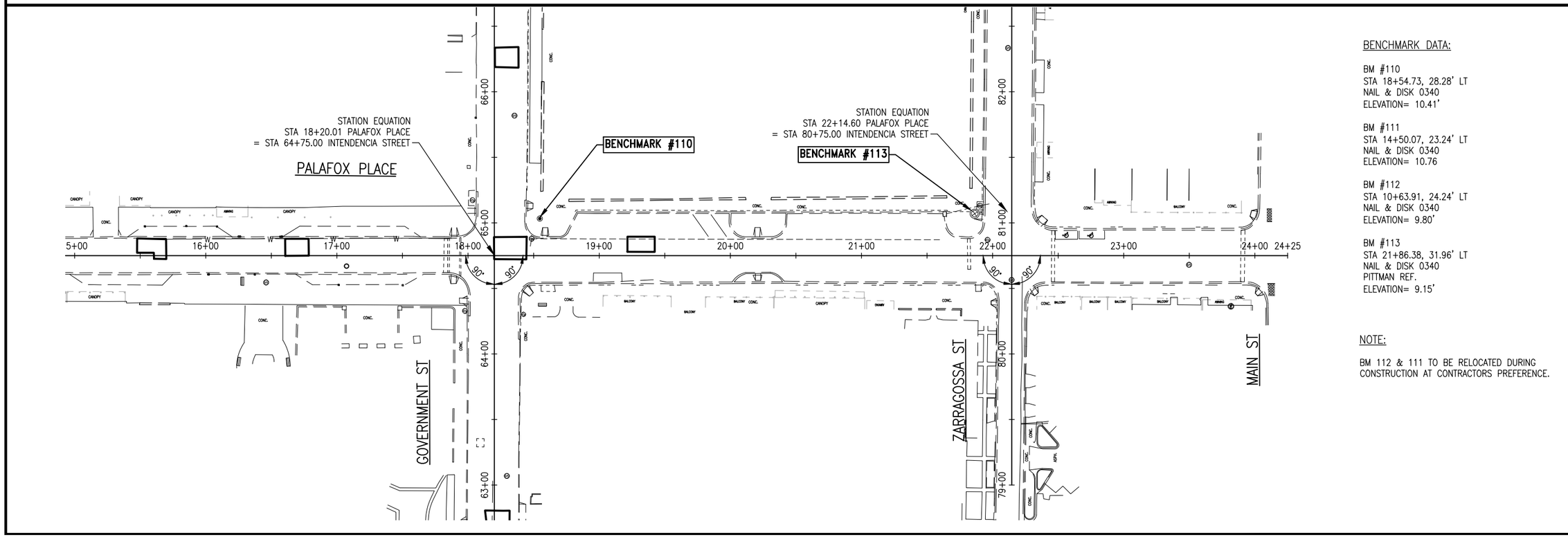

BENCHMARK DATA:

BM #110
STA 18+54.73, 28.28' LT
NAIL & DISK 0340
ELEVATION= 10.41'

BM #111
STA 14+50.07, 23.24' LT
NAIL & DISK 0340
ELEVATION= 10.76

BM #112
STA 10+63.91, 24.24' LT
NAIL & DISK 0340
ELEVATION= 9.80'

BM #113
STA 21+86.38, 31.96' LT
NAIL & DISK 0340
PITTMAN REF.
ELEVATION= 9.15'

NOTE:

BM 112 & 111 TO BE RELOCATED DURING CONSTRUCTION AT CONTRACTORS PREFERENCE.

BASKERVILLE-DONOVAN, INC.
ENGINEERING THE SOUTH SINCE 1927
449 W. MAIN ST., PENSACOLA, FL 32502 (850)438-9661
ENGINEERING BUSINESS: EB-0000340
Pensacola - Panama City Beach - Tallahassee - Mobile

JASON J. FRICK P.E.
FL Reg. Engineer #86469

S. PALAFOX PLACE
PEDESTRIAN
IMPROVEMENTS

NO.	DATE	APPR.	REVISION/ACTION TAKEN

NOT RELEASED FOR CONSTRUCTION BY ___ DATE __/__/____

PROJECT NO: 24324.01
DESIGNED BY: MDL
DRAWN BY: RGG
CHK'D BY: MDL
PROJ. MGR: JJF
DATE: JULY 2025

CONTROL PLAN

G-002

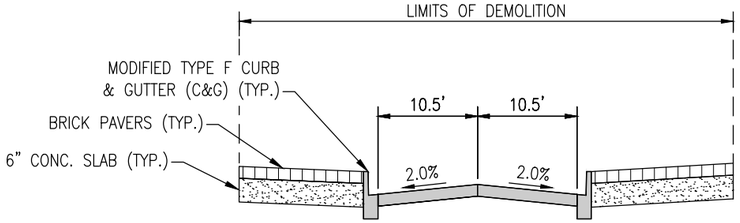

TYPICAL SECTION 1
NOT TO SCALE

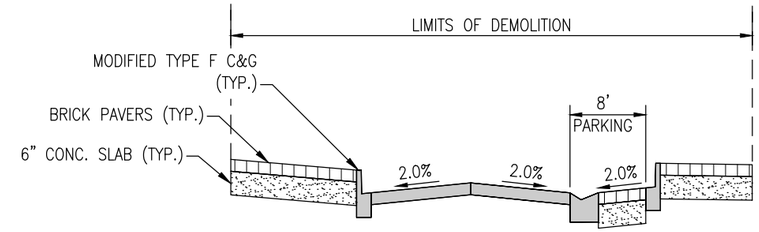

TYPICAL SECTION 3
NOT TO SCALE

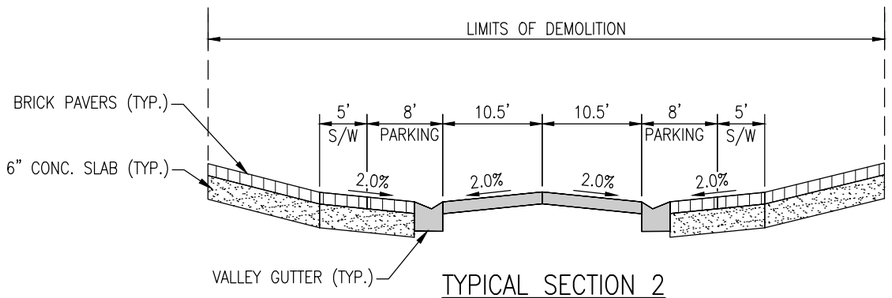

TYPICAL SECTION 2
NOT TO SCALE

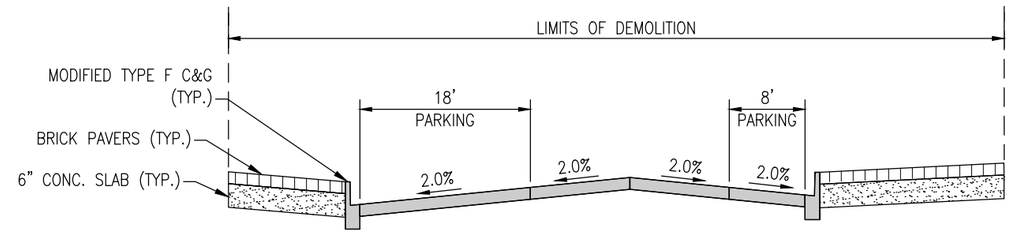

TYPICAL SECTION 4
NOT TO SCALE

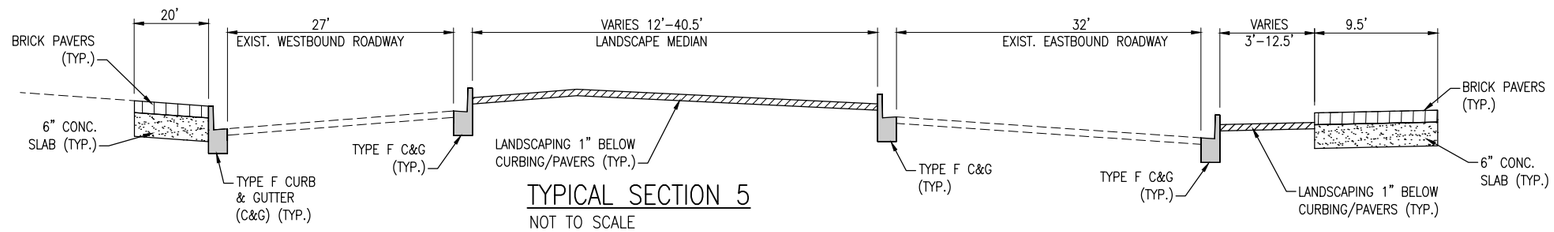

TYPICAL SECTION 5
NOT TO SCALE

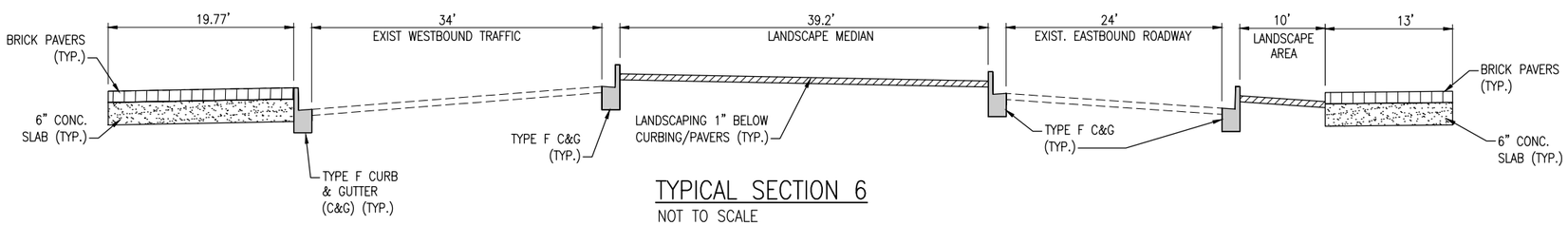

TYPICAL SECTION 6
NOT TO SCALE

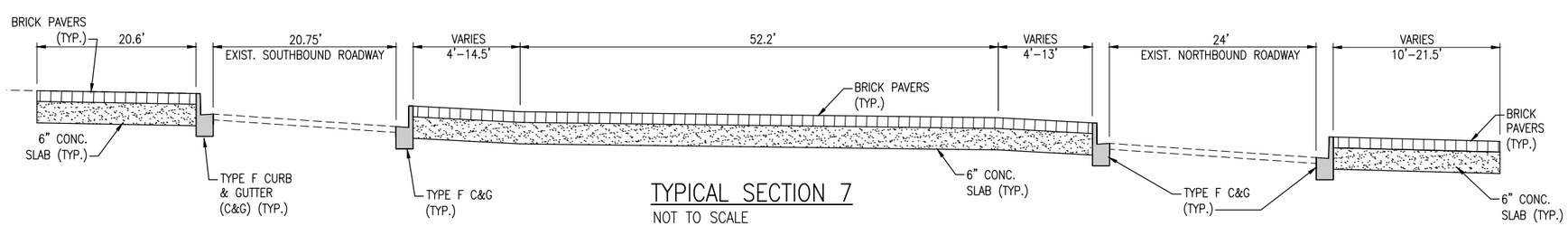

TYPICAL SECTION 7
NOT TO SCALE

PALAFOX PLACE ALIGNMENT

TYPICAL SECTION A-1
BGN: Sta = 5+12.17
END: Sta = 8+84.51

BGN: Sta = 9+83.73
END: Sta = 10+04.97

BGN: Sta = 10+72.42
END: Sta = 11+05.70

BGN: Sta = 12+11.79
END: Sta = 12+61.05

BGN: Sta = 13+65.87
END: Sta = 13+94.91

BGN: Sta = 14+64.99
END: Sta = 14+88.93

BGN: Sta = 16+15.59
END: Sta = 16+57.73

BGN: Sta = 17+61.79
END: Sta = 17+83.97

BGN: Sta = 18+55.90
END: Sta = 18+73.27

BGN: Sta = 20+01.06
END: Sta = 20+43.54

BGN: Sta = 21+72.54
END: Sta = 21+79.59

BGN: Sta = 22+50.52
END: Sta = 22+57.82

BGN: Sta = 23+63.32
END: Sta = 24+08.95

TYPICAL SECTION B
BGN: Sta = 8+84.17
END: Sta = 9+83.73

BGN: Sta = 15+37.81
END: Sta = 15+71.24

BGN: Sta = 16+57.73
END: Sta = 17+61.79

BGN: Sta = 22+57.82
END: Sta = 23+63.32

TYPICAL SECTION C
BGN: Sta = 11+05.70
END: Sta = 12+11.79

BGN: Sta = 12+61.05
END: Sta = 13+65.87

BGN: Sta = 14+88.93
END: Sta = 15+37.81

BGN: Sta = 15+71.24
END: Sta = 16+15.59

TYPICAL SECTION D
BGN: Sta = 18+73.27
END: Sta = 20+01.06

BGN: Sta = 20+43.54
END: Sta = 21+72.54

TYPICAL SECTION F
BGN: Sta = 3+37.60
END: Sta = 3+85.39

BGN: Sta = 3+95.09
END: Sta = 4+10.16

GARDEN ST ALIGNMENT

TYPICAL SECTION 5
BGN: Sta = 30+22.64
END: Sta = 30+62.85

BGN: Sta = 30+72.41
END: Sta = 30+85.95

TYPICAL SECTION 6
BGN: Sta = 32+41.260
END: Sta = 32+79.75

BASKERVILLE-DONOVAN, INC.
ENGINEERING THE SOUTH SINCE 1927
449 W. MAIN ST., PENSACOLA, FL 32502 (850)438-9661
ENGINEERING BUSINESS: EB-0000340
Pensacola - Panama City Beach - Tallahassee - Mobile

JASON J. FRICK P.E.
FL Reg. Engineer #86469

S. PALAFOX PLACE
PEDESTRIAN
IMPROVEMENTS

NO.	DATE	APPR.	REVISION/ACTION TAKEN

NOT RELEASED FOR CONSTRUCTION BY ___ DATE __/__/__

PROJECT NO: 24324.01
DESIGNED BY: MDL
DRAWN BY: RGG
CHK'D BY: MDL
PROJ. MGR: JJF
DATE: JULY 2025

TYPICAL SECTONS

G-003

UTILITY PROVIDERS:

SANITARY SEWER & POTABLE WATER: ECUA P.O. BOX 15311 PENSACOLA, FL 32514 PH: 850-476-4080 FAX: 850-494-7346	ELECTRICAL POWER: FLORIDA POWER AND LIGHT 1 ENERGY PLACE PENSACOLA, FL 32520 PH: 800-225-5797
TELEPHONE: AT&T 603 WEST GARDEN STREET PENSACOLA, FL 32501 PH: 850-436-1616	CABLE TELEVISION: COX COMMUNICATION 3405 MCLEMORE DRIVE PENSACOLA, FL 32514 PH: 850-857-4551
NATURAL GAS: PENSACOLA ENERGY 1625 ATWOOD DRIVE PENSACOLA, FL 32514 PH: 850-874-5319	SUNSHINE 811 11 PLANTATION ROAD DEBARY, FL 32713 PH: 800-432-4770

CITY CONTACTS:

SIGNAGE, STRIPING, STREET LIGHTS, TRAFFIC SIGNALS: WENDY GAVIN WGAVIN@CITYOFPENSACOLA.COM 850-436-5549	STORMWATER INFRASTRUCTURE: TONEY MCCREARY TMCCREARY@CITYOFPENSACOLA.COM 850-436-5538

NOTES:

1. CONTRACTOR SHALL COORDINATE WORK HOURS AND MOT WITH CITY IN ORDER TO ACCOMMODATE PARADES, GALLERY NIGHT AND OTHER SPECIAL EVENTS.
2. ALL BRICK PAVERS USED SHALL MATCH EXISTING IN SIZE, SHAPE, COLOR AND GENERAL AESTHETIC. SUBMIT SAMPLES TO CITY FOR APPROVAL PRIOR TO ORDERING BRICK A MINIMUM OF 14 DAYS PRIOR TO BEGINNING WORK. ALL HARDSCAPE IMPROVEMENTS SHALL BE IN ACCORDANCE W/LANDSCAPE ARCHITECT PLANS.
3. CONTRACTOR TO ENSURE POSITIVE DRAINAGE IS PROVIDED AT ALL CURB CUTS AND CROSSWALK LANDINGS TO PREVENT STANDING WATER.
4. TEMPORARY PAVEMENT MARKINGS ARE REQUIRED IF TRAFFIC IS ALLOWED ON ANY ROADWAY PRIOR TO FINAL STRIPING.
5. EROSION CONTROL SHALL BE PROVIDED AT ALL INLETS WITHIN AND IMMEDIATELY DOWN GRADE OF THE PROJECT LIMITS. BMP'S SHALL BE IN PLACE PRIOR TO MILLING/DEMO AND REMAIN IN PLACE UNTIL FINAL ASPHALT SURFACE IS PLACED.

NOT TO SCALE

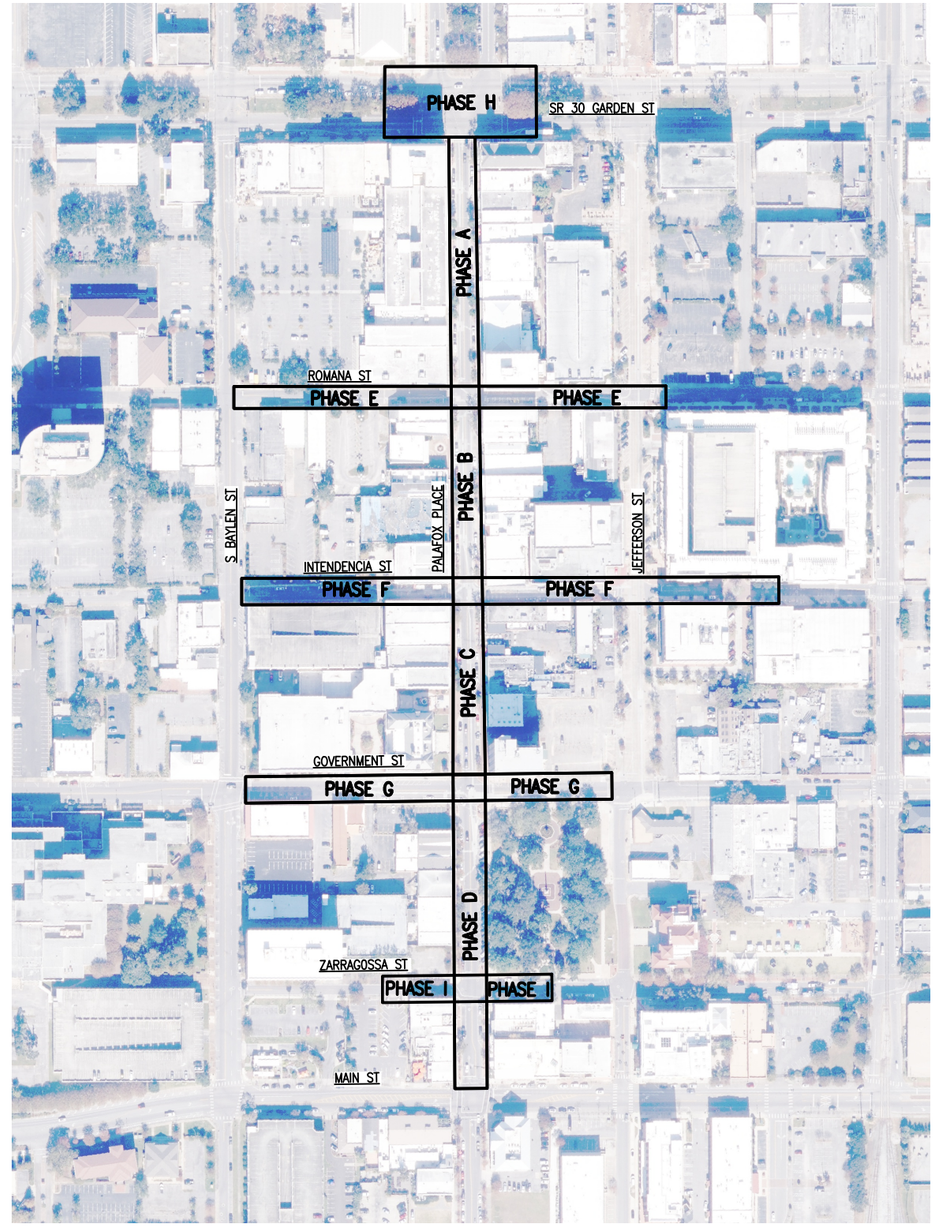

BASKERVILLE-DONOVAN, INC.
ENGINEERING THE SOUTH SINCE 1927
449 W. MAIN ST., PENSACOLA, FL 32502 (850)438-9661
ENGINEERING BUSINESS: EB-0000340
Pensacola - Panama City Beach - Tallahassee - Mobile

JASON J. FRICK P.E.
FL Reg. Engineer #86469

S. PALAFOX PLACE
PEDESTRIAN
IMPROVEMENTS

NO.	DATE	APPR.	REVISION/ACTION TAKEN

NOT RELEASED FOR CONSTRUCTION BY ___ DATE __/__/__

PROJECT NO: 24324.01
DESIGNED BY: MDL
DRAWN BY: RGG
CHK'D BY: MDL
PROJ. MGR: JJF
DATE: JULY 2025

OVERALL PLAN

C-100

E:\DWG\243\24324.03 Downtown Resurfacing\C-100 OverallPlan.dwg, Jul 09, 2025 - 10:44:50AM, rgeiger

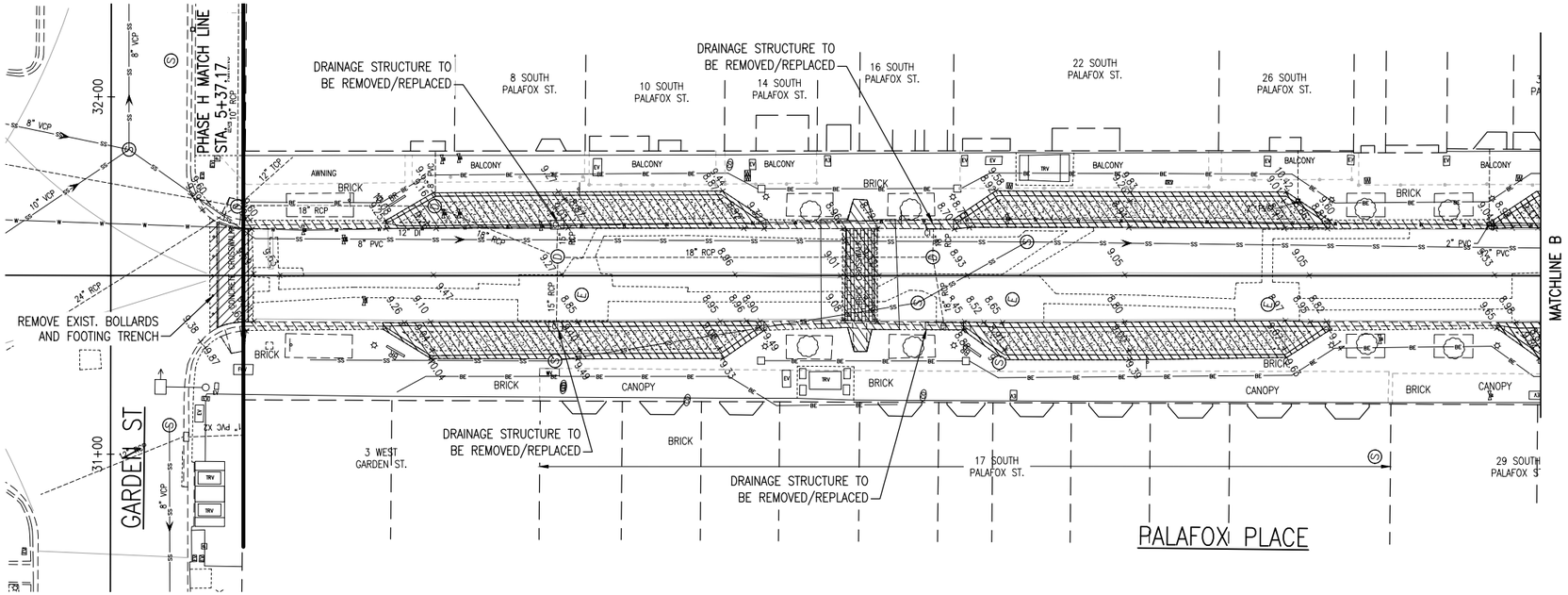

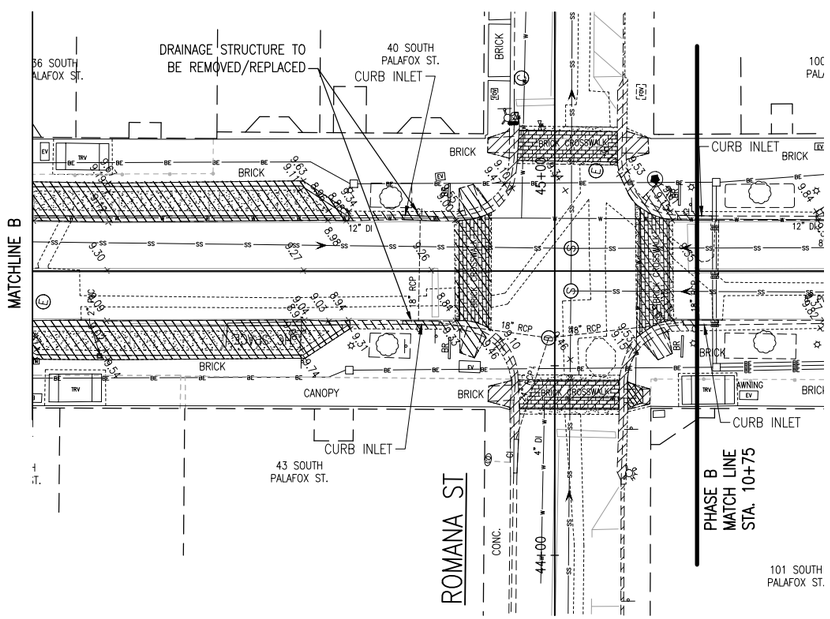

SCALE: 1" = 20' (22X34)
SCALE: 1" = 40' (11x17)

LEGEND

- DRAINAGE MANHOLE
- SANITARY SEWER MANHOLE
- ELECTRICAL MANHOLE
- COMMUNICATIONS MANHOLE
- POTABLE WATER MANHOLE
- GAS VALVE
- WATER VALVE
- SANITARY SEWER VALVE
- FPL UTILITY TRENCH LIMITS TO BE REMOVED

NOTES:

1. PAVEMENT CUTS SHALL BE PERFORMED BY SAWCUTTING AND SHALL BE FULL-DEPTH TO ENSURE CLEAN EDGES AND MINIMIZE DISTURBANCES TO ADJACENT AREAS.
2. REMOVE PAVEMENT IN CONTROLLED SECTIONS USING METHODS THAT PREVENT DAMAGE TO UNDERLYING UTILITIES (e.g., WATER, GAS, ELECTRICAL, TELECOM).
3. HAND EXCAVATION OR LIGHT EQUIPMENT SHALL BE USED WITHIN 12 INCHES OF KNOWN UTILITY LINES, AS VERIFIED BY POTHOLING OR UTILITY LOCATES PRIOR TO WORK.
4. CONTRACTOR SHALL COORDINATE WITH UTILITY OWNERS AND COMPLY WITH ALL APPLICABLE STANDARDS FOR UTILITY PROTECTION. DISPOSE OF DEBRIS OFF-SITE PER LOCAL REGULATIONS. *

PHASE A

BASKERVILLE-DONOVAN, INC.
ENGINEERING THE SOUTH SINCE 1927
449 W. MAIN ST., PENSACOLA, FL 32502 (850)438-9661
ENGINEERING BUSINESS: EB-0000340
Pensacola - Panama City Beach - Tallahassee - Mobile

JASON J. FRICK P.E.
FL Reg. Engineer #86469

S. PALAFOX PLACE
PEDESTRIAN
IMPROVEMENTS

NO.	DATE	APPR.	REVISION/ACTION TAKEN

NOT RELEASED FOR CONSTRUCTION BY ____ DATE __/__/____

PROJECT NO: 24324.01
DESIGNED BY: MDL
DRAWN BY: RGG
CHK'D BY: MDL
PROJ. MGR: JJF
DATE: JULY 2025

PALAFOX PLACE
EXISTING CONDITIONS/
DEMOLITION PLAN

C-101

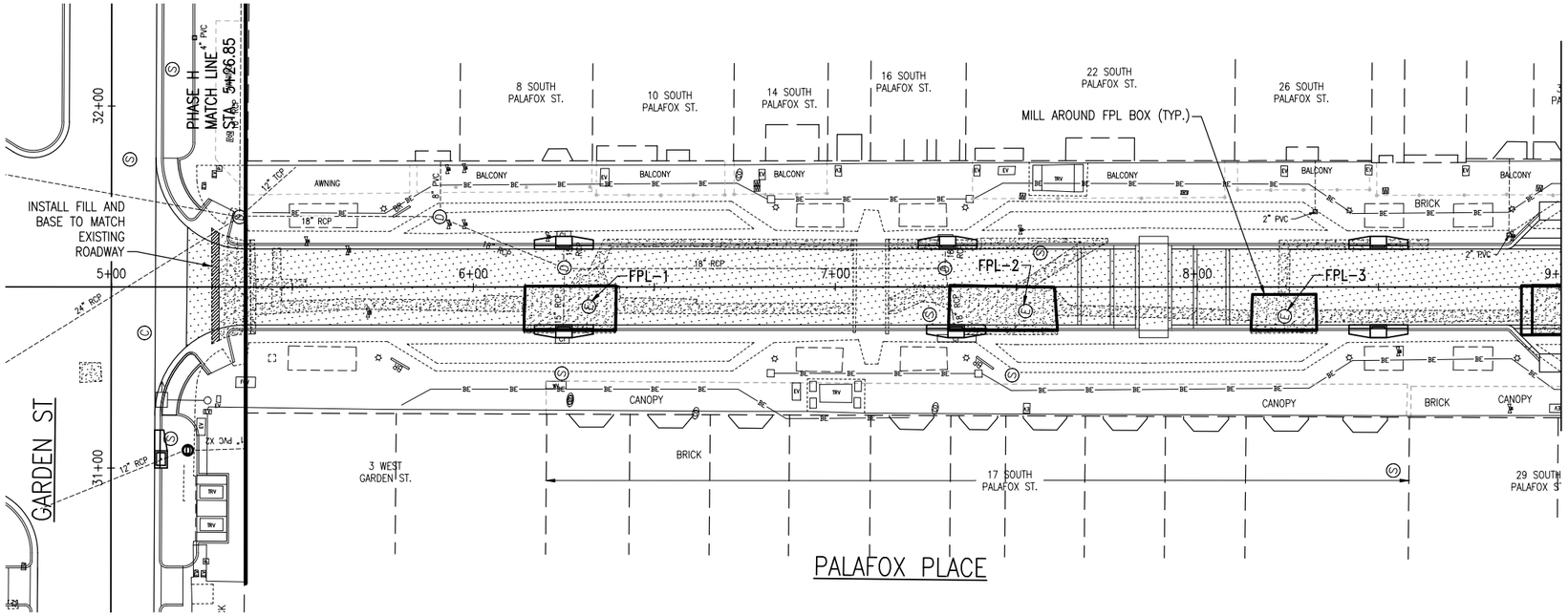

0 10' 20' 40'
SCALE: 1" = 20' (22X34)
SCALE: 1" = 40' (11x17)

LEGEND

- DRAINAGE MANHOLE
- SANITARY SEWER MANHOLE
- ELECTRICAL MANHOLE
- COMMUNICATIONS MANHOLE
- POTABLE WATER MANHOLE
- GAS VALVE
- WATER VALVE
- SANITARY SEWER VALVE
- MILLING
- FPL VAULT

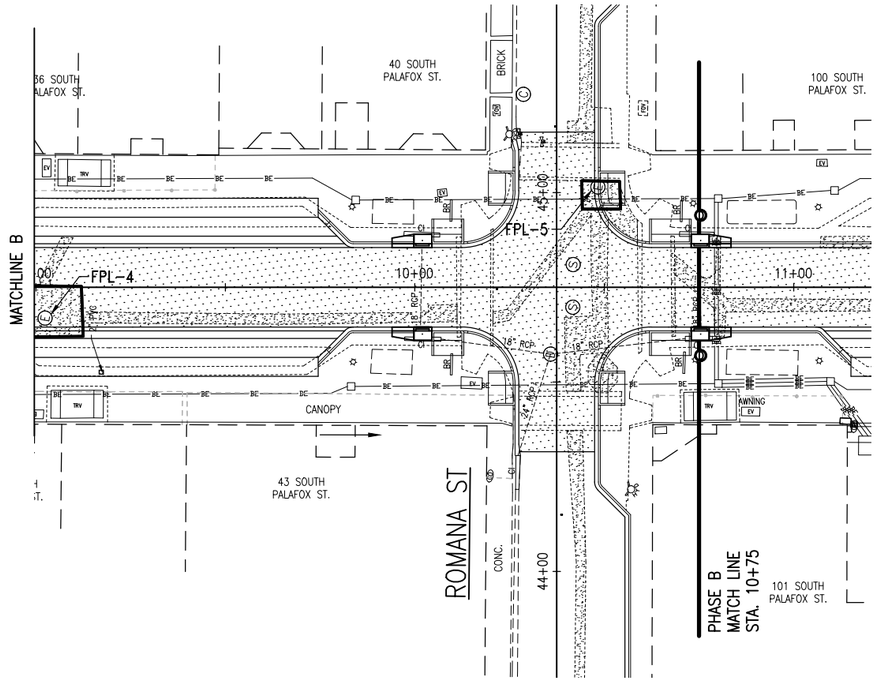

* FPL VAULT TABLE			
VAULT #	APPROX. SIZE (FEET)	EXIST. SLAB ELEVATION (VARIES)	REPLACEMENT SLAB TOP ELEVATION
FPL 1	12x26	9.1–9.3	8.20
FPL 2	12x30	8.3–9.1	8.10
FPL 3	10x18	8.7–9.3	8.00
FPL 4	13x20	9.2–9.4	8.10
FPL 5	7x10	9.4–9.3	8.20
FPL 6	18x20	9.3–9.6	8.90
FPL 7	15x18	9.7–9.9	8.60
FPL 8	15x22	9.9–10.1	9.40
FPL 9	12x15	10.3–10.6	9.10
FPL 10	15x22	10.0–10.3	9.00
FPL 11	13x18	9.8–10.2	9.10
FPL 12	16x25	9.2–10.3	8.80
FPL 13	12x20	9.9–10.1	9.20

* SEE NOTES TYPICAL FOR ALL FPL VAULTS

NOTES:

1. CLEAN SURFACE OF DIRT, WATER, DEBRIS AND LOOSE MATERIALS AFTER MILLING.
2. PACK MILLING EDGES WITH MATERIAL TO TAPER TRANSITION BEFORE RELEASING ANY TRAFFIC. NO TRANSITION OVER 0.5 INCHES.
3. CONTRACTOR SHALL INVESTIGATE FPL VAULTS BY EXCAVATION MEANS AND NOTIFY THE ENGINEER WHEN STRUCTURE TOPS VARY.
4. VAULT TOPS INCLUDED IN TABLE ARE THE BASIS FOR COSTS.
5. REPLACEMENT VAULT TOPS SHALL BE CONSTRUCTED OFF-SITE AND INSTALLED WITH THE SPECIFIC PHASE OF CONSTRUCTION.
6. MILL ASPHALT PAVEMENT A DEPTH OF 1.5"–3.0" TO REMOVE SURFACE COURSE AND ACHIEVE A UNIFORM BASE.

PHASE A

BASKERVILLE-DONOVAN, INC.
ENGINEERING THE SOUTH SINCE 1927
449 W. MAIN ST., PENSACOLA, FL 32502 (850)438-9661
ENGINEERING BUSINESS: EB-0000340
Pensacola - Panama City Beach - Tallahassee - Mobile

JASON J. FRICK P.E.
FL Reg. Engineer #86469

S. PALAFOX PLACE
PEDESTRIAN
IMPROVEMENTS

NO.	DATE	APPR.	REVISION/ACTION TAKEN

NOT RELEASED FOR CONSTRUCTION BY ___ DATE __/__/__

PROJECT NO: 24324.01
DESIGNED BY: MDL
DRAWN BY: RGG
CHK'D BY:
PROJ. MGR: JJF
DATE: JULY 2025

PALAFOX PLACE
MILLING PLAN

C-102

E:\DWG\243\24324.03 Downtown Resurfacing\C-102 Milling-Gard-Rom.dwg, Jul 09, 2025 - 10:45:10AM, rgeiger

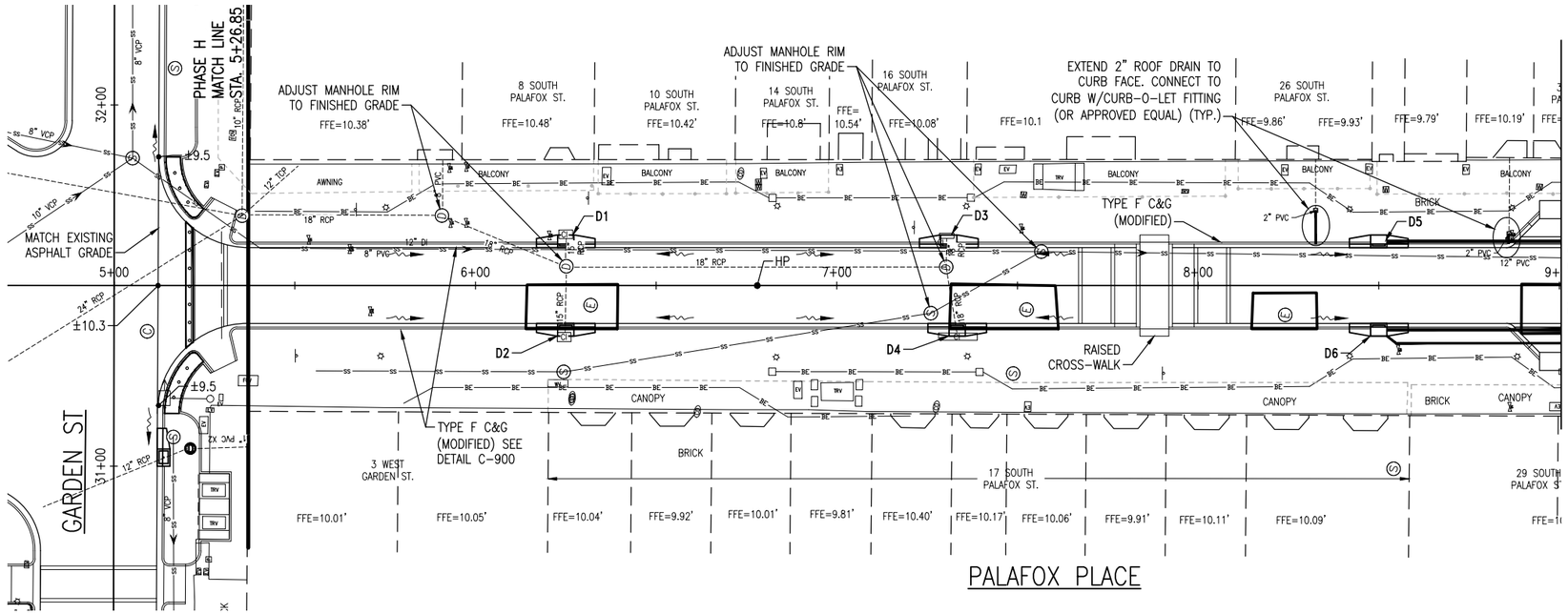

SCALE: 1" = 20' (22X34)
SCALE: 1" = 40' (11x17)

LEGEND

- (D) DRAINAGE MANHOLE
- (S) SANITARY SEWER MANHOLE
- (E) ELECTRICAL MANHOLE
- (C) COMMUNICATIONS MANHOLE
- (W) POTABLE WATER MANHOLE
- GAS VALVE
- WATER VALVE
- SANITARY SEWER VALVE
- 10.44 NEW SPOT GRADE
- DRAINAGE FLOW DIRECTON

NOTES:

1. ALL ROOF DRAIN PIPING EXTENSIONS SHALL BE EPOXY COATED DUCTILE IRON.
2. ALL ROOF DRAIN PIPING SHALL AT A MINIMUM MATCH THE SLOPE OF THE PEDESTRIAN WALK EXTENSION AND EXIT WITHIN THE CURB FACE.

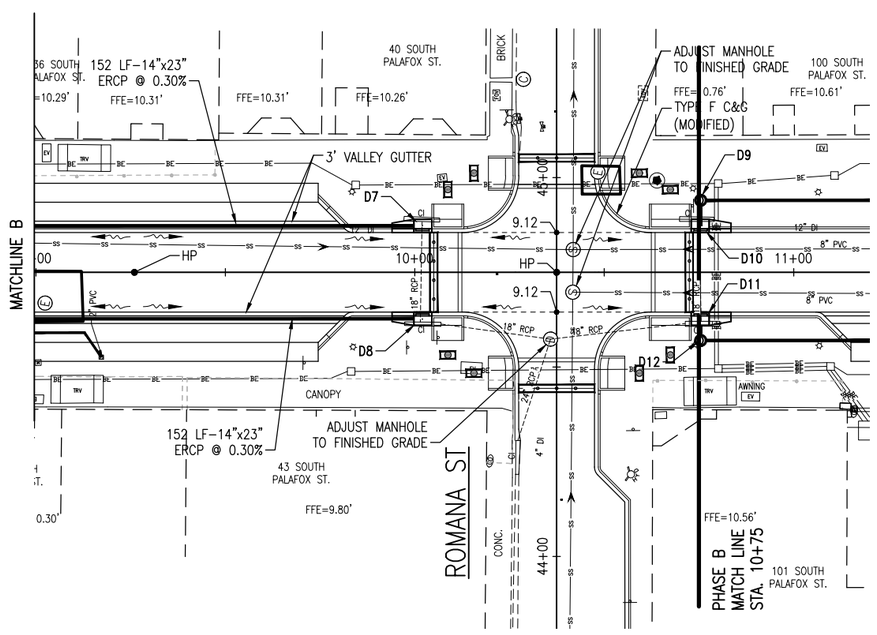

DRAINAGE STRUCTURE TABLE PHASE A							
STRUCTURE	TYPE	STATION	OFFSET	THROAT/TOP ELEV	INVERT ELEV	INVERT ELEV	INVERT ELEV
D1	FDOT TYPE 6	6+25	12.25' LT	8.50	± 6.94 (EXIST) West		
D2	FDOT TYPE 6	6+25	12.25' RT	8.50	W 15"RCP ± 6.60 (EXIST)	E 15" PVC = 6.63	
D3	FDOT TYPE 6	7+33.3	12.25' LT	8.49	± 7.60 (EXIST) West		
D4	FDOT TYPE 6	7+32	12.25' RT	8.49	± 6.70 (EXIST) East		
D5	FDOT TYPE 6	7+33	12.25' LT	8.45		± 7.20 South	
D6	FDOT TYPE 6	7+34	12.25' RT	8.45		± 6.30 South	
D7	FDOT TYPE 5	7+35	12.25' LT	8.89	± 6.6 (EXIST) West	± 6.70 North	
D8	FDOT TYPE 5	7+36	12.25' RT	8.89	± 5.9 (EXIST) East	± 5.80 North	S ± 6.08

PAVEMENT ELEVATION TABLE PHASE A			
STATION	ELEVATION		
	Center Line	R EOP	L EOP
5+50	9.407	9.197	9.197
6+00	8.942	8.732	8.732
6+50	8.833	8.623	8.623
7+00	8.86	8.65	8.65
7+50	8.788	8.578	8.578
8+00	8.915	8.705	8.705
8+50	8.66	8.45	8.45
9+00	9.199	8.989	8.989
9+50	9.36	9.15	9.15
10+00	9.11	8.90	8.90
11+00	9.336	9.126	9.126

PHASE A

BASKERVILLE-DONOVAN, INC.
ENGINEERING THE SOUTH SINCE 1927
449 W. MAIN ST., PENSACOLA, FL 32502 (850)438-9661
ENGINEERING BUSINESS: EB-0000340
Pensacola - Panama City Beach - Tallahassee - Mobile

JASON J. FRICK P.E.
FL Reg. Engineer #86469

S. PALAFOX PLACE
PEDESTRIAN
IMPROVEMENTS

NO.	DATE	APPR.	REVISION/ACTION TAKEN

NOT RELEASED FOR CONSTRUCTION BY ___ DATE __/__/__

PROJECT NO: 24324.01
DESIGNED BY: MDL
DRAWN BY: RGG
CHK'D BY: MDL
PROJ. MGR: JJF
DATE: JULY 2025

PALAFOX PLACE
DRAINAGE PLAN

C-103

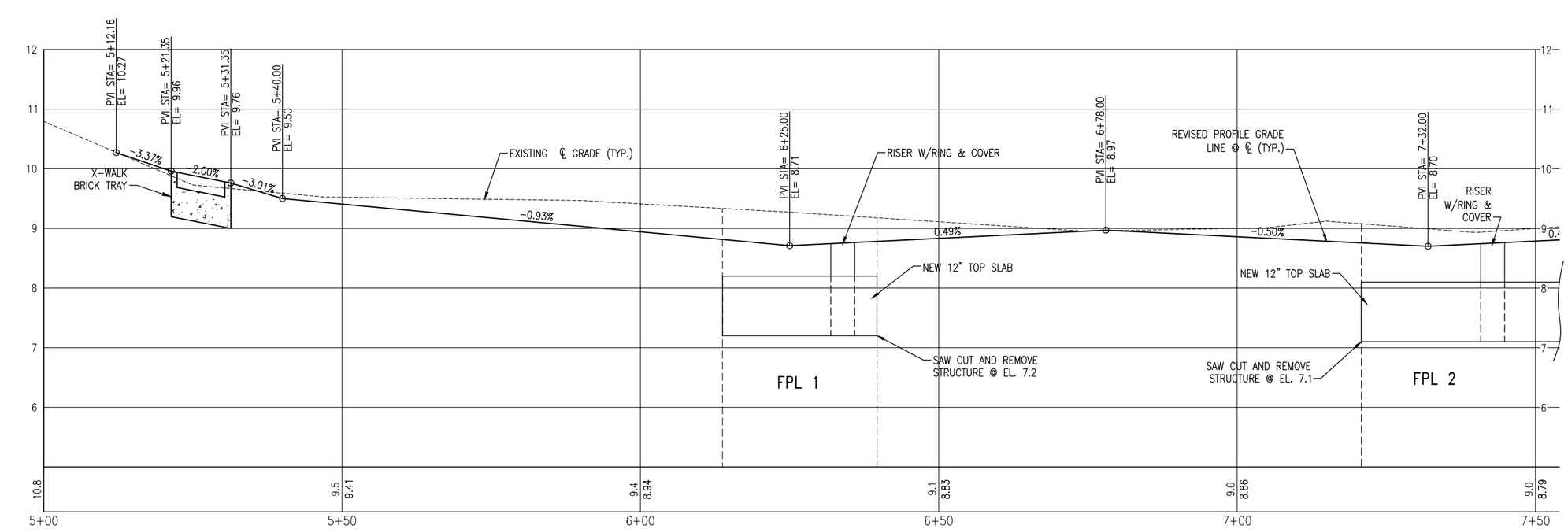

0 5' 10' 20'
SCALE: 1" = 10'
1" = 10' (22x34)
1" = 20' (11x17)

0 0.5' 1' 2'
SCALE: 1" = 1'
1" = 1' (22x34)
1" = 2' (11x17)

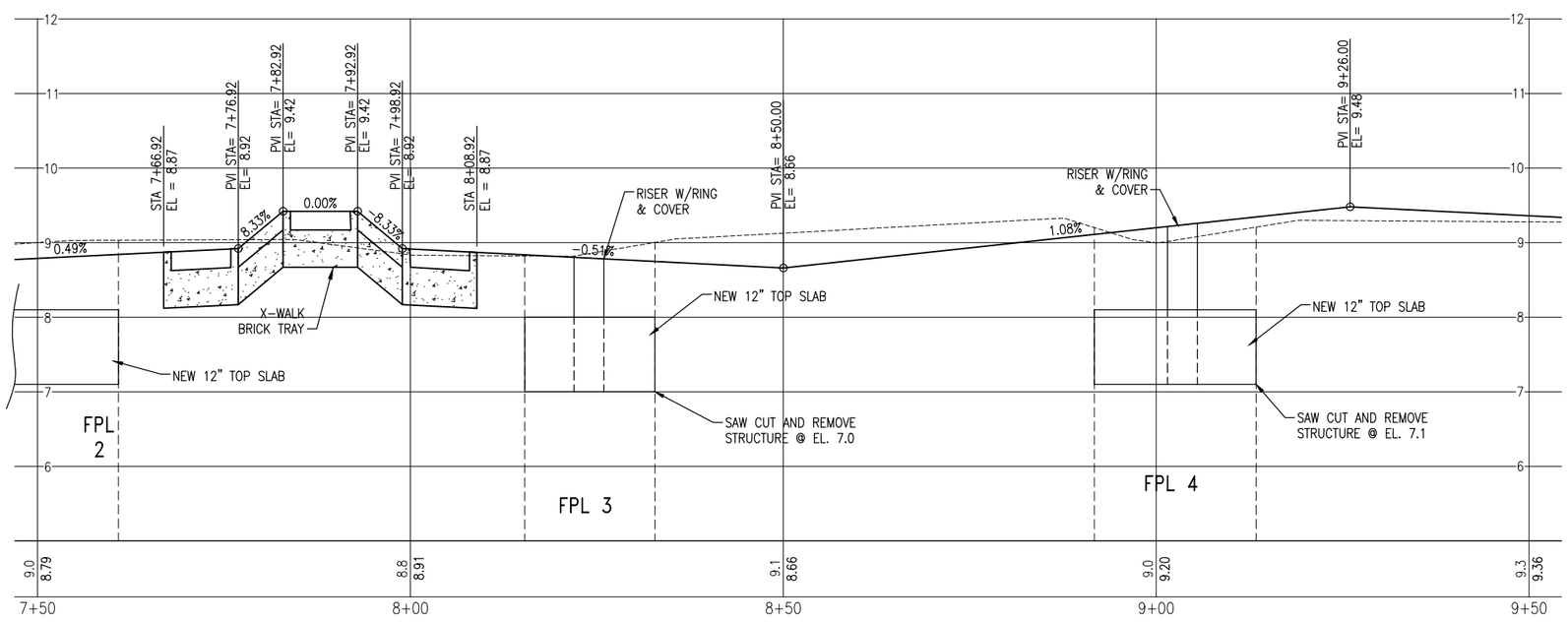

PHASE A

BASKERVILLE-DONOVAN, INC.
ENGINEERING THE SOUTH SINCE 1927
449 W. MAIN ST., PENSACOLA, FL 32502 (850)438-9661
ENGINEERING BUSINESS: EB-0000340
Pensacola - Panama City Beach - Tallahassee - Mobile

JASON J. FRICK P.E.
FL Reg. Engineer #86469

S. PALAFOX PLACE
PEDESTRIAN
IMPROVEMENTS

NO.	DATE	APPR.	REVISION/ACTION TAKEN

NOT RELEASED FOR CONSTRUCTION BY ___ DATE __/__/__

PROJECT NO: 24324.01
DESIGNED BY: MDL
DRAWN BY: RGG
CHK'D BY: MDL
PROJ. MGR: JJF
DATE: JULY 2025

PALAFOX PLACE
CENTERLINE PROFILE

C-104

E:\DWG\243\24324.03 Downtown Resurfacing\C-104-105 Profile.dwg, Jul 09, 2025 - 10:45:30AM, rgeiger

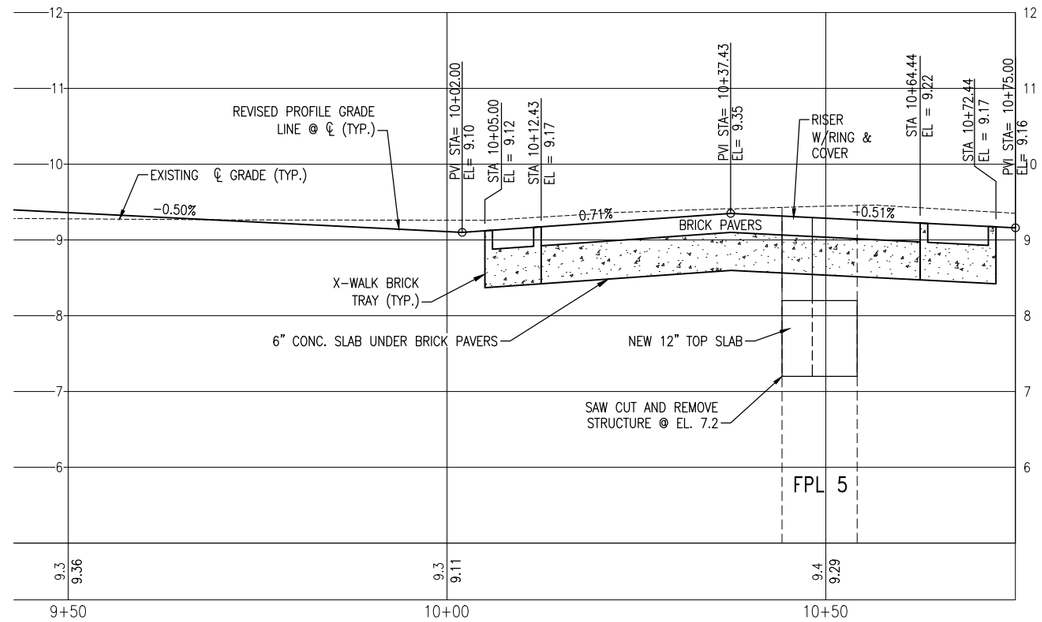

0 5' 10' 20'

SCALE: 1" = 10'

1" = 10' (22x34)
1" = 20' (11x17)

0 0.5' 1' 2'

SCALE: 1" = 1'

1" = 1' (22x34)
1" = 2' (11x17)

PHASE A

BASKERVILLE-DONOVAN, INC.
ENGINEERING THE SOUTH SINCE 1927
449 W. MAIN ST., PENSACOLA, FL 32502 (850)438-9661
ENGINEERING BUSINESS: EB-0000340
Pensacola - Panama City Beach - Tallahassee - Mobile

JASON J. FRICK P.E.
FL Reg. Engineer #86469

S. PALAFOX PLACE
PEDESTRIAN
IMPROVEMENTS

NO.	DATE	APPR.	REVISION/ACTION TAKEN

NOT RELEASED FOR CONSTRUCTION BY ___ DATE __/__/__

PROJECT NO: 24324.01
DESIGNED BY: MDL
DRAWN BY: RGG
CHK'D BY: MDL
PROJ. MGR: JJF
DATE: JULY 2025

PALAFOX PLACE
CENTERLINE PROFILE

C-105

E:\DWG\243\24324.03 Downtown Resurfacing\C-104-105 Profile.dwg, Jul 09, 2025 - 10:45:32AM, rgeiger

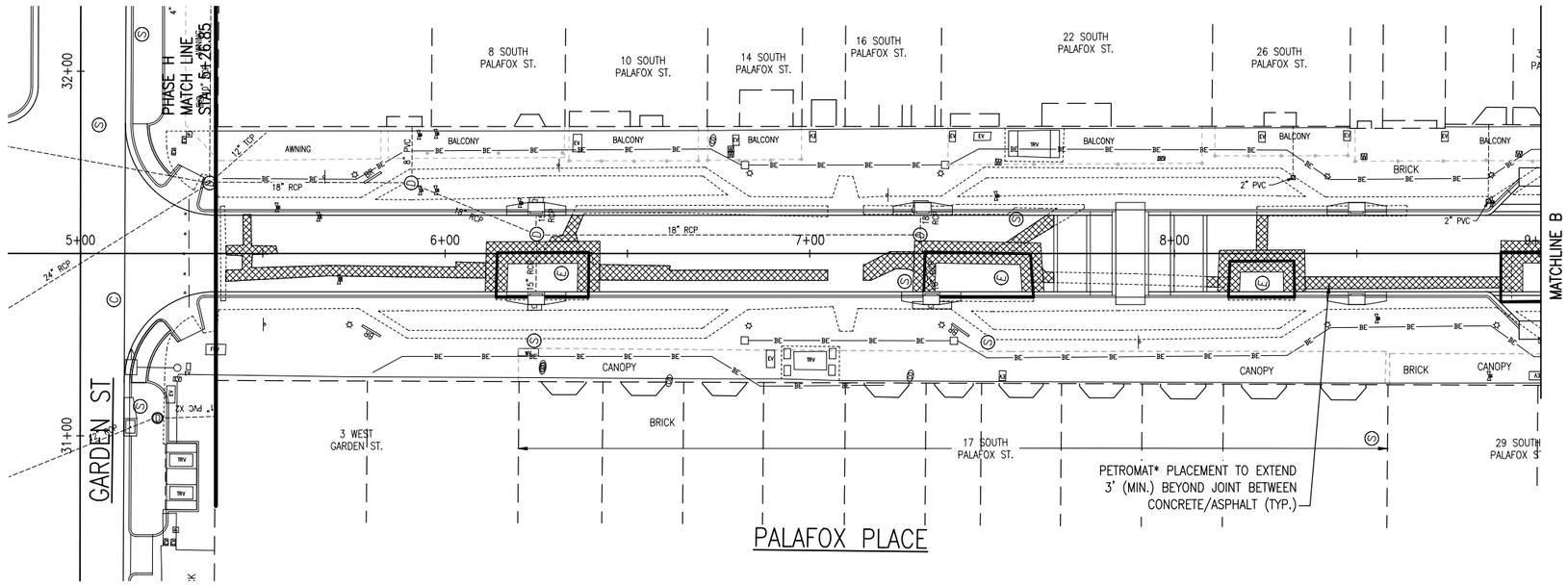

0 10' 20' 40'
SCALE: 1" = 20' (22X34)
SCALE: 1" = 40' (11x17)

LEGEND

PETROMAT

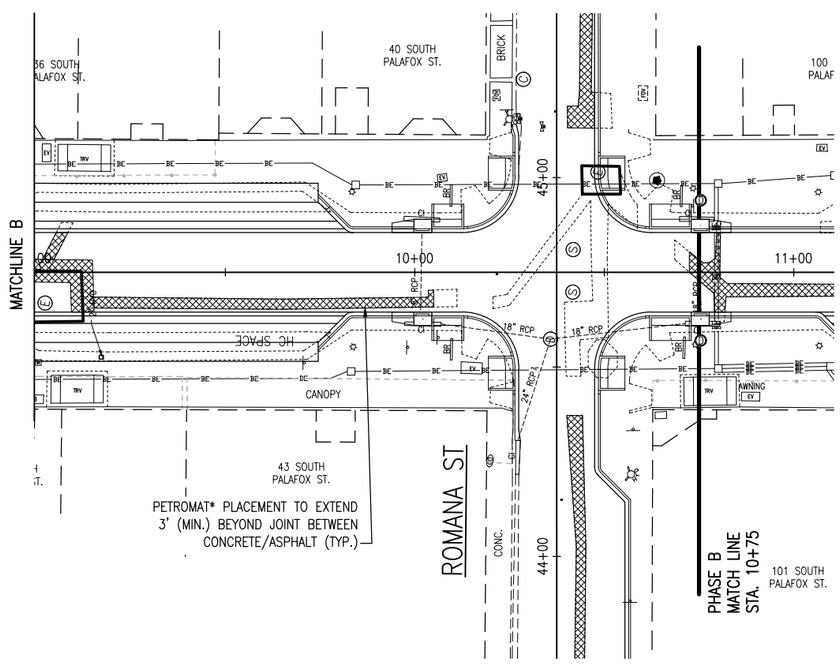

* FURNISH AND INSTALL A NONWOVEN POLYPROPYLENE PAVING FABRIC (PETROMAT AS MANUFACTURED BY PROPEX OPERATING COMPANY, LLC, OR APPROVED EQUAL) AS A MOISTURE BARRIER AND STRESS-ABSORBING INTERLAYER IN ASPHALT PAVEMENT CONSTRUCTION. THE FABRIC SHALL MEET AASHTO M 288 GUIDELINES FOR PAVING FABRICS AND HAVE A MINIMUM GRAB TENSILE STRENGTH OF 100 LBS (ASTM D4632). APPLY AN ASPHALT TACK COAT AT A RATE OF 0.20-0.25 GALLONS PER SQUARE YARD, ENSURING FULL SATURATION OF THE FABRIC PRIOR TO PLACEMENT OF THE ASPHALT OVERLAY. INSTALL IN ACCORDANCE WITH MANUFACTURER'S RECOMMENDATIONS AND PROJECT SPECIFICATIONS. APPROVED EQUALS MUST DEMONSTRATE EQUIVALENT PERFORMANCE IN REDUCING REFLECTIVE CRACKING AND WATER INFILTRATION, SUBJECT TO ENGINEER'S APPROVAL.

PHASE A

BASKERVILLE-DONOVAN, INC.
ENGINEERING THE SOUTH SINCE 1927
449 W. MAIN ST., PENSACOLA, FL 32502 (850)438-9661
ENGINEERING BUSINESS: EB-0000340
Pensacola - Panama City Beach - Tallahassee - Mobile

JASON J. FRICK P.E.
FL Reg. Engineer #86469

S. PALAFOX PLACE
PEDESTRIAN
IMPROVEMENTS

NO.	DATE	APPR.	REVISION/ACTION TAKEN

NOT RELEASED FOR CONSTRUCTION BY ___ DATE __/__/__

PROJECT NO: 24324.01
DESIGNED BY: MDL
DRAWN BY: RGG
CHK'D BY: MDL
PROJ. MGR: JJF
DATE: JULY 2025

PALAFOX PLACE
PETROMAT PLACEMENT
PLAN

C-106

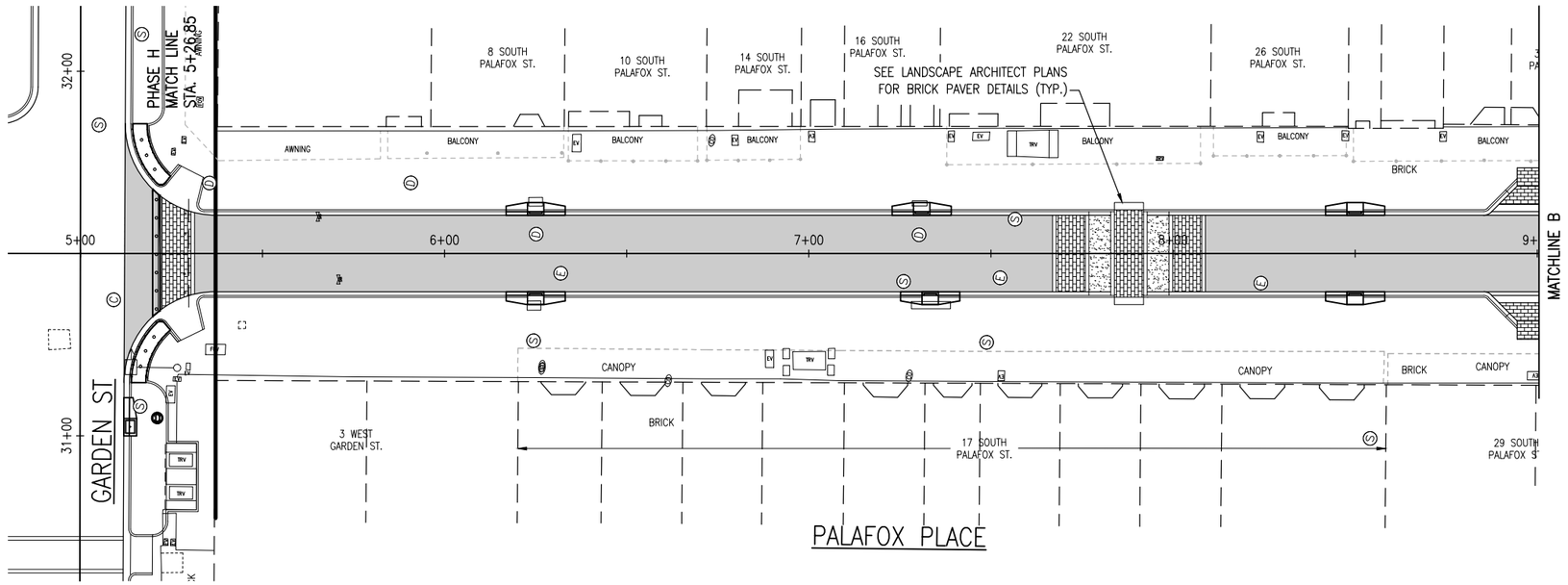

0 10' 20' 40'
SCALE: 1" = 20' (22X34)
SCALE: 1" = 40' (11x17)

LEGEND

- DRAINAGE MANHOLE
- SANITARY SEWER MANHOLE
- ELECTRICAL MANHOLE
- COMMUNICATIONS MANHOLE
- POTABLE WATER MANHOLE
- GAS VALVE
- WATER VALVE
- SANITARY SEWER VALVE
- PAVEMENT OVERLAY
- BRICK PAVERS
- CONCRETE

NOTES:

1. THE PAVER HATCH SHOWN ON CIVIL DRAWINGS IS GENERIC. REFER TO LANDSCAPE PLANS FOR AUTHORITATIVE PAVER LAYOUT, WHICH TAKES PRECEDENCE.

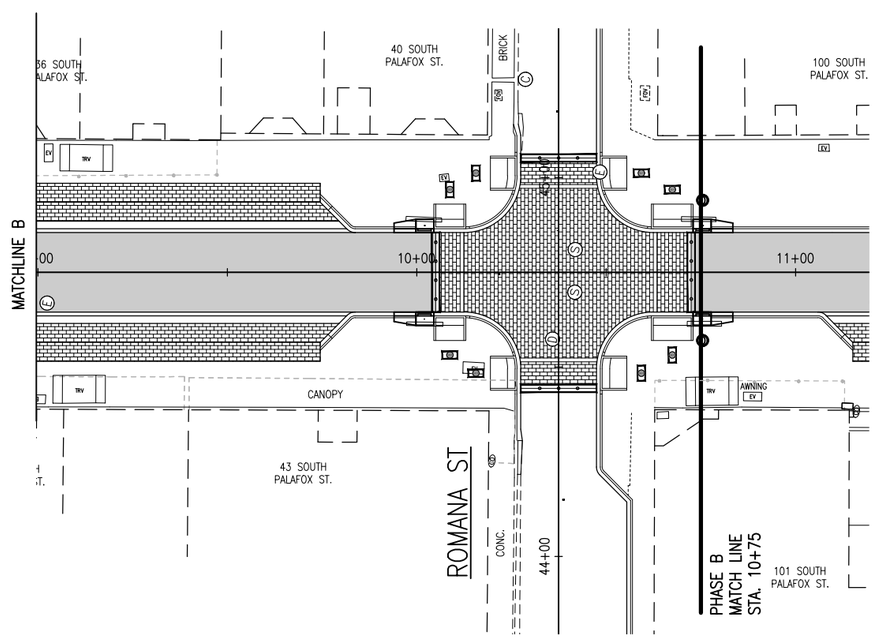

PHASE A

BASKERVILLE-DONOVAN, INC.
ENGINEERING THE SOUTH SINCE 1927
449 W. MAIN ST., PENSACOLA, FL 32502 (850)438-9661
ENGINEERING BUSINESS: EB-0000340
Pensacola - Panama City Beach - Tallahassee - Mobile

JASON J. FRICK P.E.
FL Reg. Engineer #86469

S. PALAFOX PLACE
PEDESTRIAN
IMPROVEMENTS

NO.	DATE	APPR.	REVISION/ACTION TAKEN

NOT RELEASED FOR CONSTRUCTION BY ___ DATE __/__/__

PROJECT NO: 24324.01
DESIGNED BY: MDL
DRAWN BY: RGG
CHK'D BY: MDL
PROJ. MGR: JJF
DATE: JULY 2025

PALAFOX PLACE
OVERLAY PLAN

C-107

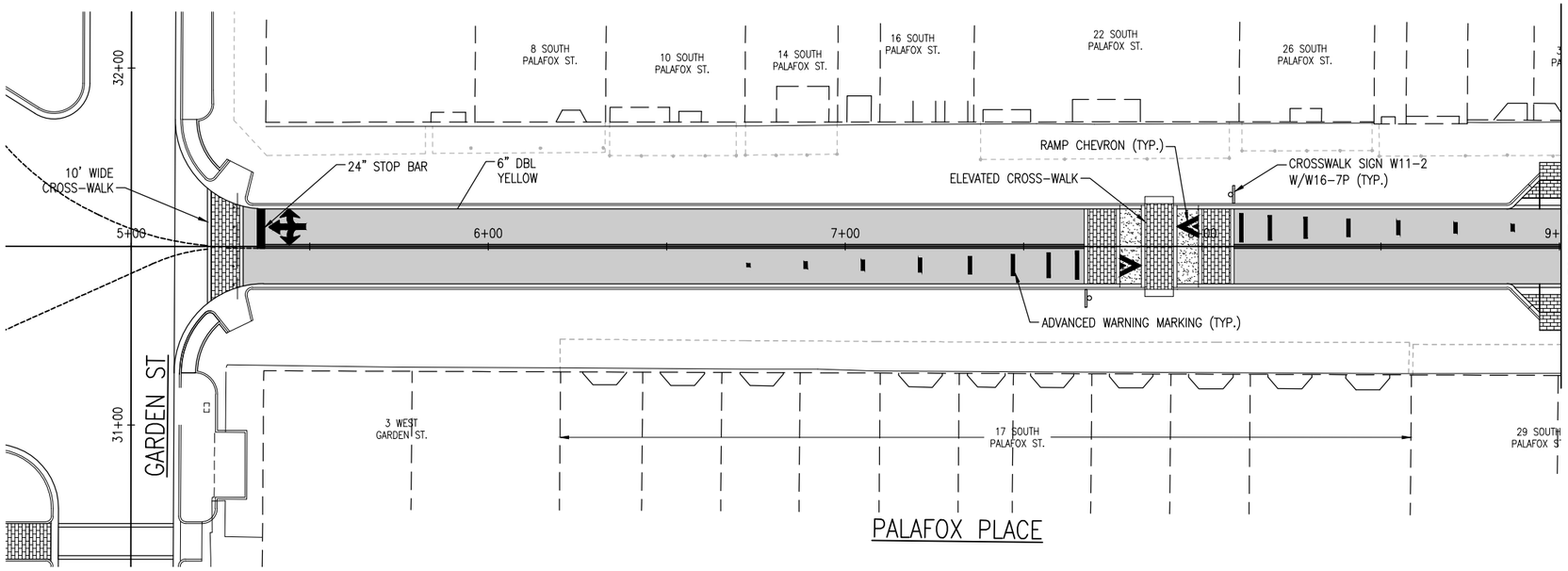

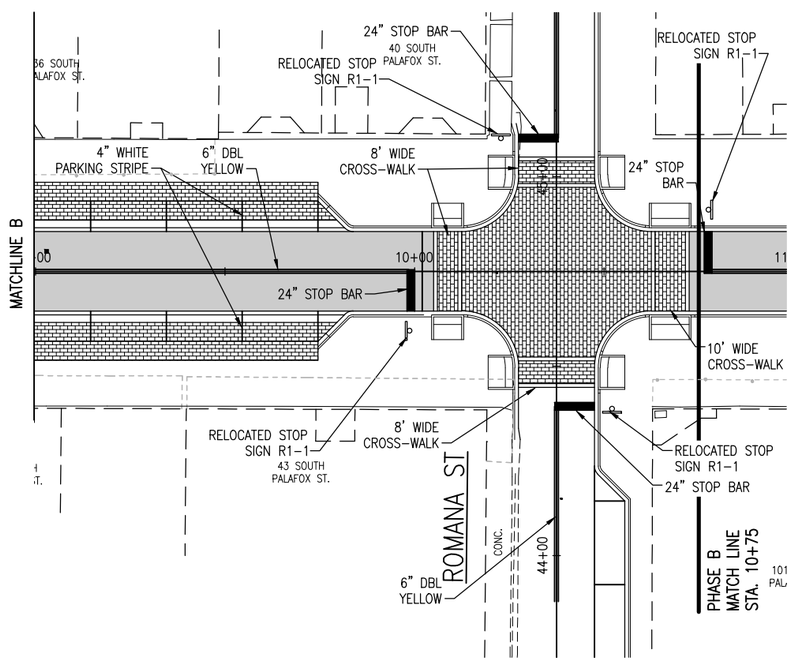

0 10' 20' 40'
SCALE: 1" = 20' (22X34)
SCALE: 1" = 40' (11x17)

PHASE A

BASKERVILLE-DONOVAN, INC.
ENGINEERING THE SOUTH SINCE 1927
449 W. MAIN ST., PENSACOLA, FL 32502 (850)438-9661
ENGINEERING BUSINESS: EB-0000340
Pensacola - Panama City Beach - Tallahassee - Mobile

JASON J. FRICK P.E.
FL Reg. Engineer #86469

S. PALAFOX PLACE
PEDESTRIAN
IMPROVEMENTS

NO.	DATE	APPR.	REVISION/ACTION TAKEN

NOT RELEASED FOR CONSTRUCTION BY ___ DATE __/__/____

PROJECT NO: 24324.01
DESIGNED BY: MDL
DRAWN BY: RGG
CHK'D BY: MDL
PROJ. MGR: JJF
DATE: AUG 2025

PALAFOX PLACE
SIGNAGE /
STRIPING PLAN

C-108

K:\243\24324.00 City of Pensacola RFQ 23-003\24324.03 S Palafox Pedestrian Improvements\S. DWG\C-108 Striping-Gard-Rom.dwg, Aug 29, 2025 - 9:59:36AM, nlloyd

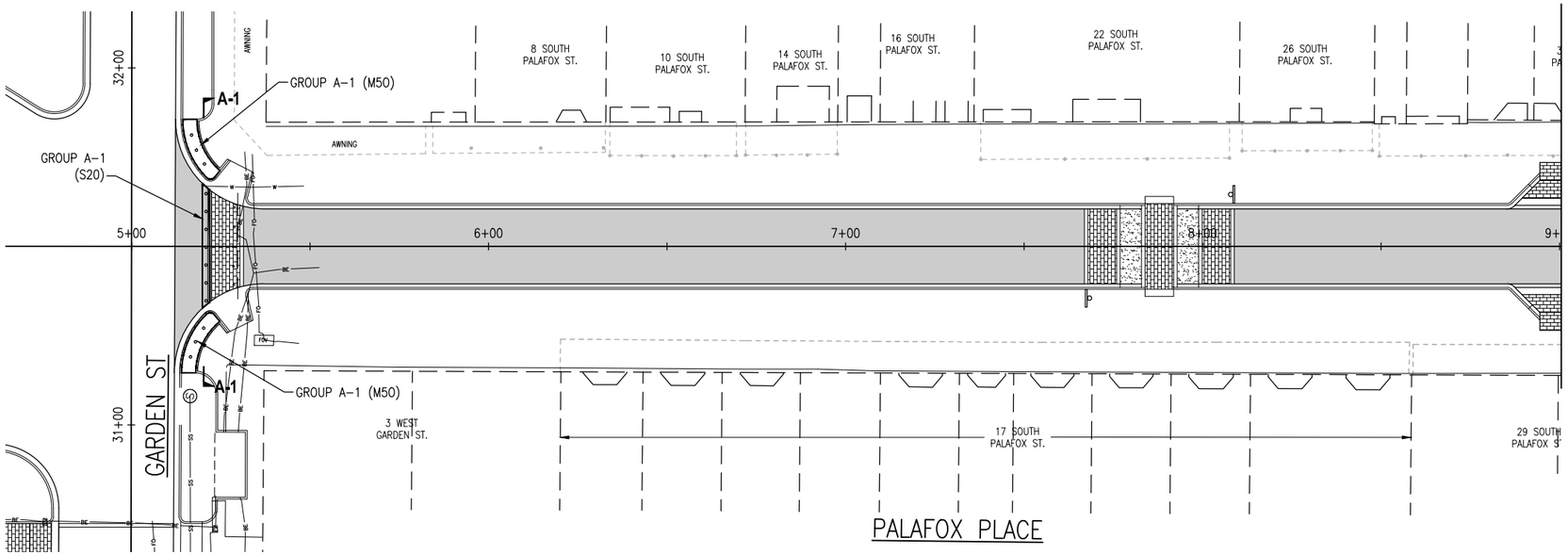

0 10' 20' 40'
SCALE: 1" = 20' (22X34)
SCALE: 1" = 40' (11x17)

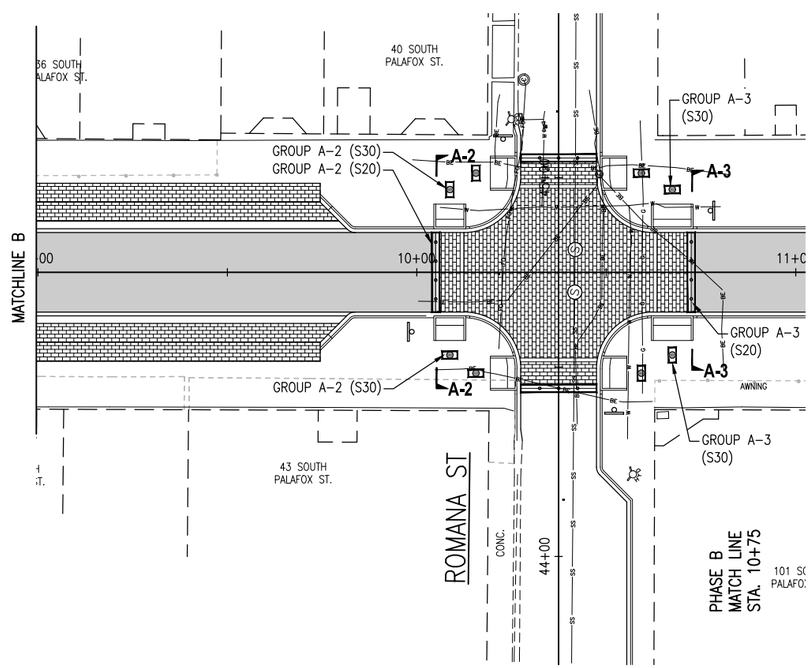

NOTES:

1. THE LOCATIONS OF BOLLARDS SHOWN ON THIS PLAN ARE BASED ON AVAILABLE UTILITY INFORMATION. IN THE EVENT OF A DISCOVERED CONFLICT WITH EXISTING UTILITIES DURING CONSTRUCTION, THE CONTRACTOR SHALL IMMEDIATELY NOTIFY THE ENGINEER/LANDSCAPE ARCHITECT AND COORDINATE FIELD ADJUSTMENTS TO BOLLARD PLACEMENT. THE CONTRACTOR SHALL VERIFY UTILITY LOCATIONS THROUGH FLORIDA 811 (SUNSHINE 811) OR OTHER APPROVED METHODS BEFORE COMMENCING WORK.

2. SEE SHEET C-215 (BOLLARD SCHEDULE) FOR GROUP IDENTIFICATION AND CORRESPONDING SIZE/STYLE.

PHASE A

BASKERVILLE-DONOVAN, INC.
ENGINEERING THE SOUTH SINCE 1927
449 W. MAIN ST., PENSACOLA, FL 32502 (850)438-9661
ENGINEERING BUSINESS: EB-0000340
Pensacola - Panama City Beach - Tallahassee - Mobile

JASON J. FRICK P.E.
FL Reg. Engineer #86469

S. PALAFOX PLACE
PEDESTRIAN
IMPROVEMENTS

NO.	DATE	APPR.	REVISION/ACTION TAKEN

NOT RELEASED FOR CONSTRUCTION BY ____ DATE __/__/__

PROJECT NO: 24324.01
DESIGNED BY: JJF
DRAWN BY: RGG
CHK'D BY: JJF
PROJ. MGR: JJF
DATE: JULY 2025

PALAFOX PLACE
BOLLARD PLAN

C-108A

0 5' 10' 20'
SCALE: 1" = 10' HORIZ
1" = 10' (22x34)
1" = 20' (11x17)

0 1' 2' 4'
SCALE: 1" = 2'
1" = 2' (22x34)
1" = 4' (11x17)

5+20.85

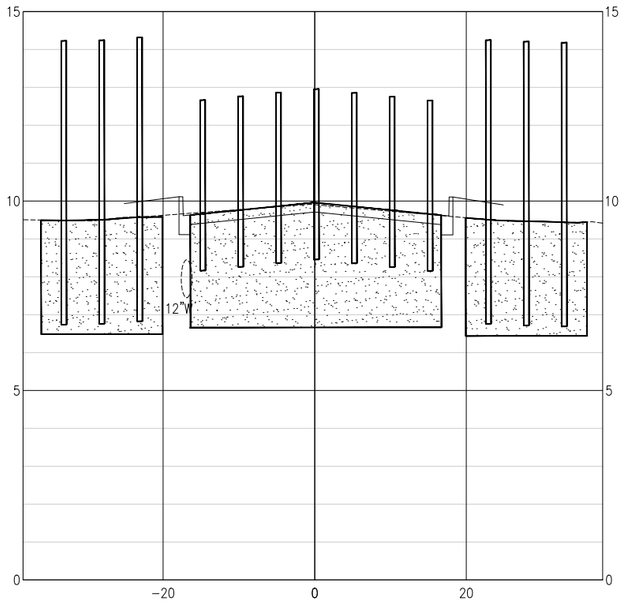

SECTION A-1

10+05

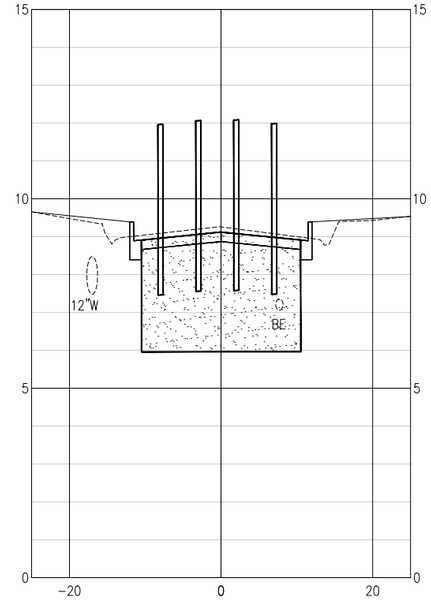

SECTION A-2

10+72.44

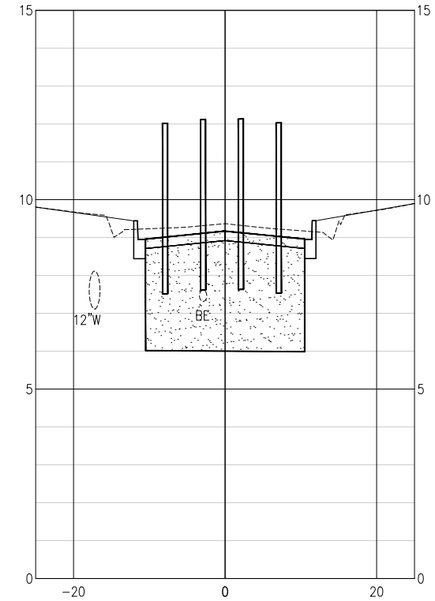

SECTION A-3

PHASE A

BASKERVILLE-DONOVAN, INC.
ENGINEERING THE SOUTH SINCE 1927
449 W. MAIN ST., PENSACOLA, FL 32502 (850)438-9661
ENGINEERING BUSINESS: EB-0000340
Pensacola - Panama City Beach - Tallahassee - Mobile

JASON J. FRICK P.E.
FL Reg. Engineer #86469

S. PALAFOX PLACE
PEDESTRIAN
IMPROVEMENTS

NO.	DATE	APPR.	REVISION/ACTION TAKEN

NOT RELEASED FOR CONSTRUCTION BY ___ DATE __/__/__

PROJECT NO: 24324.01
DESIGNED BY: JJF
DRAWN BY: RGG
CHK'D BY: JJF
PROJ. MGR: JJF
DATE: JULY 2025

PALAFOX PLACE
BOLLARD
CROSS-SECTIONS

C-108B

E:\DWG\243\24324.03 Downtown Resurfacing\C-108B Bollard Xsec.dwg, Jul 09, 2025 - 10:46:21AM, rgeiger

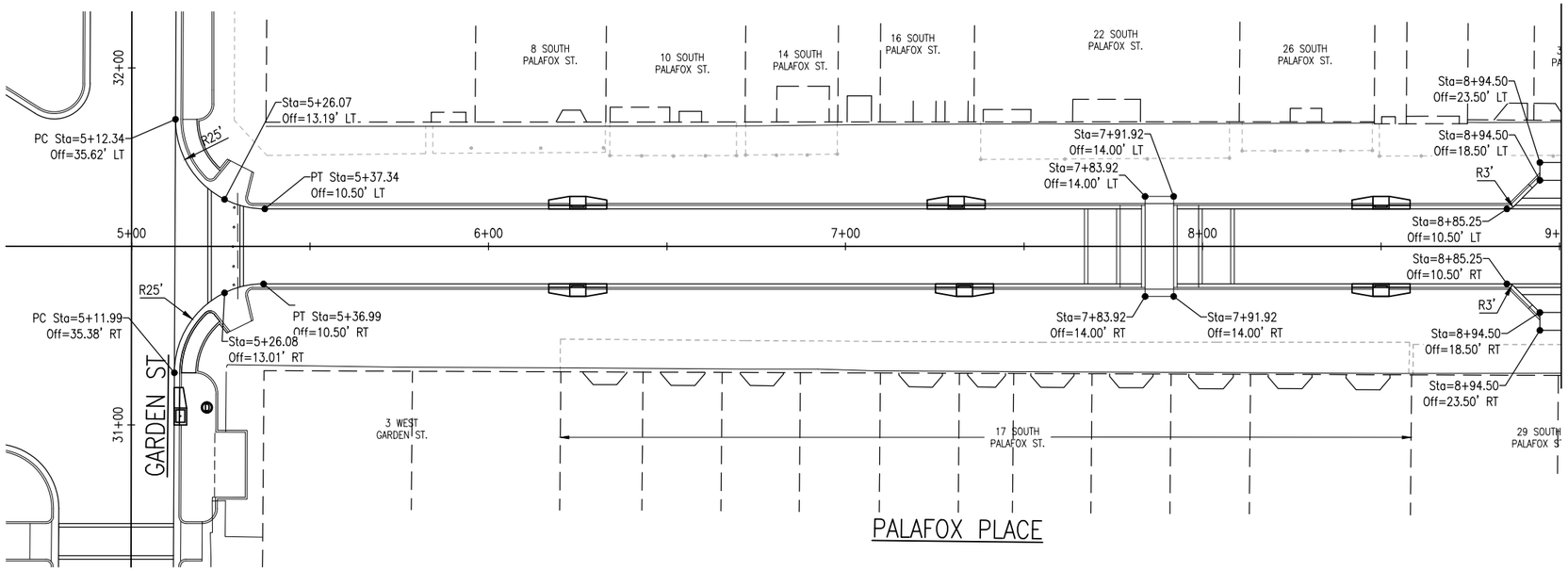

0 10' 20' 40'
SCALE: 1" = 20' (22X34)
SCALE: 1" = 40' (11x17)

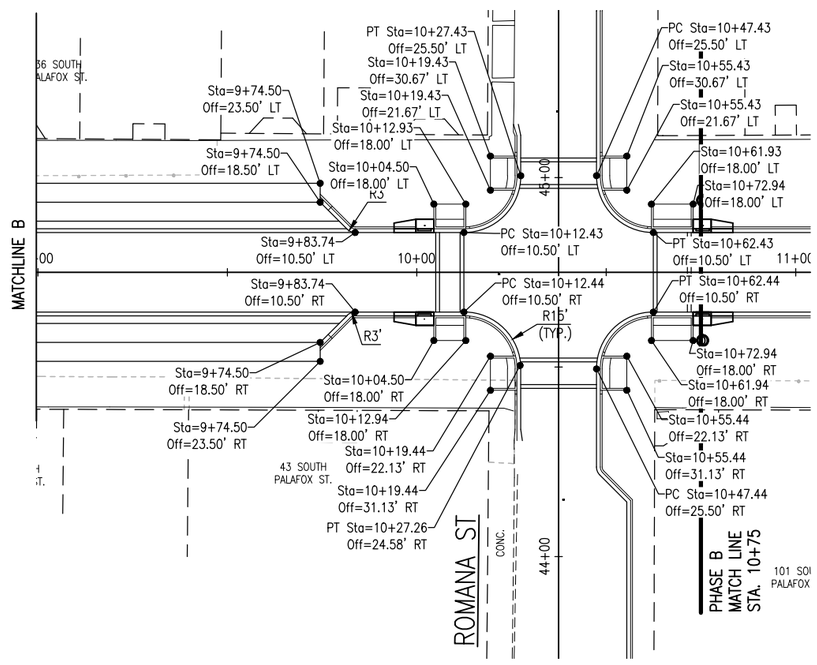

PHASE A

BASKERVILLE-DONOVAN, INC.
ENGINEERING THE SOUTH SINCE 1927
449 W. MAIN ST., PENSACOLA, FL 32502 (850)438-9661
ENGINEERING BUSINESS: EB-0000340
Pensacola - Panama City Beach - Tallahassee - Mobile

JASON J. FRICK P.E.
FL Reg. Engineer #86469

S. PALAFOX PLACE
PEDESTRIAN
IMPROVEMENTS

NO.	DATE	APPR.	REVISION/ACTION TAKEN

NOT RELEASED FOR CONSTRUCTION BY ___ DATE __/__/__

PROJECT NO: 24324.01
DESIGNED BY: MDL
DRAWN BY: RGG
CHK'D BY: MDL
PROJ. MGR: JJF
DATE: JULY 2025

PALAFOX PLACE
STAKING PLAN

C-109

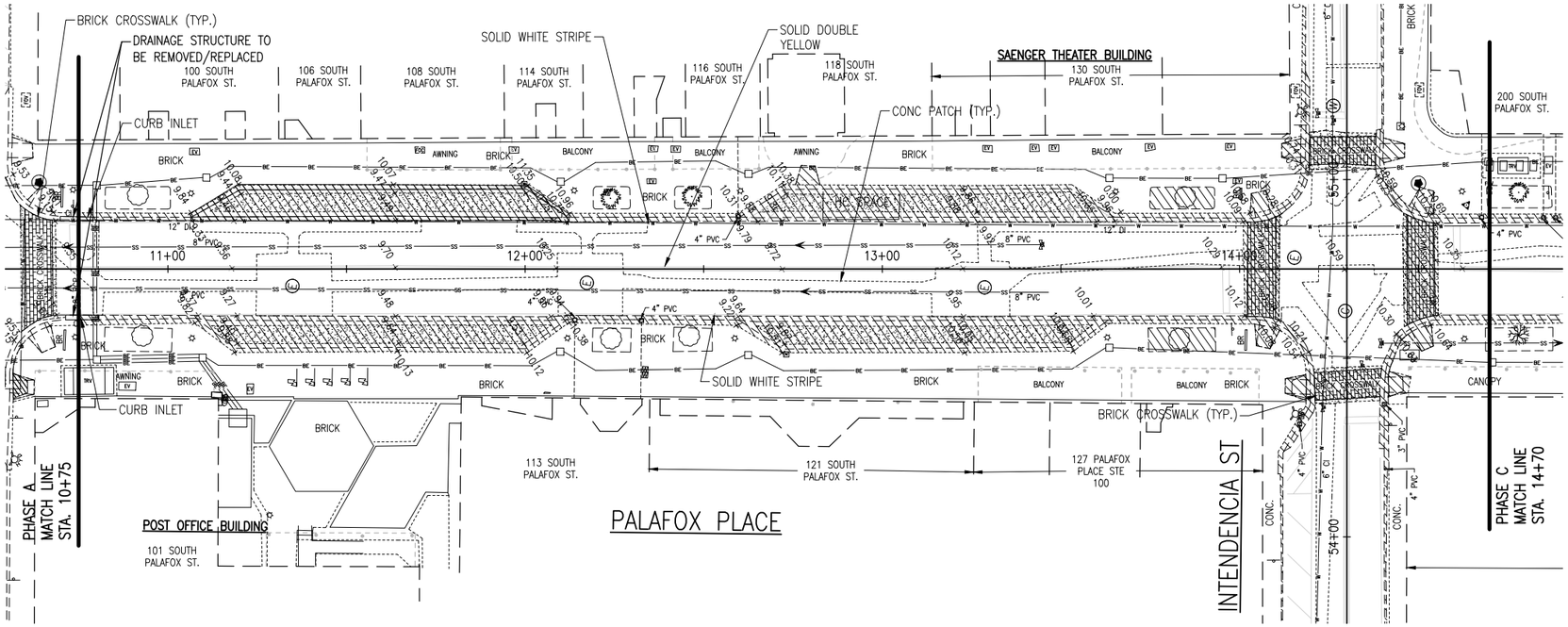

0 10' 20' 40'
SCALE: 1" = 20' (22X34)
SCALE: 1" = 40' (11x17)

NOTES:

1. PAVEMENT CUTS SHALL BE PERFORMED BY SAWCUTTING AND SHALL BE FULL-DEPTH TO ENSURE CLEAN EDGES AND MINIMIZE DISTURBANCES TO ADJACENT AREAS.
2. REMOVE PAVEMENT IN CONTROLLED SECTIONS USING METHODS THAT PREVENT DAMAGE TO UNDERLYING UTILITIES (e.g., WATER, GAS, ELECTRICAL, TELECOM).
3. HAND EXCAVATION OR LIGHT EQUIPMENT SHALL BE USED WITHIN 12 INCHES OF KNOWN UTILITY LINES, AS VERIFIED BY POTHOLING OR UTILITY LOCATES PRIOR TO WORK.
4. CONTRACTOR SHALL COORDINATE WITH UTILITY OWNERS AND COMPLY WITH ALL APPLICABLE STANDARDS FOR UTILITY PROTECTION. DISPOSE OF DEBRIS OFF-SITE PER LOCAL REGULATIONS. *

LEGEND

- DRAINAGE MANHOLE
- SANITARY SEWER MANHOLE
- ELECTRICAL MANHOLE
- COMMUNICATIONS MANHOLE
- POTABLE WATER MANHOLE
- GAS VALVE
- WATER VALVE
- SANITARY SEWER VALVE
- FPL UTILITY TRENCH LIMITS
- TO BE REMOVED

PHASE B

BASKERVILLE-DONOVAN, INC.
ENGINEERING THE SOUTH SINCE 1927
449 W. MAIN ST., PENSACOLA, FL 32502 (850)438-9661
ENGINEERING BUSINESS: EB-0000340
Pensacola - Panama City Beach - Tallahassee - Mobile

JASON J. FRICK P.E.
FL Reg. Engineer #86469

S. PALAFOX PLACE
PEDESTRIAN
IMPROVEMENTS

NO.	DATE	APPR.	REVISION/ACTION TAKEN

NOT RELEASED FOR CONSTRUCTION BY ___ DATE __/__/__

PROJECT NO: 24324.01
DESIGNED BY: MDL
DRAWN BY: RGG
CHK'D BY: MDL
PROJ. MGR: JJF
DATE: JULY 2025

PALAFOX PLACE
EXISTING CONDITIONS / DEMOLITION PLAN

C-121

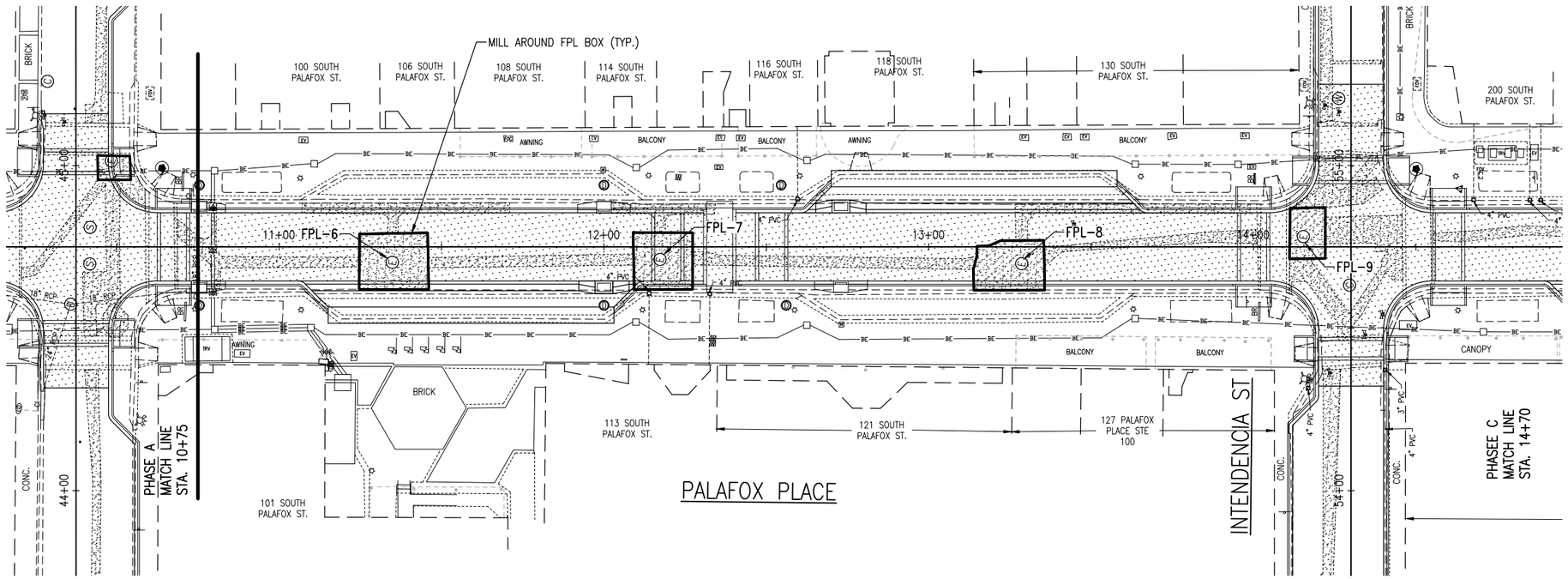

0 10' 20' 40'
SCALE: 1" = 20' (22X34)
SCALE: 1" = 40' (11x17)

LEGEND

- DRAINAGE MANHOLE
- SANITARY SEWER MANHOLE
- ELECTRICAL MANHOLE
- COMMUNICATIONS MANHOLE
- POTABLE WATER MANHOLE
- GAS VALVE
- WATER VALVE
- SANITARY SEWER VALVE
- MILLING
- FPL VAULT

NOTE:

1. CLEAN SURFACE OF DIRT, WATER, DEBRIS AND LOOSE MATERIALS AFTER MILLING.
2. PACK MILLING EDGES WITH MATERIAL TO TAPER TRANSITION BEFORE RELEASING ANY TRAFFIC. NO TRANSITION OVER 0.5 INCHES.
3. MILL ASPHALT PAVEMENT A DEPTH OF 1.5"–3.0" TO REMOVE SURFACE COURSE AND ACHIEVE A UNIFORM BASE.

PHASE B

BASKERVILLE-DONOVAN, INC.
ENGINEERING THE SOUTH SINCE 1927
449 W. MAIN ST., PENSACOLA, FL 32502 (850)438-9661
ENGINEERING BUSINESS: EB-0000340
Pensacola - Panama City Beach - Tallahassee - Mobile

JASON J. FRICK P.E.
FL Reg. Engineer #86469

S. PALAFOX PLACE
PEDESTRIAN
IMPROVEMENTS

NO.	DATE	APPR.	REVISION/ACTION TAKEN

NOT RELEASED FOR CONSTRUCTION BY ___ DATE __/__/__

PROJECT NO: 24324.01
DESIGNED BY: MDL
DRAWN BY: RGG
CHK'D BY: MDL
PROJ. MGR: JJF
DATE: JULY 2025

PALAFOX PLACE
MILLING PLAN

C-122

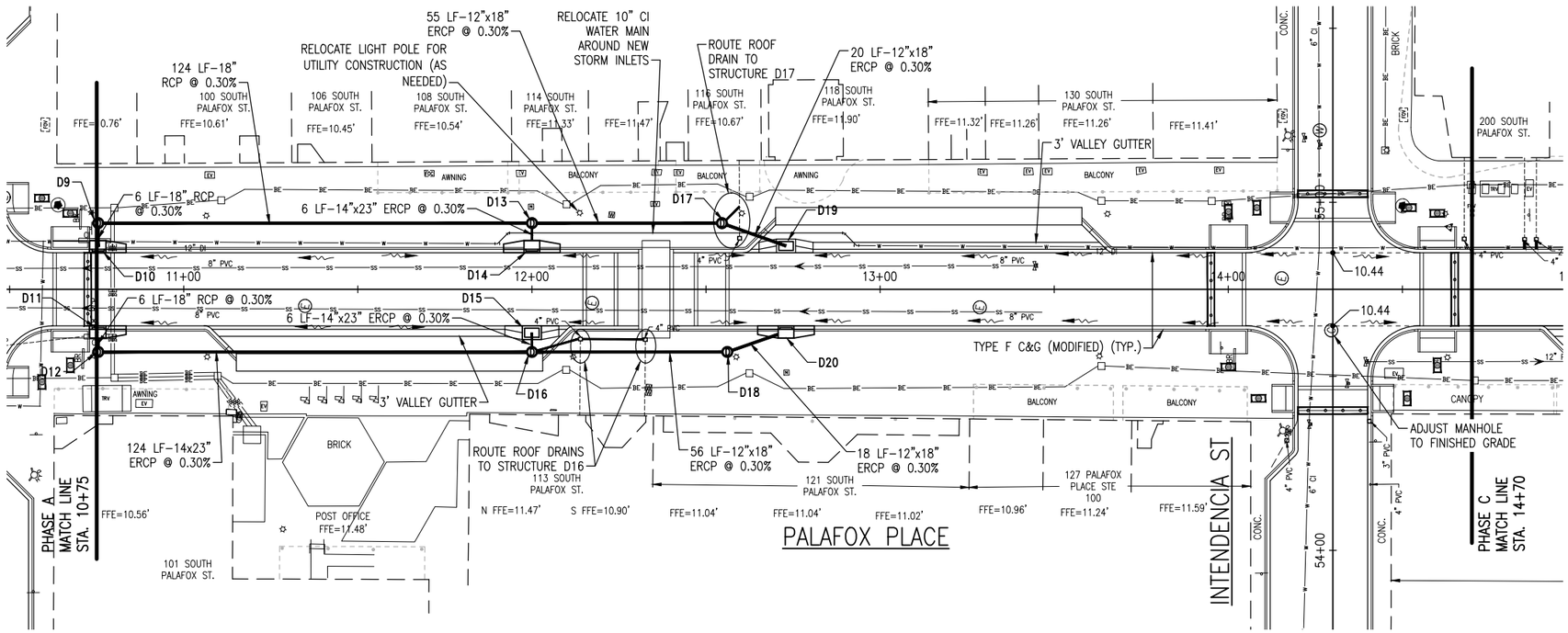

0 10' 20' 40'
SCALE: 1" = 20' (22X34)
SCALE: 1" = 40' (11x17)

LEGEND

- (D) DRAINAGE MANHOLE
- (S) SANITARY SEWER MANHOLE
- (E) ELECTRICAL MANHOLE
- (C) COMMUNICATIONS MANHOLE
- (W) POTABLE WATER MANHOLE
- GAS VALVE
- WATER VALVE
- SANITARY SEWER VALVE
- 10.44 NEW SPOT GRADE
- DRAINAGE FLOW DIRECTON

NOTES:

1. ALL ROOF DRAIN PIPING EXTENSIONS SHALL BE EPOXY COATED DUCTILE IRON.
2. ALL ROOF DRAIN PIPING SHALL AT A MINIMUM MATCH THE SLOPE OF THE PEDESTRIAN WALK EXTENSION AND EXIT WITHIN THE CURB FACE.

DRAINAGE STRUCTURE TABLE PHASE B

STRUCTURE	TYPE	STATION	OFFSET	THROAT/TOP ELEV	INVERT ELEV	INVERT ELEV	INVERT ELEV
D9	JUNCTION BOX	10+75.43	19' LT	9.45	S ± 6.63	W ± 6.62	
D10	FDOT TYPE 5	10+75.43	12.25' LT	8.95	± 6.60 West	6.20 E	North
D11	FDOT TYPE 5	10+75.43	12.25' RT	8.95	± 6.30 (EXIST) West	6.54 (EXIST) North	± 6.27 (EXIST) East
D12	JUNCTION BOX	10+75.43	18' RT	9.45	S ± 6.33	E ± 6.32	
D13	JUNCTION BOX	12+00	19' LT	9.97	W ± 7.00	N ± 6.99	S ± 7.00
D14	FDOT TYPE 6	12+00	12.25' LT	9.47	E ± 7.01		
D15	FDOT TYPE C	12+00	12.5' RT	9.47	W ± 6.71		
D16	JUNCTION BOX	12+00	18' RT	9.97	N ± 6.69	E ± 6.7	S ± 6.67
D17	JUNCTION BOX	12+54.56	19' LT	10.30	N ± 7.16	S ± 7.17	
D18	JUNCTION BOX	12+56.12	18' RT	10.30	N ± 6.83	S ± 6.86	
D19	FDOT TYPE C	12+73	12.5' LT	9.34	N ± 7.22		
D20	FDOT TYPE 6	12+73	12.25' RT	9.34	N ± 6.89	± 3.91	

PAVEMENT ELEVATION TABLE PHASE B

STATION	ELEVATION		
	Center Line	R EOP	L EOP
11+00	9.336	9.126	9.126
11+50	9.689	9.479	9.479
12+00	9.68	9.47	9.47
12+50	9.763	9.553	9.553
13+00	9.811	9.601	9.601
13+50	10.141	9.931	9.931
14+00	10.472	10.262	10.262
15+00	10.32	10.11	10.11

PHASE B

BASKERVILLE-DONOVAN, INC.
ENGINEERING THE SOUTH SINCE 1927
449 W. MAIN ST., PENSACOLA, FL 32502 (850)438-9661
ENGINEERING BUSINESS: EB-0000340
Pensacola - Panama City Beach - Tallahassee - Mobile

JASON J. FRICK P.E.
FL Reg. Engineer #86469

S. PALAFOX PLACE
PEDESTRIAN IMPROVEMENTS

NO.	DATE	APPR.	REVISION/ACTION TAKEN

NOT RELEASED FOR CONSTRUCTION BY ___ DATE __/__/__

PROJECT NO: 24324.01
DESIGNED BY: MDL
DRAWN BY: RGG
CHK'D BY: MDL
PROJ. MGR: JJF
DATE: JULY 2025

PALAFOX PLACE
DRAINAGE PLAN

C-123

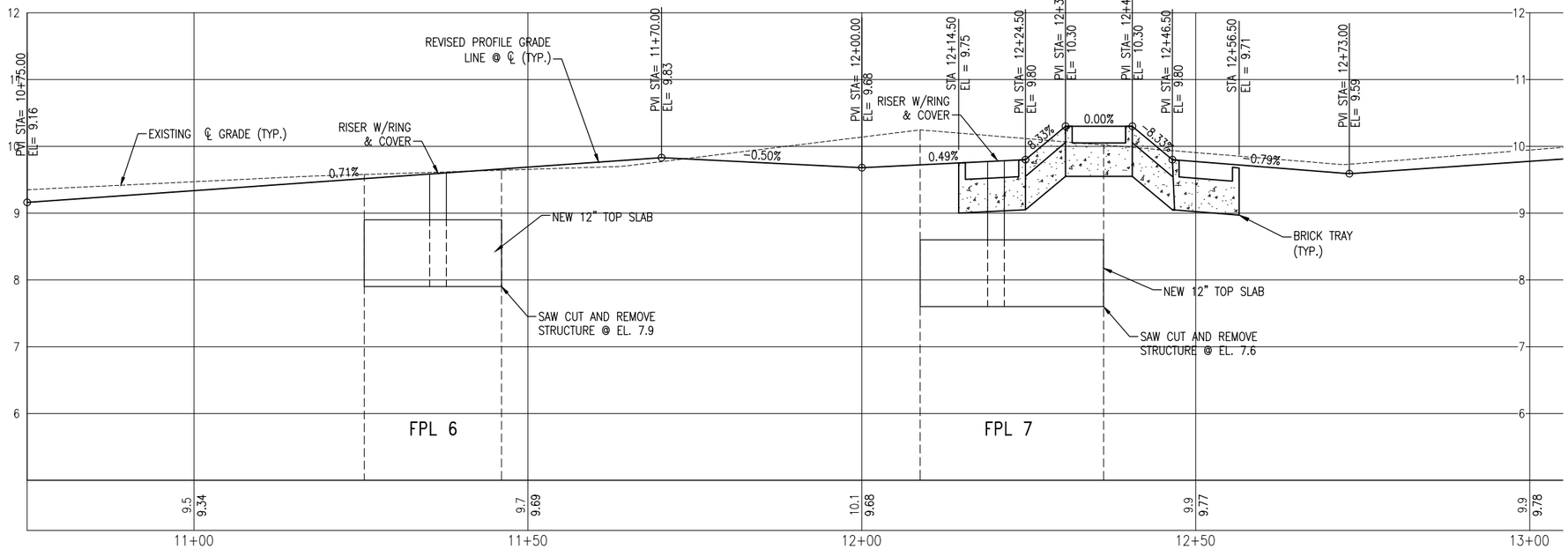

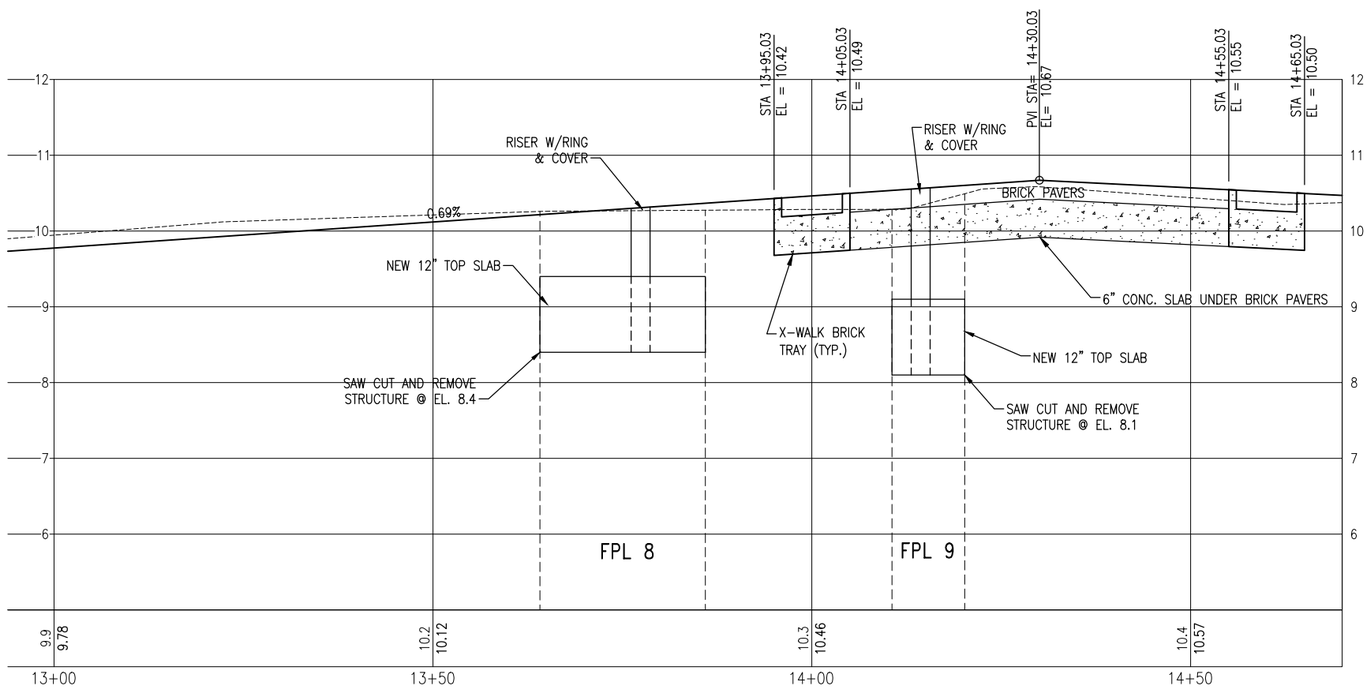

0 5' 10' 20'
SCALE: 1" = 10'
1" = 10' (22x34)
1" = 20' (11x17)

0 0.5' 1' 2'
SCALE: 1" = 1'
1" = 1' (22x34)
1" = 2' (11x17)

PHASE B

BASKERVILLE-DONOVAN, INC.
ENGINEERING THE SOUTH SINCE 1927
449 W. MAIN ST., PENSACOLA, FL 32502 (850)438-9661
ENGINEERING BUSINESS: EB-0000340
Pensacola - Panama City Beach - Tallahassee - Mobile

JASON J. FRICK P.E.
FL Reg. Engineer #86469

S. PALAFOX PLACE
PEDESTRIAN
IMPROVEMENTS

NO.	DATE	APPR.	REVISION/ACTION TAKEN

NOT RELEASED FOR CONSTRUCTION BY ___ DATE __/__/__

PROJECT NO: 24324.01
DESIGNED BY: MDL
DRAWN BY: RGG
CHK'D BY: MDL
PROJ. MGR: JJF
DATE: JULY 2025

PALAFOX PLACE
CENTERLINE PROFILE

C-124

E:\DWG\243\24324.03 Downtown Resurfacing\C-124 Profile.dwg, Jul 09, 2025 - 10:47:02AM, rgeiger

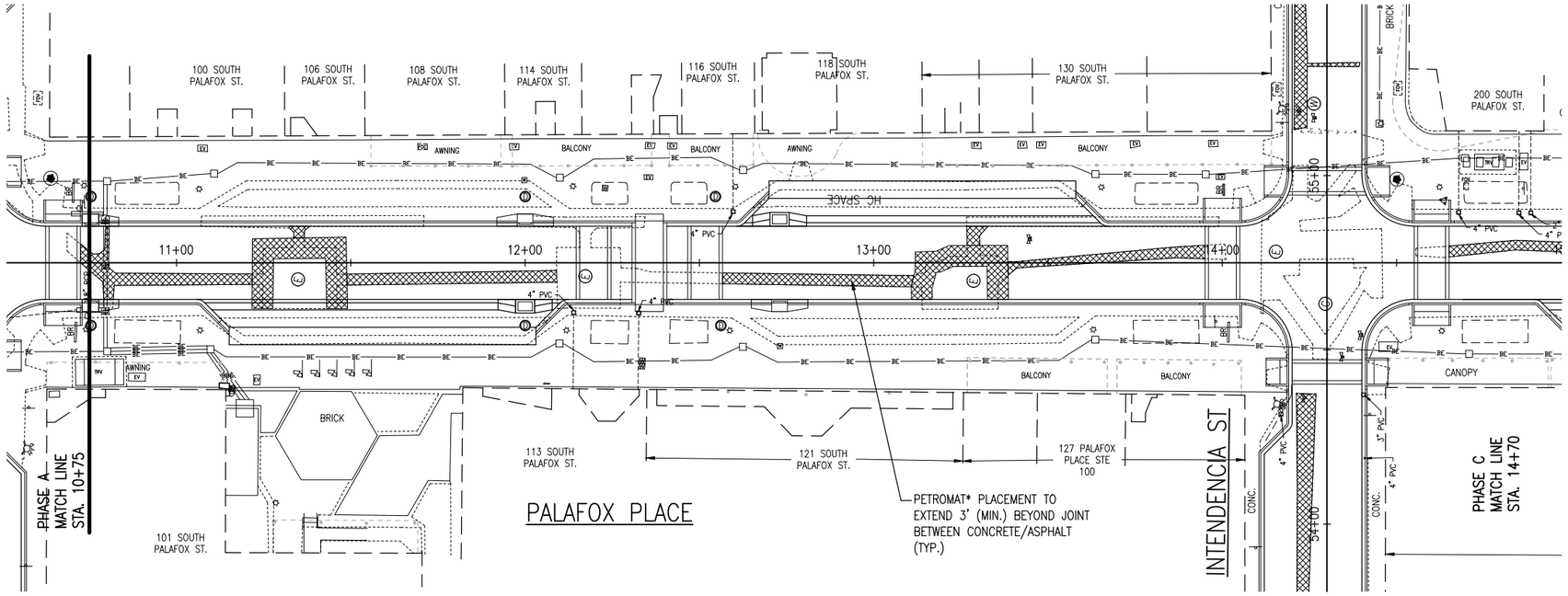

0 10' 20' 40'
SCALE: 1" = 20' (22X34)
SCALE: 1" = 40' (11x17)

LEGEND

PETROMAT

* FURNISH AND INSTALL A NONWOVEN POLYPROPYLENE PAVING FABRIC (PETROMAT AS MANUFACTURED BY PROPEX OPERATING COMPANY, LLC, OR APPROVED EQUAL) AS A MOISTURE BARRIER AND STRESS-ABSORBING INTERLAYER IN ASPHALT PAVEMENT CONSTRUCTION. THE FABRIC SHALL MEET AASHTO M 288 GUIDELINES FOR PAVING FABRICS AND HAVE A MINIMUM GRAB TENSILE STRENGTH OF 100 LBS (ASTM D4632). APPLY AN ASPHALT TACK COAT AT A RATE OF 0.20-0.25 GALLONS PER SQUARE YARD, ENSURING FULL SATURATION OF THE FABRIC PRIOR TO PLACEMENT OF THE ASPHALT OVERLAY. INSTALL IN ACCORDANCE WITH MANUFACTURER'S RECOMMENDATIONS AND PROJECT SPECIFICATIONS. APPROVED EQUALS MUST DEMONSTRATE EQUIVALENT PERFORMANCE IN REDUCING REFLECTIVE CRACKING AND WATER INFILTRATION, SUBJECT TO ENGINEER'S APPROVAL.

PHASE B

BASKERVILLE-DONOVAN, INC.
ENGINEERING THE SOUTH SINCE 1927
449 W. MAIN ST., PENSACOLA, FL 32502 (850)438-9661
ENGINEERING BUSINESS: EB-0000340
Pensacola - Panama City Beach - Tallahassee - Mobile

JASON J. FRICK P.E.
FL Reg. Engineer #86469

S. PALAFOX PLACE
PEDESTRIAN
IMPROVEMENTS

NO.	DATE	APPR.	REVISION/ACTION TAKEN

NOT RELEASED FOR CONSTRUCTION BY ___ DATE __/__/__

PROJECT NO: 24324.01
DESIGNED BY: MDL
DRAWN BY: RGG
CHK'D BY: MDL
PROJ. MGR: JJF
DATE: JULY 2025

PALAFOX PLACE
PETROMAT PLACEMENT
PLAN

C-125

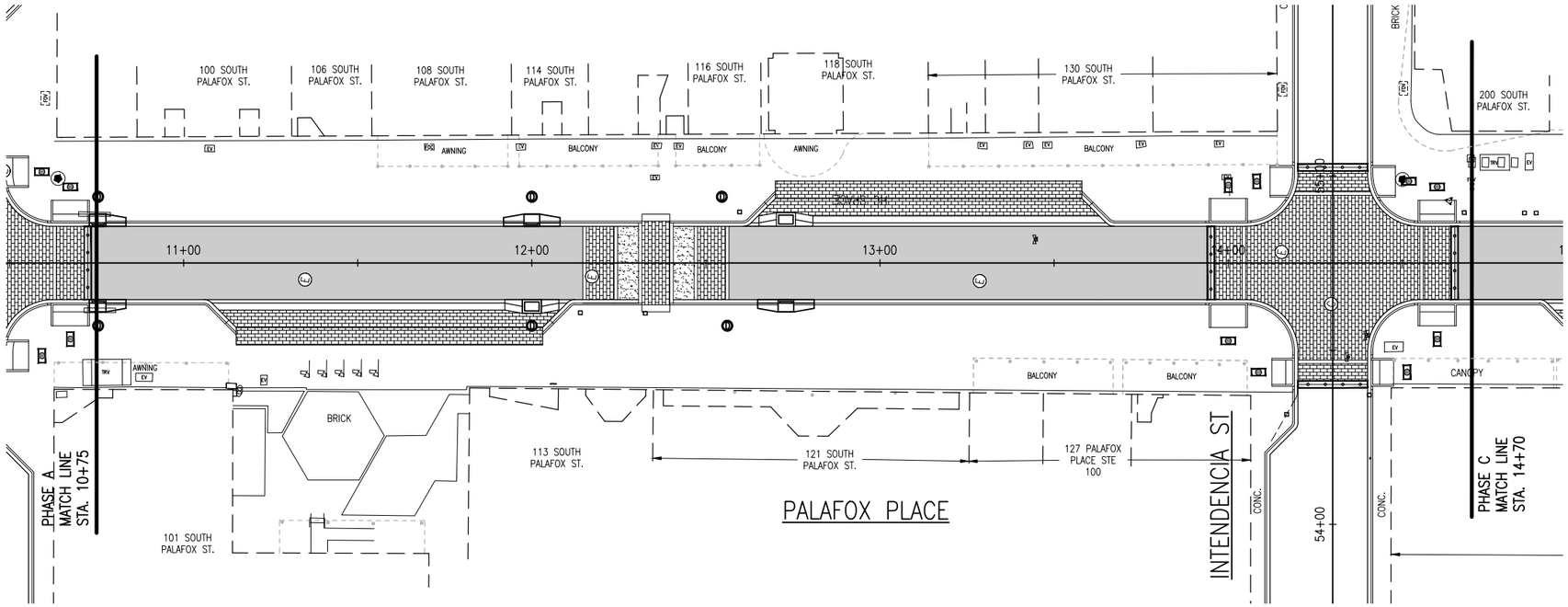

0 10' 20' 40'
SCALE: 1" = 20' (22X34)
SCALE: 1" = 40' (11x17)

LEGEND

- DRAINAGE MANHOLE
- SANITARY SEWER MANHOLE
- ELECTRICAL MANHOLE
- COMMUNICATIONS MANHOLE
- POTABLE WATER MANHOLE
- GAS VALVE
- WATER VALVE
- SANITARY SEWER VALVE
- PAVEMENT OVERLAY
- BRICK PAVERS
- CONCRETE

NOTES:

1. THE PAVER HATCH SHOWN ON CIVIL DRAWINGS IS GENERIC. REFER TO LANDSCAPE PLANS FOR AUTHORITATIVE PAVER LAYOUT, WHICH TAKES PRECEDENCE.

PHASE B

BASKERVILLE-DONOVAN, INC.
ENGINEERING THE SOUTH SINCE 1927
449 W. MAIN ST., PENSACOLA, FL 32502 (850)438-9661
ENGINEERING BUSINESS: EB-0000340
Pensacola - Panama City Beach - Tallahassee - Mobile

JASON J. FRICK P.E.
FL Reg. Engineer #86469

S. PALAFOX PLACE
PEDESTRIAN
IMPROVEMENTS

NO.	DATE	APPR.	REVISION/ACTION TAKEN

NOT RELEASED FOR CONSTRUCTION BY ___ DATE __/__/__

PROJECT NO: 24324.01
DESIGNED BY: MDL
DRAWN BY: RGG
CHK'D BY: MDL
PROJ. MGR: JJF
DATE: JULY 2025

PALAFOX PLACE
OVERLAY PLAN

C-126

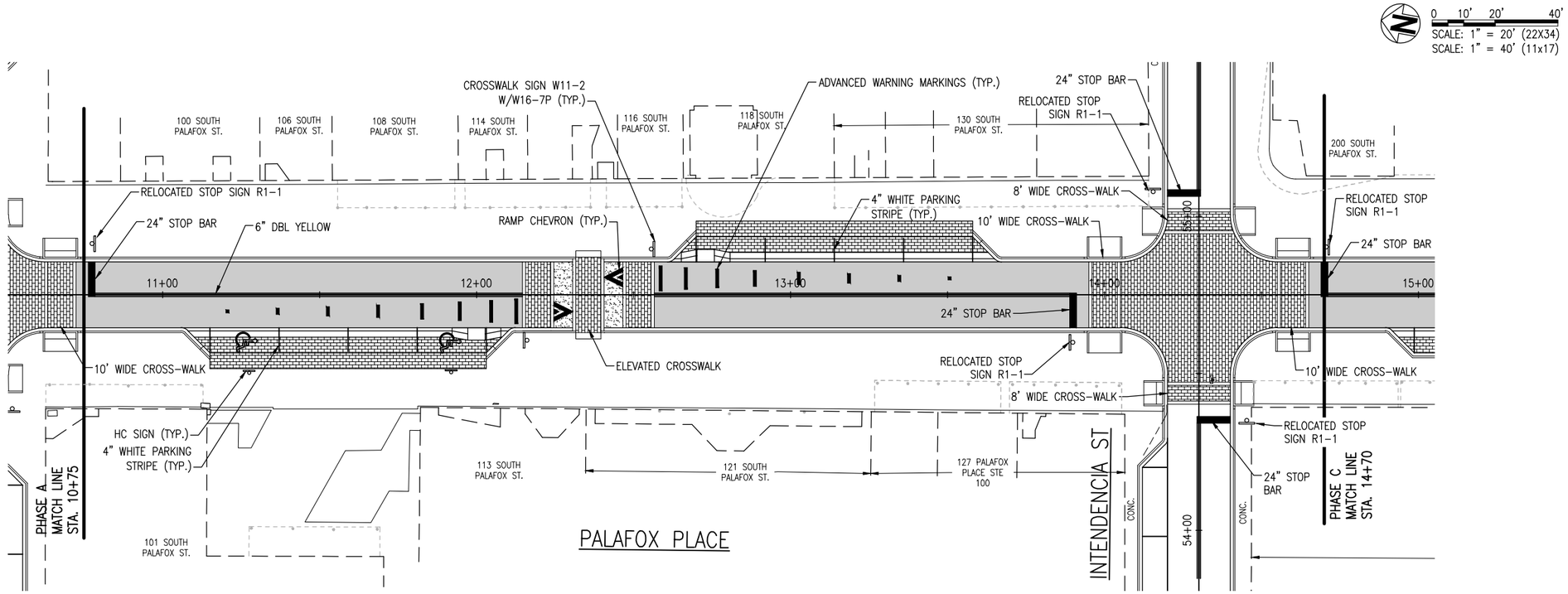

PHASE B

BASKERVILLE-DONOVAN, INC.
ENGINEERING THE SOUTH SINCE 1927
449 W. MAIN ST., PENSACOLA, FL 32502 (850)438-9661
ENGINEERING BUSINESS: EB-0000340
Pensacola - Panama City Beach - Tallahassee - Mobile

JASON J. FRICK P.E.
FL Reg. Engineer #86469

S. PALAFOX PLACE
PEDESTRIAN
IMPROVEMENTS

NO.	DATE	APPR.	REVISION/ACTION TAKEN

PROJECT NO: 24324.01
DESIGNED BY: MDL
DRAWN BY: RGG
CHK'D BY: MDL
PROJ. MGR: JJF
DATE: AUG 2025

NOT RELEASED FOR CONSTRUCTION BY ___ DATE __/__/____

PALAFOX PLACE
SIGNAGE /
STRIPING PLAN

C-127

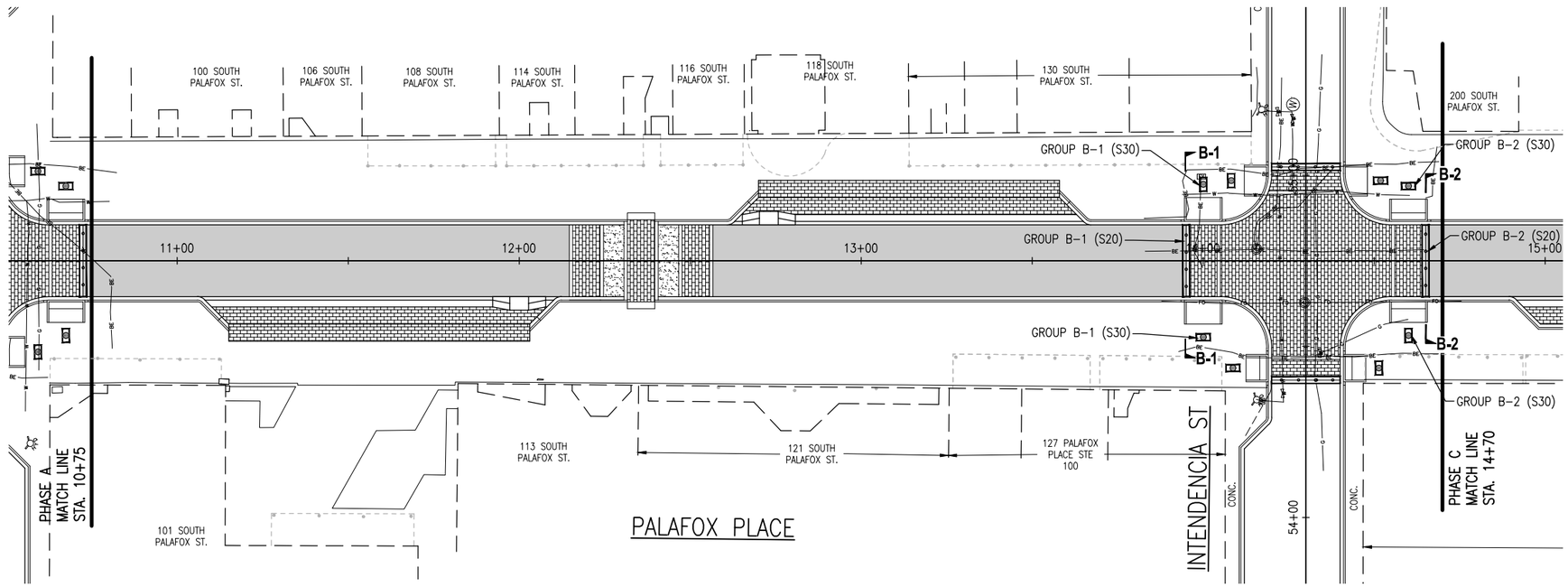

0 10' 20' 40'
SCALE: 1" = 20' (22X34)
SCALE: 1" = 40' (11x17)

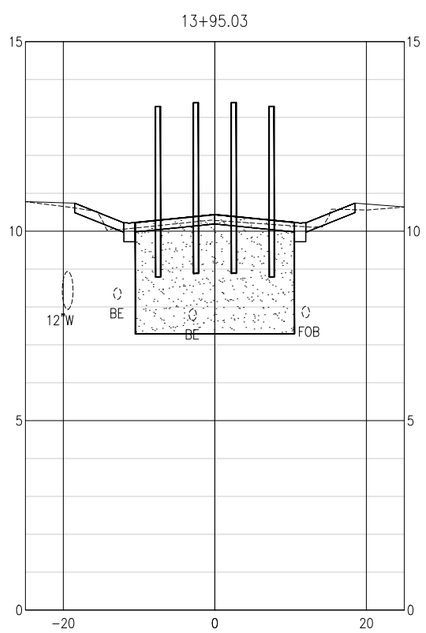

SECTION B-1

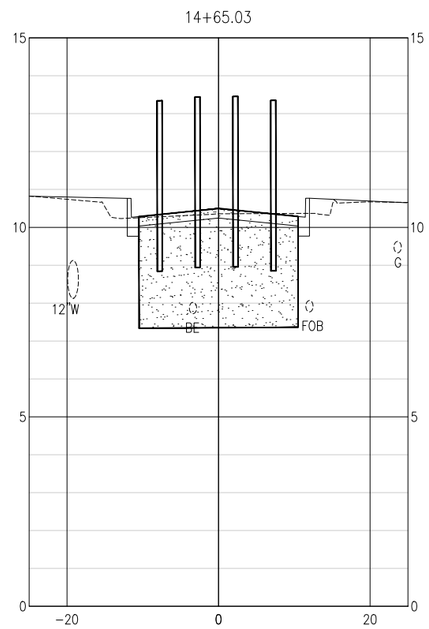

SECTION B-2

0 5' 10' 20'
SCALE: 1" = 10'
1" = 10' (22x34)
1" = 20' (11x17)

0 1' 2' 4'
SCALE: 1" = 2'
1" = 2' (22x34)
1" = 4' (11x17)

NOTES:

1. THE LOCATIONS OF BOLLARDS SHOWN ON THIS PLAN ARE BASED ON AVAILABLE UTILITY INFORMATION. IN THE EVENT OF A DISCOVERED CONFLICT WITH EXISTING UTILITIES DURING CONSTRUCTION, THE CONTRACTOR SHALL IMMEDIATELY NOTIFY THE ENGINEER/LANDSCAPE ARCHITECT AND COORDINATE FIELD ADJUSTMENTS TO BOLLARD PLACEMENT. THE CONTRACTOR SHALL VERIFY UTILITY LOCATIONS THROUGH FLORIDA 811 (SUNSHINE 811) OR OTHER APPROVED METHODS BEFORE COMMENCING WORK.
2. SEE SHEET C-215 (BOLLARD SCHEDULE) FOR GROUP IDENTIFICATION AND CORRESPONDING SIZE/STYLE.

PHASE B

BASKERVILLE-DONOVAN, INC.
ENGINEERING THE SOUTH SINCE 1927
449 W. MAIN ST., PENSACOLA, FL 32502 (850)438-9661
ENGINEERING BUSINESS: EB-0000340
Pensacola - Panama City Beach - Tallahassee - Mobile

JASON J. FRICK P.E.
FL Reg. Engineer #86469

S. PALAFOX PLACE
PEDESTRIAN
IMPROVEMENTS

NO.	DATE	APPR.	REVISION/ACTION TAKEN

NOT RELEASED FOR CONSTRUCTION BY ____ DATE __/__/__

PROJECT NO: 24324.01
DESIGNED BY: JJF
DRAWN BY: RGG
CHK'D BY: MDL
PROJ. MGR: JJF
DATE: JULY 2025

PALAFOX PLACE
BOLLARD PLAN
AND CROSS-SECTIONS

C-127A

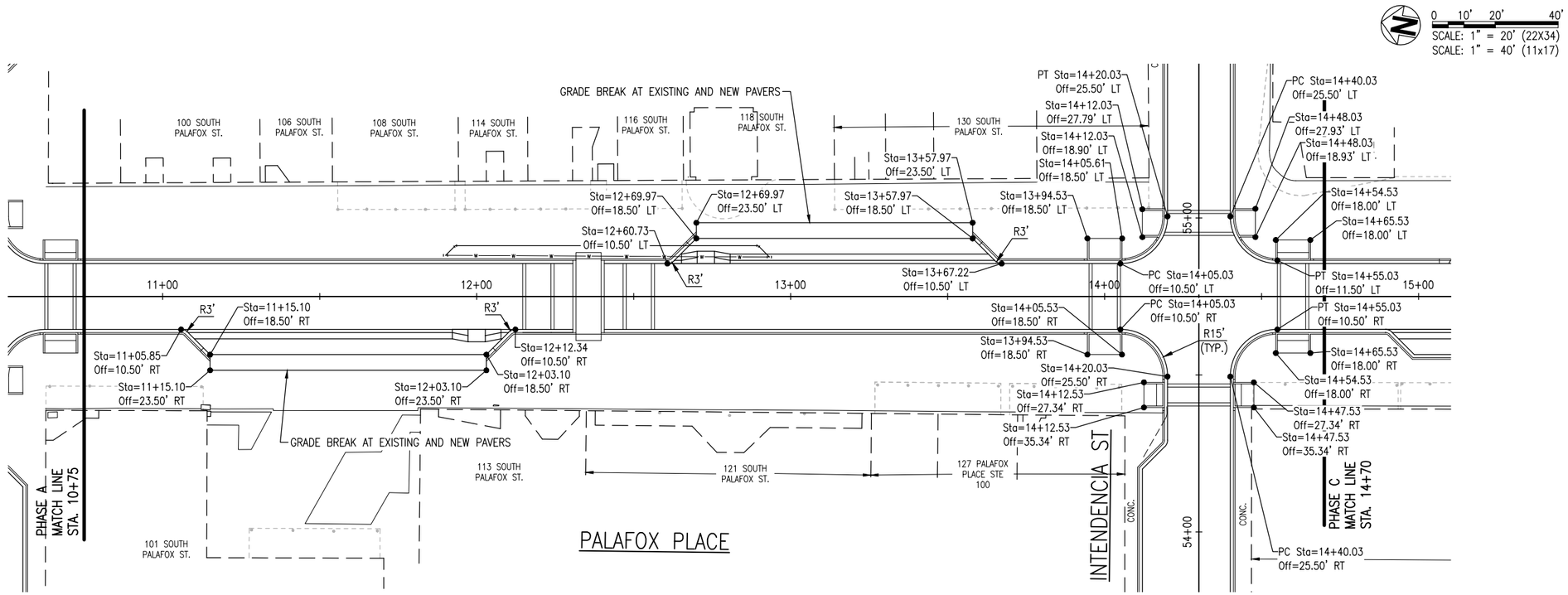

PHASE B

BASKERVILLE-DONOVAN, INC.
ENGINEERING THE SOUTH SINCE 1927
449 W. MAIN ST., PENSACOLA, FL 32502 (850)438-9661
ENGINEERING BUSINESS: EB-0000340
Pensacola - Panama City Beach - Tallahassee - Mobile

JASON J. FRICK P.E.
FL Reg. Engineer #86469

S. PALAFOX PLACE
PEDESTRIAN
IMPROVEMENTS

NO.	DATE	APPR.	REVISION/ACTION TAKEN

PROJECT NO: 24324.01
DESIGNED BY: MDL
DRAWN BY: RGG
CHK'D BY: MDL
PROJ. MGR: JJF
DATE: JULY 2025

NOT RELEASED FOR CONSTRUCTION BY ___ DATE __/__/__

PALAFOX PLACE
STAKING PLAN
STRIPING PLAN

C-128

E:\DWG\243\24324.03 Downtown Resurfacing\C-128 Staking-Rom-Ind.dwg, Jul 09, 2025 - 10:47:44AM, rgeiger

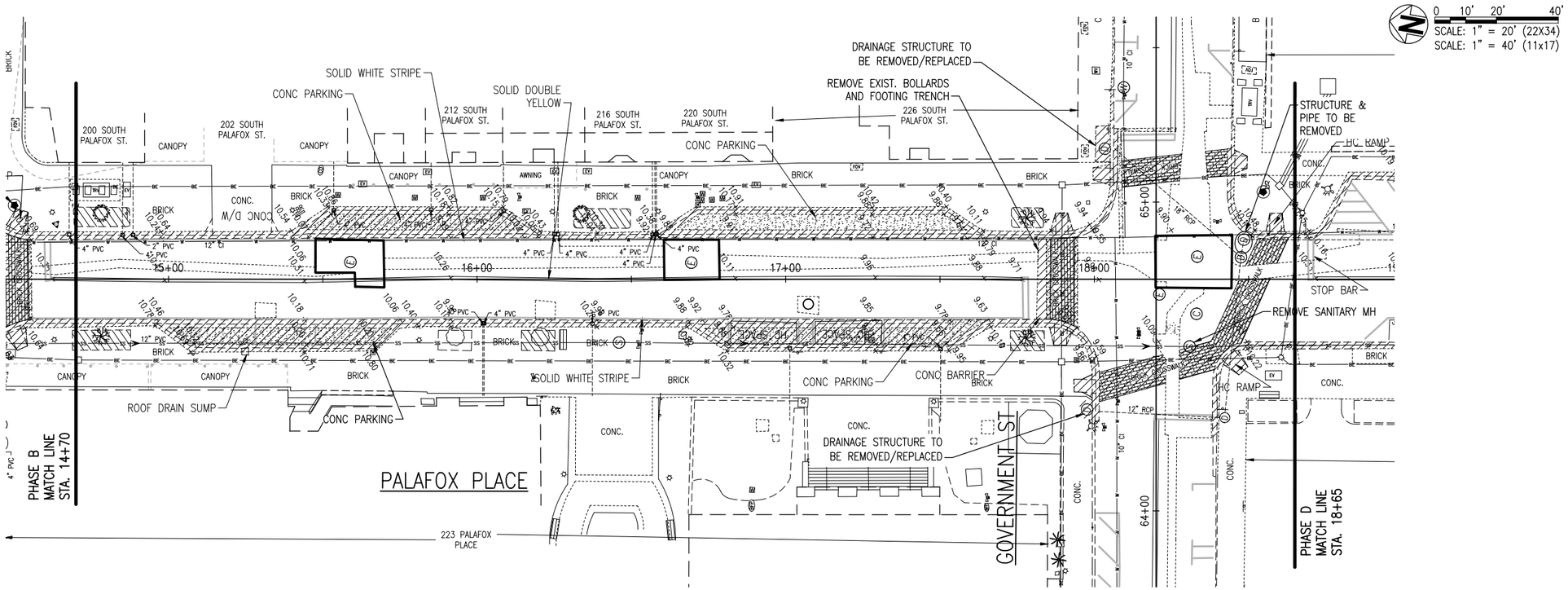

NOTES:

1. PAVEMENT CUTS SHALL BE PERFORMED BY SAWCUTTING AND SHALL BE FULL-DEPTH TO ENSURE CLEAN EDGES AND MINIMIZE DISTURBANCES TO ADJACENT AREAS.
2. REMOVE PAVEMENT IN CONTROLLED SECTIONS USING METHODS THAT PREVENT DAMAGE TO UNDERLYING UTILITIES (e.g., WATER, GAS, ELECTRICAL, TELECOM).
3. HAND EXCAVATION OR LIGHT EQUIPMENT SHALL BE USED WITHIN 12 INCHES OF KNOWN UTILITY LINES, AS VERIFIED BY POTHOLING OR UTILITY LOCATES PRIOR TO WORK.
4. CONTRACTOR SHALL COORDINATE WITH UTILITY OWNERS AND COMPLY WITH ALL APPLICABLE STANDARDS FOR UTILITY PROTECTION. DISPOSE OF DEBRIS OFF-SITE PER LOCAL REGULATIONS. *

LEGEND

- Ⓓ DRAINAGE MANHOLE
- Ⓢ SANITARY SEWER MANHOLE
- Ⓔ ELECTRICAL MANHOLE
- Ⓒ COMMUNICATIONS MANHOLE
- Ⓦ POTABLE WATER MANHOLE
- GAS VALVE
- WATER VALVE
- SANITARY SEWER VALVE
- FPL UTILITY TRENCH LIMITS
- TO BE REMOVED

PHASE C

BASKERVILLE-DONOVAN, INC.
ENGINEERING THE SOUTH SINCE 1927
449 W. MAIN ST., PENSACOLA, FL 32502 (850)438-9661
ENGINEERING BUSINESS: EB-0000340
Pensacola - Panama City Beach - Tallahassee - Mobile

JASON J. FRICK P.E.
FL Reg. Engineer #86469

S. PALAFOX PLACE
PEDESTRIAN IMPROVEMENTS

NO.	DATE	APPR.	REVISION/ACTION TAKEN

NOT RELEASED FOR CONSTRUCTION BY ___ DATE __/__/__

PROJECT NO: 24324.01
DESIGNED BY: JJF
DRAWN BY: RGG
CHK'D BY: MDL
PROJ. MGR: JJF
DATE: JULY 2025

PALAFOX PLACE
EXISTING CONDITIONS / DEMOLITION PLAN

C-131

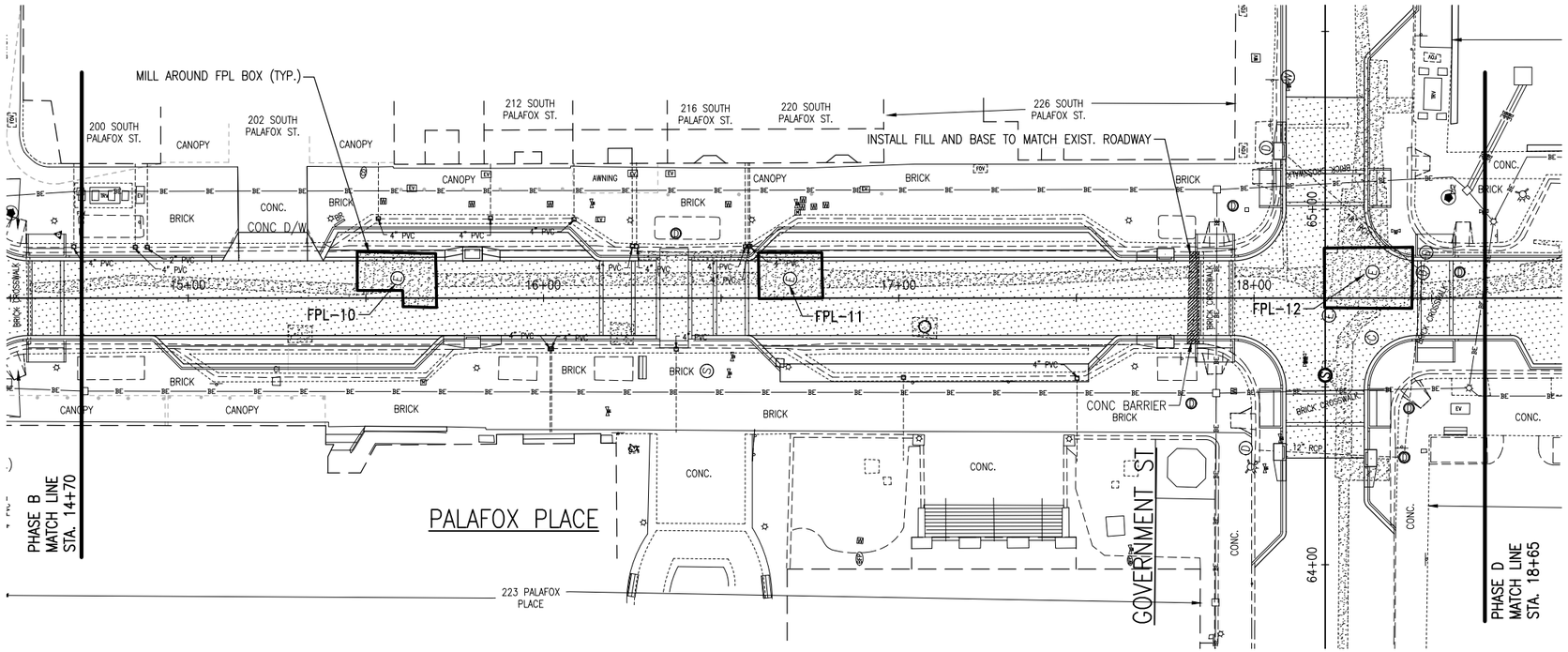

0 10' 20' 40'
SCALE: 1" = 20' (22X34)
SCALE: 1" = 40' (11x17)

LEGEND

- DRAINAGE MANHOLE
- SANITARY SEWER MANHOLE
- ELECTRICAL MANHOLE
- COMMUNICATIONS MANHOLE
- POTABLE WATER MANHOLE
- GAS VALVE
- WATER VALVE
- SANITARY SEWER VALVE
- MILLING
- FPL VAULT

NOTE:

1. CLEAN SURFACE OF DIRT, WATER, DEBRIS AND LOOSE MATERIALS AFTER MILLING.
2. PACK MILLING EDGES WITH MATERIAL TO TAPER TRANSITION BEFORE RELEASING ANY TRAFFIC. NO TRANSITION OVER 0.5 INCHES.
3. MILL ASPHALT PAVEMENT A DEPTH OF 1.5"–3.0" TO REMOVE SURFACE COURSE AND ACHIEVE A UNIFORM BASE.

PHASE C

BASKERVILLE-DONOVAN, INC.
ENGINEERING THE SOUTH SINCE 1927
449 W. MAIN ST., PENSACOLA, FL 32502 (850)438-9661
ENGINEERING BUSINESS: EB-0000340
Pensacola - Panama City Beach - Tallahassee - Mobile

JASON J. FRICK P.E.
FL Reg. Engineer #86469

S. PALAFOX PLACE
PEDESTRIAN
IMPROVEMENTS

NO.	DATE	APPR.	REVISION/ACTION TAKEN

NOT RELEASED FOR CONSTRUCTION BY ___ DATE __/__/__

PROJECT NO: 24324.01
DESIGNED BY: MDL
DRAWN BY: RGG
CHK'D BY: MDL
PROJ. MGR: JJF
DATE: JULY 2025

PALAFOX PLACE
MILLING PLNA

C-132

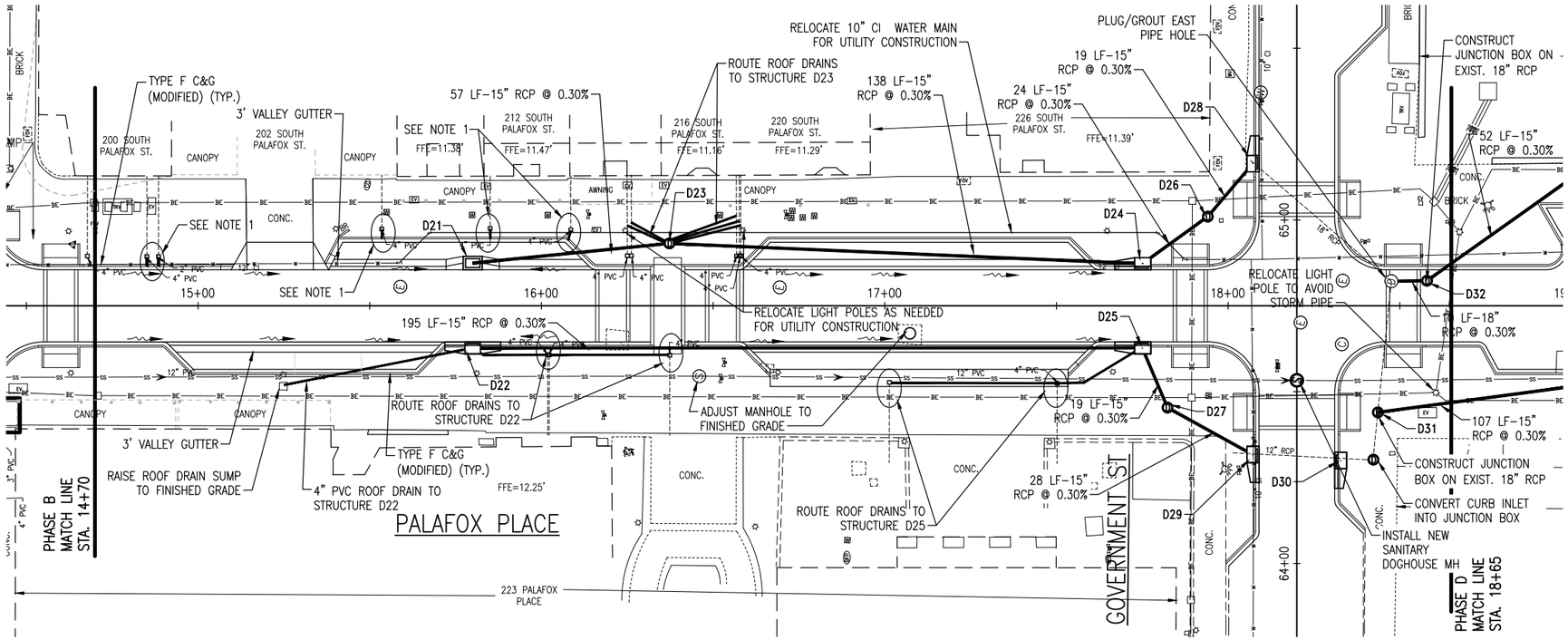

0 10' 20' 40'
SCALE: 1" = 20' (22X34)
SCALE: 1" = 40' (11x17)

LEGEND

- DRAINAGE MANHOLE
- SANITARY SEWER MANHOLE
- ELECTRICAL MANHOLE
- COMMUNICATIONS MANHOLE
- POTABLE WATER MANHOLE
- GAS VALVE
- WATER VALVE
- SANITARY SEWER VALVE
- 10.44 NEW SPOT GRADE
- DRAINAGE FLOW DIRECTON

NOTES:

1. ALL ROOF DRAIN PIPING EXTENSIONS SHALL BE EPOXY COATED DUCTILE IRON.
2. ALL ROOF DRAIN PIPING SHALL AT A MINIMUM MATCH THE SLOPE OF THE PEDESTRIAN WALK EXTENSION AND EXIT WITHIN THE CURB FACE.
3. EXTEND ROOF DRAINS TO CURB-O-LET FITTING.

DRAINAGE STRUCTURE TABLE PHASE C

STRUCTURE	TYPE	STATION	OFFSET	THROAT/TOP ELEV	INVERT ELEV	INVERT ELEV	INVERT ELEV	REMARKS
D21	FDOT TYPE C	15+80	12.50' LT	9.71	N ± 8.12	S ± 5.81		WEEP HOLE
D22	FDOT TYPE 6	15+80	12.25' RT	9.71		S ± 6.63		WEEP HOLE
D23	JUNCTION BOX	16+37.26	18.18' LT	10.70	N ± 5.64	S ± 5.64		WEEP HOLE
D24	FDOT TYPE 5	17+75	12.25' LT	9.31		SE ± 7.53	N ± 5.33	WEEP HOLE
D25	FDOT TYPE 5	17+75	12.25' RT	9.31	N ± 6.06	W ± 6.04		WEEP HOLE
D26	JUNCTION BOX	17+94.06	25.94' LT	10.15	NW ± 7.47	SE ± 7.46		
D27	JUNCTION BOX	17+82.33	29.62' RT	10.20	E ± 5.99	SW ± 5.99		
D28	FDOT TYPE 5	18+07.18	41.51' LT	9.68	SW ± 7.40 (EXIST)	NW ± 7.41		
D29	FDOT TYPE 5	18+07.26	43.40' RT	9.88	S ± 7.93 (EXIST)	NE ± 5.90		
D30	FDOT TYPE 5	18+32.76	45.13' RT	9.89	S ± 5.17 (EXIST)	N ± 5.17 (EXIST)		WEEP HOLE

PAVEMENT ELEVATION TABLE PHASE C

STATION	ELEVATION				
	Center Line	R EOP	L EOP	R Parking	L Parking
15+50	10.07	9.86	9.86	0	0
16+00	10.019	9.809	9.809	0	0
16+50	10.143	9.933	9.933	0	0
17+00	9.894	9.684	9.684	0	0
17+50	9.645	9.435	9.435	0	0
18+50	10.32	10.109	10.109	0	0
19+00	10.01	9.80	9.80	9.604	9.44

PHASE C

BASKERVILLE-DONOVAN, INC.
ENGINEERING THE SOUTH SINCE 1927
449 W. MAIN ST., PENSACOLA, FL 32502 (850)438-9661
ENGINEERING BUSINESS: EB-0000340
Pensacola - Panama City Beach - Tallahassee - Mobile

JASON J. FRICK P.E.
FL Reg. Engineer #86469

S. PALAFOX PLACE
PEDESTRIAN
IMPROVEMENTS

NO.	DATE	APPR.	REVISION/ACTION TAKEN

NOT RELEASED FOR CONSTRUCTION BY ___ DATE __/__/__

PROJECT NO: 24324.01
DESIGNED BY: MDL
DRAWN BY: RGG
CHK'D BY: MDL
PROJ. MGR: JJF
DATE: JULY 2025

PALAFOX PLACE
DRAINAGE PLAN

C-133

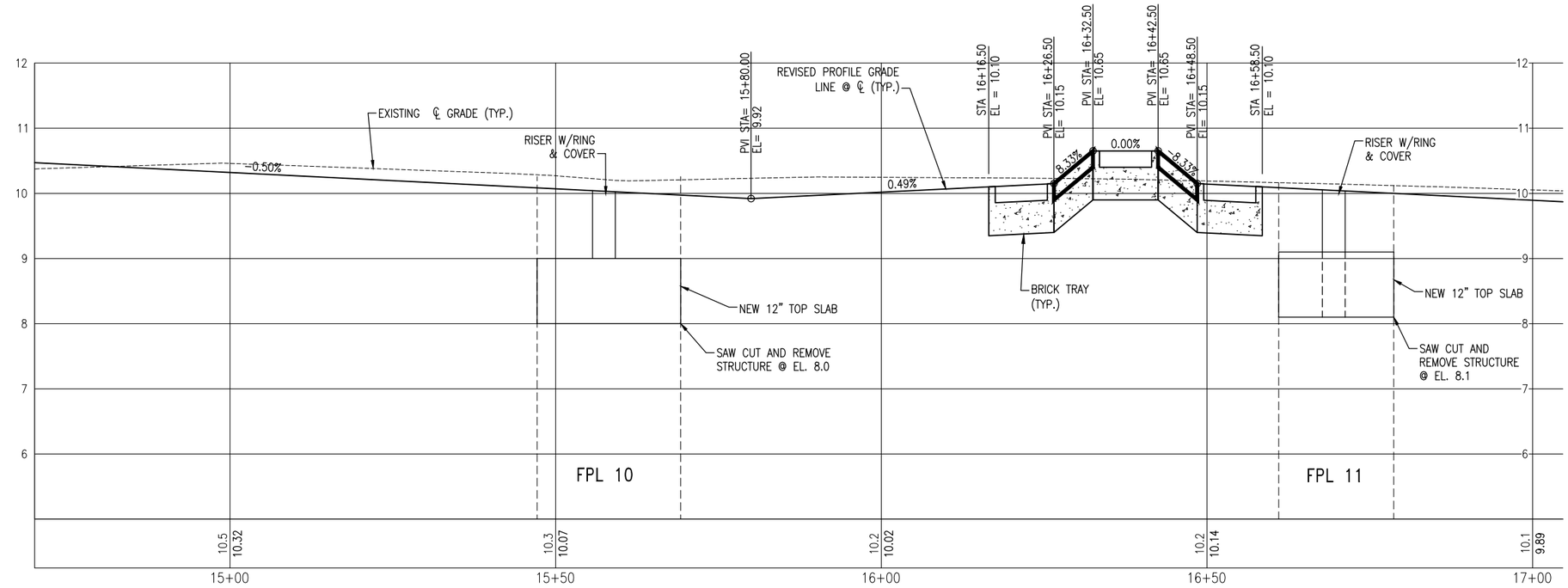

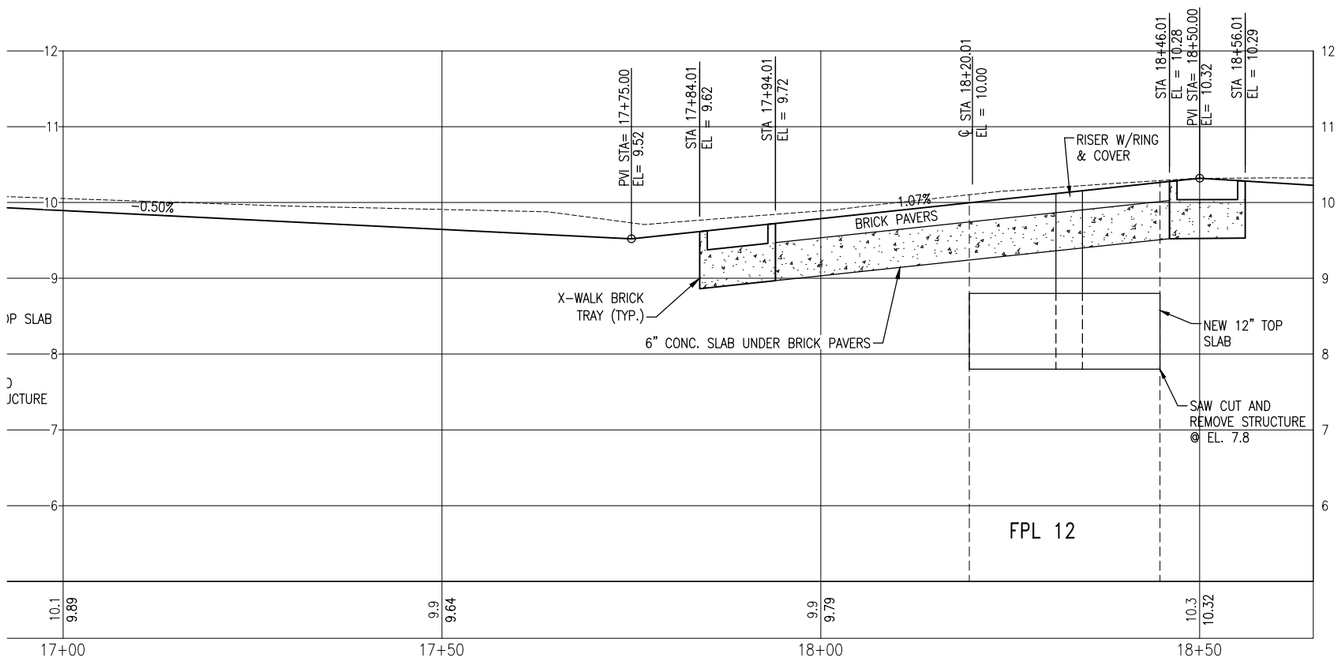

0 5' 10' 20'
SCALE: 1" = 10'
1" = 10' (22x34)
1" = 20' (11x17)

0 0.5' 1' 2'
SCALE: 1" = 1'
1" = 1' (22x34)
1" = 2' (11x17)

PHASE C

BASKERVILLE-DONOVAN, INC.
ENGINEERING THE SOUTH SINCE 1927
449 W. MAIN ST., PENSACOLA, FL 32502 (850)438-9661
ENGINEERING BUSINESS: EB-0000340
Pensacola - Panama City Beach - Tallahassee - Mobile

JASON J. FRICK P.E.
FL Reg. Engineer #86469

S. PALAFOX PLACE
PEDESTRIAN
IMPROVEMENTS

NO.	DATE	APPR.	REVISION/ACTION TAKEN

NOT RELEASED FOR CONSTRUCTION BY ___ DATE __/__/__

PROJECT NO: 24324.01
DESIGNED BY: MDL
DRAWN BY: RGG
CHK'D BY: MDL
PROJ. MGR: JJF
DATE: JULY 2025

PALAFOX PLACE
CENTERLINE PROFILE

C-134

E:\DWG\243\24324.03 Downtown Resurfacing\C-134 Profile.dwg, Jul 09, 2025 - 10:48:17AM, rgeiger

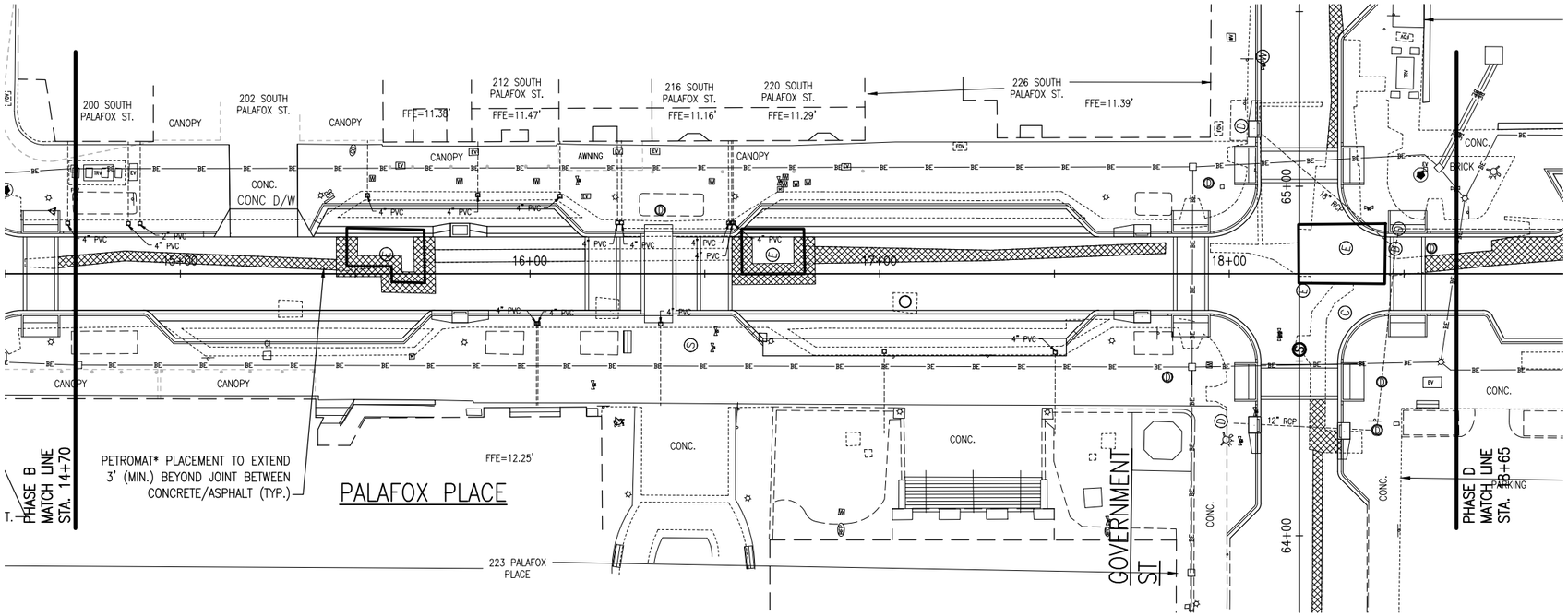

0 10' 20' 40'
SCALE: 1" = 20' (22X34)
SCALE: 1" = 40' (11x17)

LEGEND

PETROMAT

* FURNISH AND INSTALL A NONWOVEN POLYPROPYLENE PAVING FABRIC (PETROMAT AS MANUFACTURED BY PROPEX OPERATING COMPANY, LLC, OR APPROVED EQUAL) AS A MOISTURE BARRIER AND STRESS-ABSORBING INTERLAYER IN ASPHALT PAVEMENT CONSTRUCTION. THE FABRIC SHALL MEET AASHTO M 288 GUIDELINES FOR PAVING FABRICS AND HAVE A MINIMUM GRAB TENSILE STRENGTH OF 100 LBS (ASTM D4632). APPLY AN ASPHALT TACK COAT AT A RATE OF 0.20–0.25 GALLONS PER SQUARE YARD, ENSURING FULL SATURATION OF THE FABRIC PRIOR TO PLACEMENT OF THE ASPHALT OVERLAY. INSTALL IN ACCORDANCE WITH MANUFACTURER'S RECOMMENDATIONS AND PROJECT SPECIFICATIONS. APPROVED EQUALS MUST DEMONSTRATE EQUIVALENT PERFORMANCE IN REDUCING REFLECTIVE CRACKING AND WATER INFILTRATION, SUBJECT TO ENGINEER'S APPROVAL.

PHASE C

BASKERVILLE-DONOVAN, INC.
ENGINEERING THE SOUTH SINCE 1927
449 W. MAIN ST., PENSACOLA, FL 32502 (850)438-9661
ENGINEERING BUSINESS: EB-0000340
Pensacola - Panama City Beach - Tallahassee - Mobile

JASON J. FRICK P.E.
FL Reg. Engineer #86469

S. PALAFOX PLACE
PEDESTRIAN
IMPROVEMENTS

NO.	DATE	APPR.	REVISION/ACTION TAKEN

NOT RELEASED FOR CONSTRUCTION BY ___ DATE __/__/__

PROJECT NO: 24324.01
DESIGNED BY: MDL
DRAWN BY: RGG
CHK'D BY: MDL
PROJ. MGR: JJF
DATE: JULY 2025

PALAFOX PLACE
PETROMAT PLACEMENT
PLAN

C-135

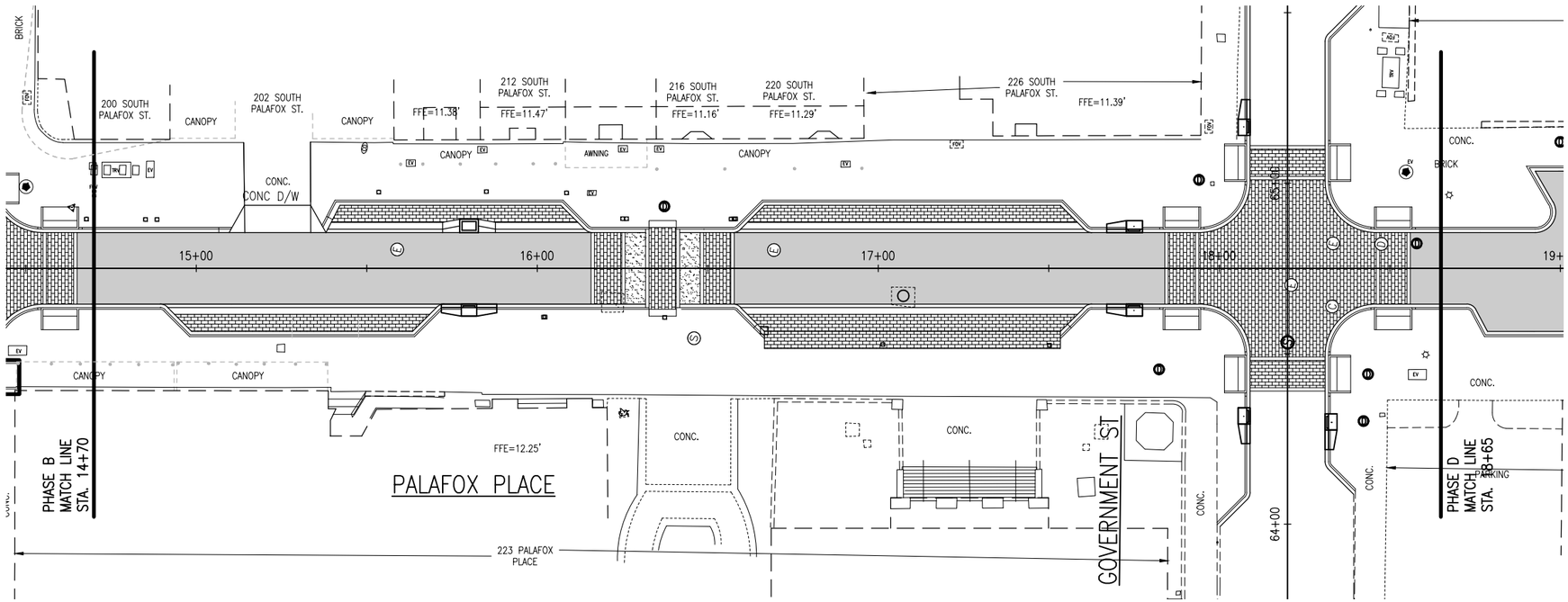

0 10' 20' 40'
SCALE: 1" = 20' (22X34)
SCALE: 1" = 40' (11x17)

LEGEND

- DRAINAGE MANHOLE
- SANITARY SEWER MANHOLE
- ELECTRICAL MANHOLE
- COMMUNICATIONS MANHOLE
- POTABLE WATER MANHOLE
- GAS VALVE
- WATER VALVE
- SANITARY SEWER VALVE
- PAVEMENT OVERLAY
- BRICK PAVERS
- CONCRETE

NOTES:

1. THE PAVER HATCH SHOWN ON CIVIL DRAWINGS IS GENERIC. REFER TO LANDSCAPE PLANS FOR AUTHORITATIVE PAVER LAYOUT, WHICH TAKES PRECEDENCE.

PHASE C

BASKERVILLE-DONOVAN, INC.
ENGINEERING THE SOUTH SINCE 1927
449 W. MAIN ST., PENSACOLA, FL 32502 (850)438-9661
ENGINEERING BUSINESS: EB-0000340
Pensacola - Panama City Beach - Tallahassee - Mobile

JASON J. FRICK P.E.
FL Reg. Engineer #86469

S. PALAFOX PLACE
PEDESTRIAN
IMPROVEMENTS

NO.	DATE	APPR.	REVISION/ACTION TAKEN

NOT RELEASED FOR CONSTRUCTION BY ___ DATE __/__/__

PROJECT NO: 24324.01
DESIGNED BY: MDL
DRAWN BY: RGG
CHK'D BY: MDL
PROJ. MGR: JJF
DATE: JULY 2025

PALAFOX PLACE
OVERLAY PLAN

C-136

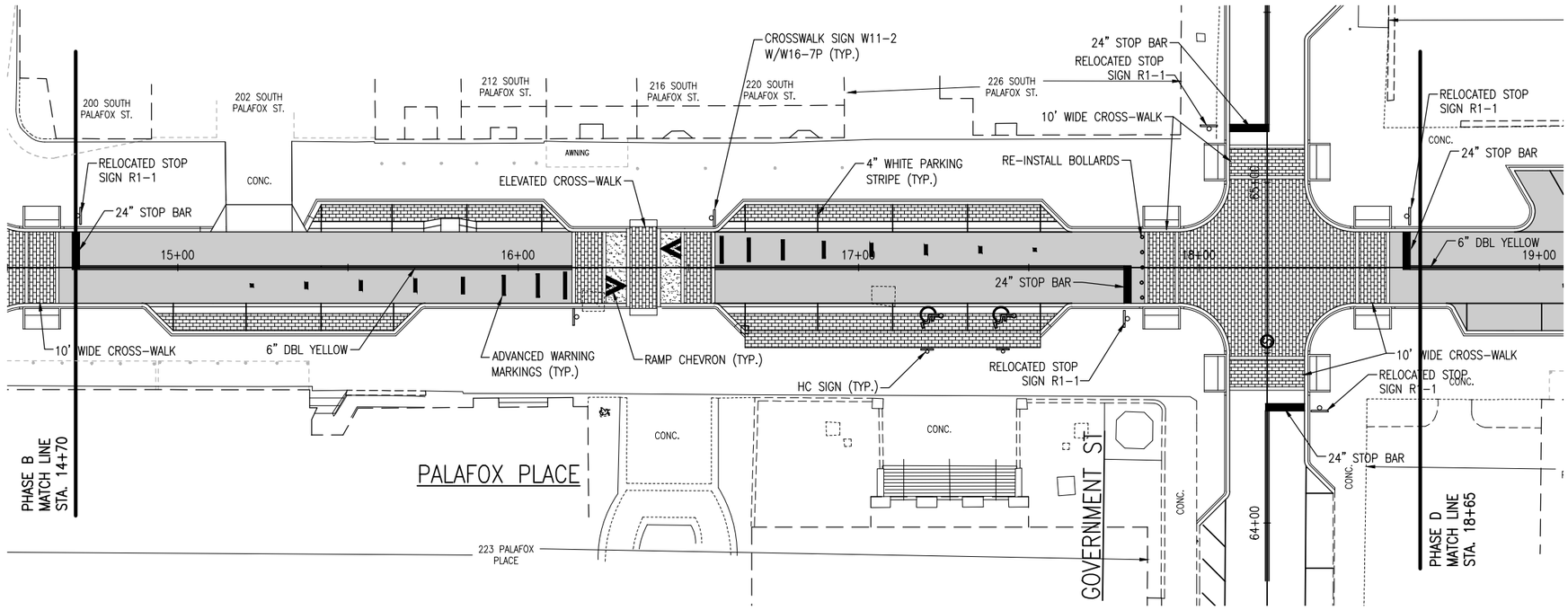

PHASE C

BASKERVILLE-DONOVAN, INC.
ENGINEERING THE SOUTH SINCE 1927
449 W. MAIN ST., PENSACOLA, FL 32502 (850)438-9661
ENGINEERING BUSINESS: EB-0000340
Pensacola - Panama City Beach - Tallahassee - Mobile

JASON J. FRICK P.E.
FL Reg. Engineer #86469

S. PALAFOX PLACE
PEDESTRIAN
IMPROVEMENTS

NO.	DATE	APPR.	REVISION/ACTION TAKEN

PROJECT NO: 24324.01
DESIGNED BY: MDL
DRAWN BY: RGG
CHK'D BY: MDL
PROJ. MGR: JJF
DATE: AUG 2025

NOT RELEASED FOR CONSTRUCTION BY ___ DATE __/__/____

PALAFOX PLACE
SIGNAGE /
STRIPING PLAN

C-137

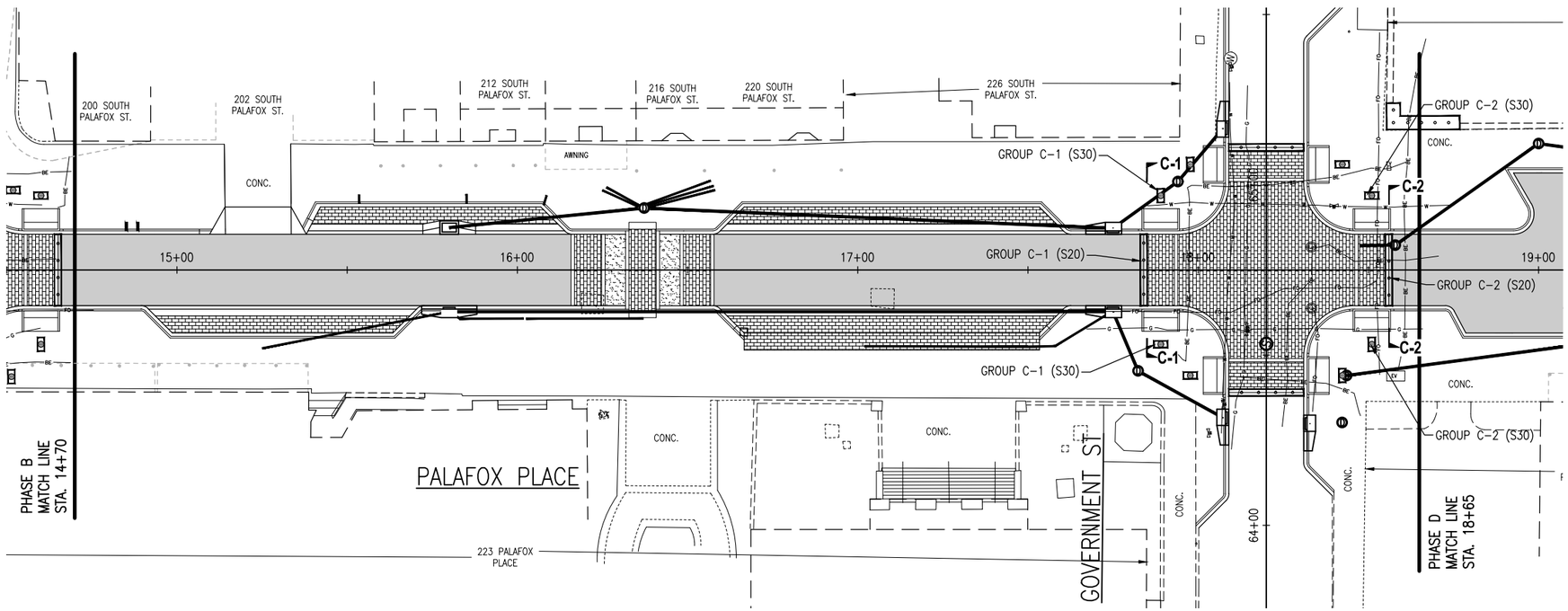

0 10' 20' 40'
SCALE: 1" = 20' (22X34)
SCALE: 1" = 40' (11x17)

0 5' 10' 20'
SCALE: 1" = 10'
1" = 10' (22x34)
1" = 20' (11x17)

0 1' 2' 4'
SCALE: 1" = 2'
1" = 2' (22x34)
1" = 4' (11x17)

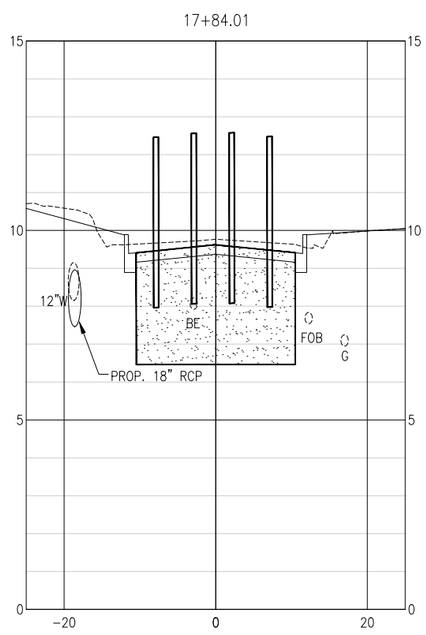

SECTION C-1

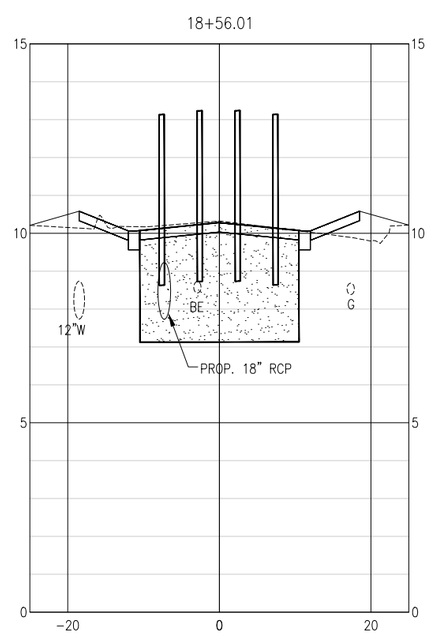

SECTION C-2

NOTES:

1. THE LOCATIONS OF BOLLARDS SHOWN ON THIS PLAN ARE BASED ON AVAILABLE UTILITY INFORMATION. IN THE EVENT OF A DISCOVERED CONFLICT WITH EXISTING UTILITIES DURING CONSTRUCTION, THE CONTRACTOR SHALL IMMEDIATELY NOTIFY THE ENGINEER/LANDSCAPE ARCHITECT AND COORDINATE FIELD ADJUSTMENTS TO BOLLARD PLACEMENT. THE CONTRACTOR SHALL VERIFY UTILITY LOCATIONS THROUGH FLORIDA 811 (SUNSHINE 811) OR OTHER APPROVED METHODS BEFORE COMMENCING WORK.

2. SEE SHEET C-215 (BOLLARD SCHEDULE) FOR GROUP IDENTIFICATION AND CORRESPONDING SIZE/STYLE.

PHASE C

BASKERVILLE-DONOVAN, INC.
ENGINEERING THE SOUTH SINCE 1927
449 W. MAIN ST., PENSACOLA, FL 32502 (850)438-9661
ENGINEERING BUSINESS: EB-0000340
Pensacola - Panama City Beach - Tallahassee - Mobile

JASON J. FRICK P.E.
FL Reg. Engineer #86469

S. PALAFOX PLACE
PEDESTRIAN
IMPROVEMENTS

NO.	DATE	APPR.	REVISION/ACTION TAKEN

NOT RELEASED FOR CONSTRUCTION BY ___ DATE __/__/__

PROJECT NO: 24324.01
DESIGNED BY: JJF
DRAWN BY: RGG
CHK'D BY: MDL
PROJ. MGR: JJF
DATE: JULY 2025

PALAFOX PLACE
BOLLARD PLAN
AND CROSS-SECTIONS

C-137A

E:\DWG\243\24324.03 Downtown Resurfacing\C-137A Bollard Plan-Ind-Gov.dwg, Jul 09, 2025 - 10:48:52AM, rgeiger

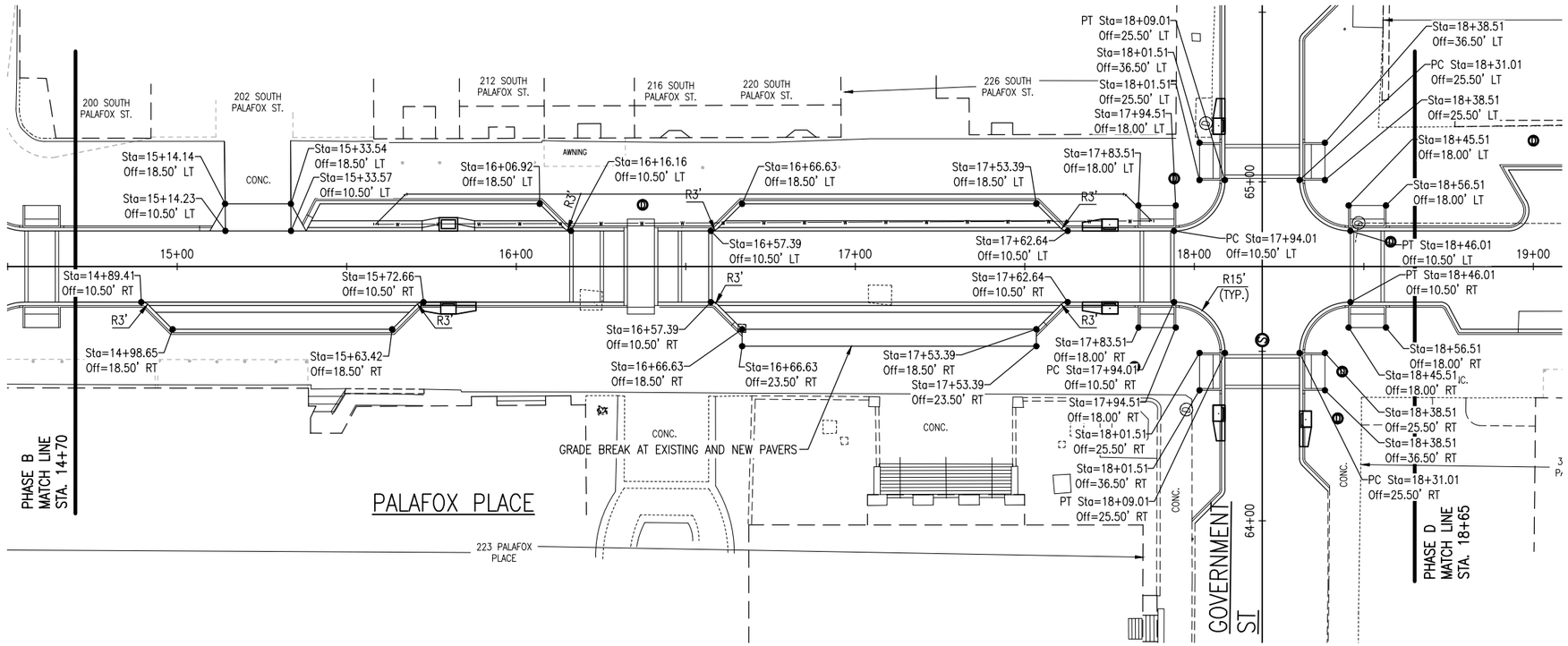

BASKERVILLE-DONOVAN, INC.
ENGINEERING THE SOUTH SINCE 1927
449 W. MAIN ST., PENSACOLA, FL 32502 (850)438-9661
ENGINEERING BUSINESS: EB-0000340
Pensacola - Panama City Beach - Tallahassee - Mobile

JASON J. FRICK P.E.
FL Reg. Engineer #86469

S. PALAFOX PLACE
PEDESTRIAN
IMPROVEMENTS

NO.	DATE	APPR.	REVISION/ACTION TAKEN

PROJECT NO: 24324.01
DESIGNED BY: MDL
DRAWN BY: RGG
CHK'D BY: MDL
PROJ. MGR: JJF
DATE: JULY 2025

NOT RELEASED FOR CONSTRUCTION BY ___ DATE __/__/__

PALAFOX PLACE
STAKING PLAN

C-138

E:\DWG\243\24324.03 Downtown Resurfacing\C-138 Staking-Ind-Gov.dwg, Jul 09, 2025 - 10:48:59AM, rgeiger

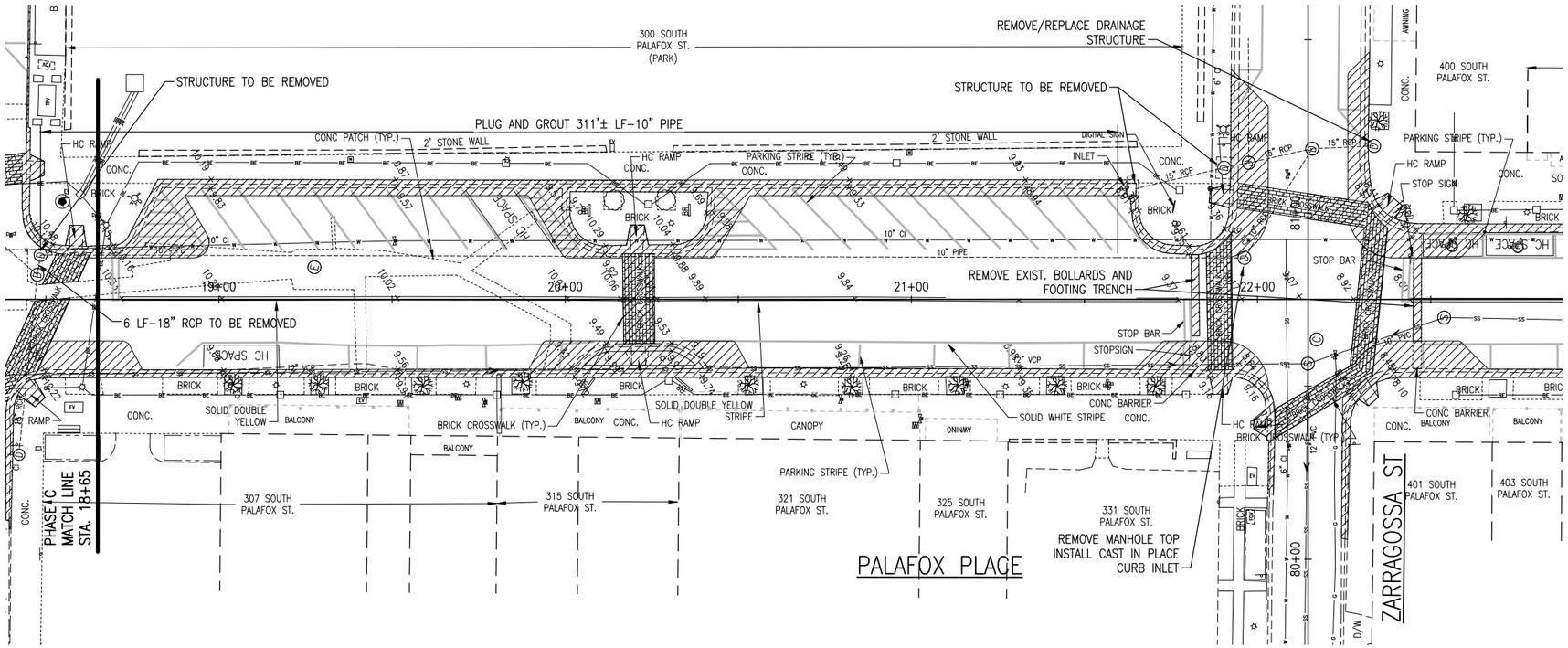

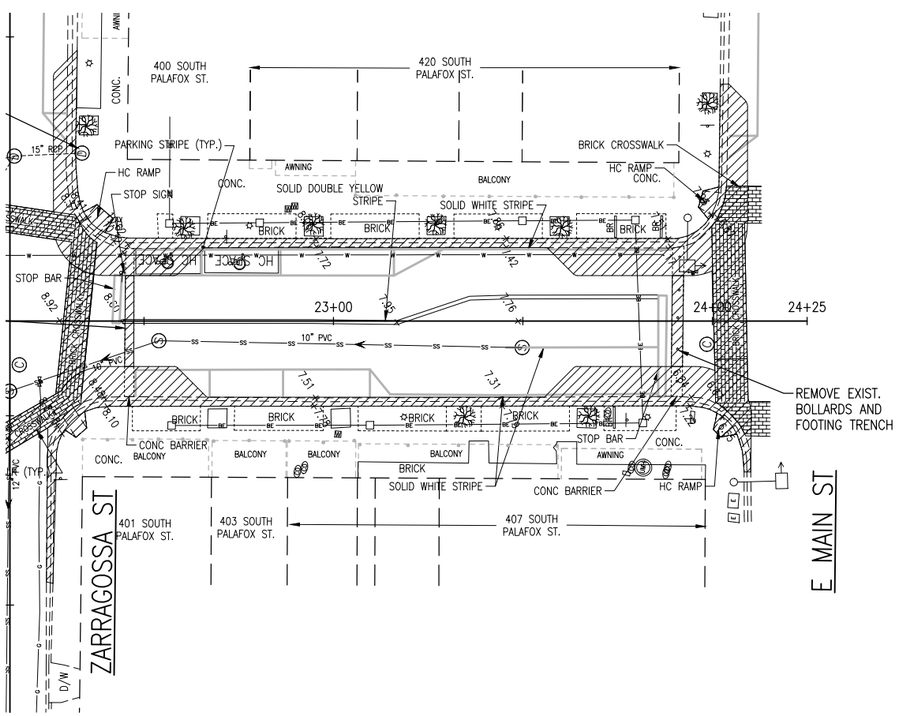

0 10' 20' 40'
SCALE: 1" = 20' (22X34)
SCALE: 1" = 40' (11x17)

LEGEND

- (D) DRAINAGE MANHOLE
- (S) SANITARY SEWER MANHOLE
- (E) ELECTRICAL MANHOLE
- (C) COMMUNICATIONS MANHOLE
- (W) POTABLE WATER MANHOLE
- GAS VALVE
- WATER VALVE
- SANITARY SEWER VALVE
- FPL UTILITY TRENCH LIMITS
- TO BE REMOVED

NOTES:

1. PAVEMENT CUTS SHALL BE PERFORMED BY SAWCUTTING AND SHALL BE FULL-DEPTH TO ENSURE CLEAN EDGES AND MINIMIZE DISTURBANCES TO ADJACENT AREAS.
2. REMOVE PAVEMENT IN CONTROLLED SECTIONS USING METHODS THAT PREVENT DAMAGE TO UNDERLYING UTILITIES (e.g., WATER, GAS, ELECTRICAL, TELECOM).
3. HAND EXCAVATION OR LIGHT EQUIPMENT SHALL BE USED WITHIN 12 INCHES OF KNOWN UTILITY LINES, AS VERIFIED BY POTHOLING OR UTILITY LOCATES PRIOR TO WORK.
4. CONTRACTOR SHALL COORDINATE WITH UTILITY OWNERS AND COMPLY WITH ALL APPLICABLE STANDARDS FOR UTILITY PROTECTION. DISPOSE OF DEBRIS OFF-SITE PER LOCAL REGULATIONS. *

PHASE D

BASKERVILLE-DONOVAN, INC.
ENGINEERING THE SOUTH SINCE 1927
449 W. MAIN ST., PENSACOLA, FL 32502 (850)438-9661
ENGINEERING BUSINESS: EB-0000340
Pensacola - Panama City Beach - Tallahassee - Mobile

JASON J. FRICK P.E.
FL Reg. Engineer #86469

S. PALAFOX PLACE
PEDESTRIAN IMPROVEMENTS

NO.	DATE	APPR.	REVISION/ACTION TAKEN

NOT RELEASED FOR CONSTRUCTION BY ___ DATE __/__/__

PROJECT NO: 24324.01
DESIGNED BY: JJF
DRAWN BY: RGG
CHK'D BY: MDL
PROJ. MGR: JJF
DATE: JULY 2025

PALAFOX PLACE
EXISTING CONDITIONS / DEMOLITION PLAN

C-141

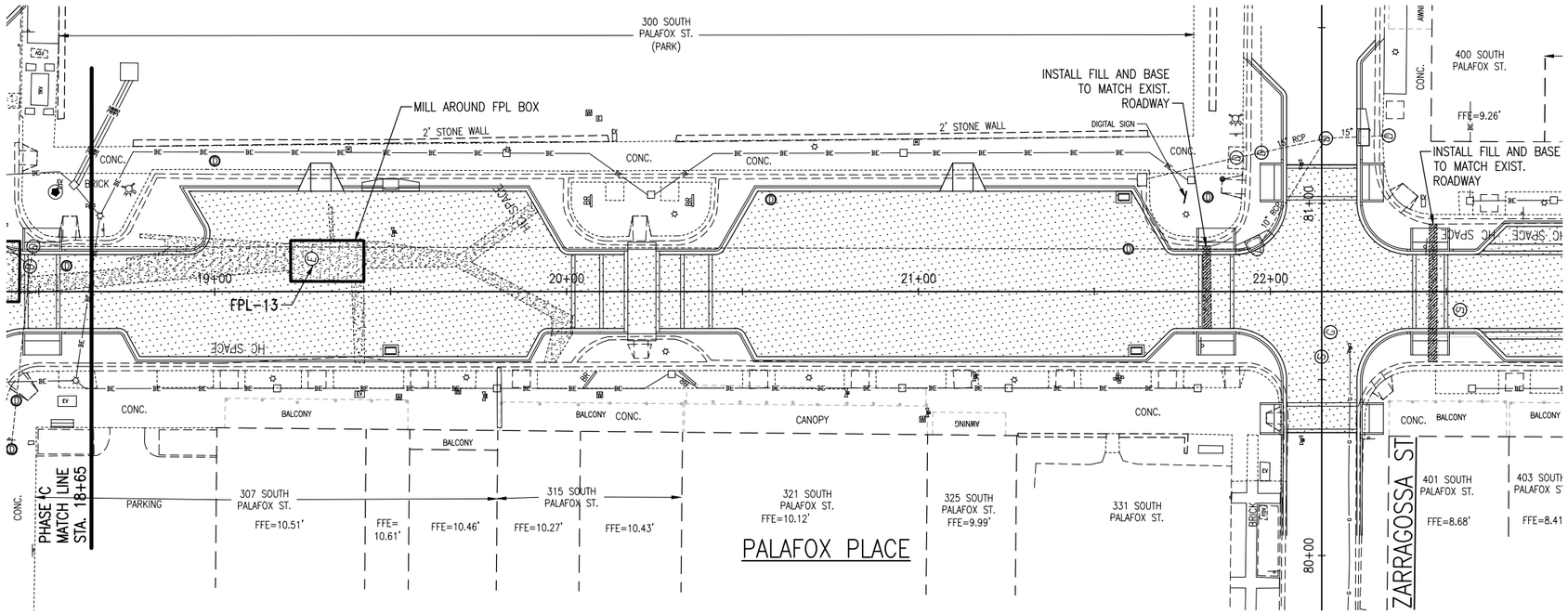

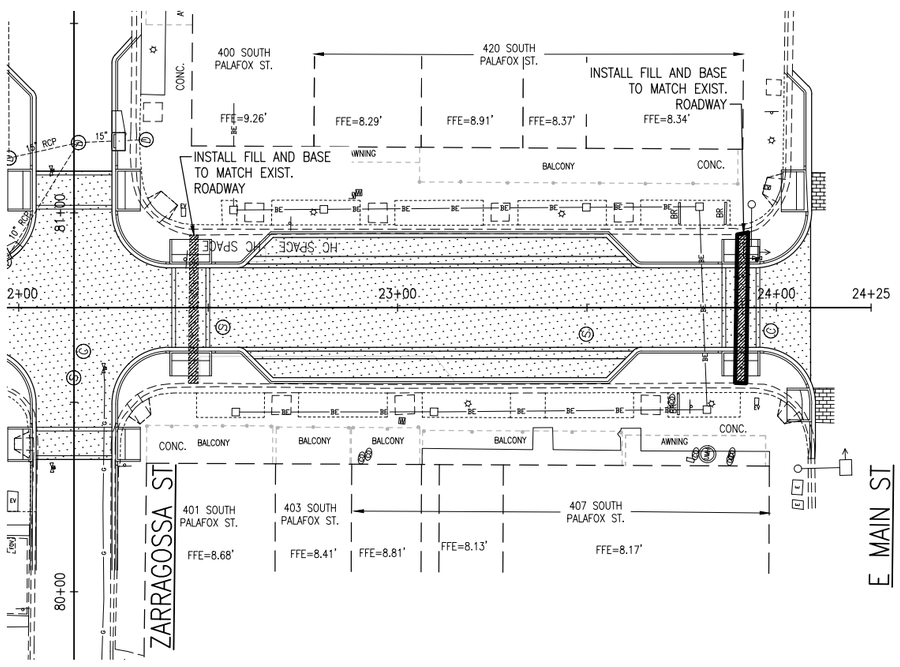

0 10' 20' 40'
SCALE: 1" = 20' (22X34)
SCALE: 1" = 40' (11x17)

LEGEND

- DRAINAGE MANHOLE
- SANITARY SEWER MANHOLE
- ELECTRICAL MANHOLE
- COMMUNICATIONS MANHOLE
- POTABLE WATER MANHOLE
- GAS VALVE
- WATER VALVE
- SANITARY SEWER VALVE
- MILLING
- FPL VAULT

NOTE:

1. CLEAN SURFACE OF DIRT, WATER, DEBRIS AND LOOSE MATERIALS AFTER MILLING.
2. PACK MILLING EDGES WITH MATERIAL TO TAPER TRANSITION BEFORE RELEASING ANY TRAFFIC. NO TRANSITION OVER 0.5 INCHES.
3. MILL ASPHALT PAVEMENT A DEPTH OF 1.5"–3.0" TO REMOVE SURFACE COURSE AND ACHIEVE A UNIFORM BASE.

PHASE D

BASKERVILLE-DONOVAN, INC.
ENGINEERING THE SOUTH SINCE 1927
449 W. MAIN ST., PENSACOLA, FL 32502 (850)438-9661
ENGINEERING BUSINESS: EB-0000340
Pensacola - Panama City Beach - Tallahassee - Mobile

JASON J. FRICK P.E.
FL Reg. Engineer #86469

S. PALAFOX PLACE
PEDESTRIAN
IMPROVEMENTS

NO.	DATE	APPR.	REVISION/ACTION TAKEN

NOT RELEASED FOR CONSTRUCTION BY ___ DATE __/__/__

PROJECT NO: 24324.01
DESIGNED BY: MDL
DRAWN BY: RGG
CHK'D BY: MDL
PROJ. MGR: JJF
DATE: JULY 2025

PALAFOX PLACE
MILLING PLAN

C-142

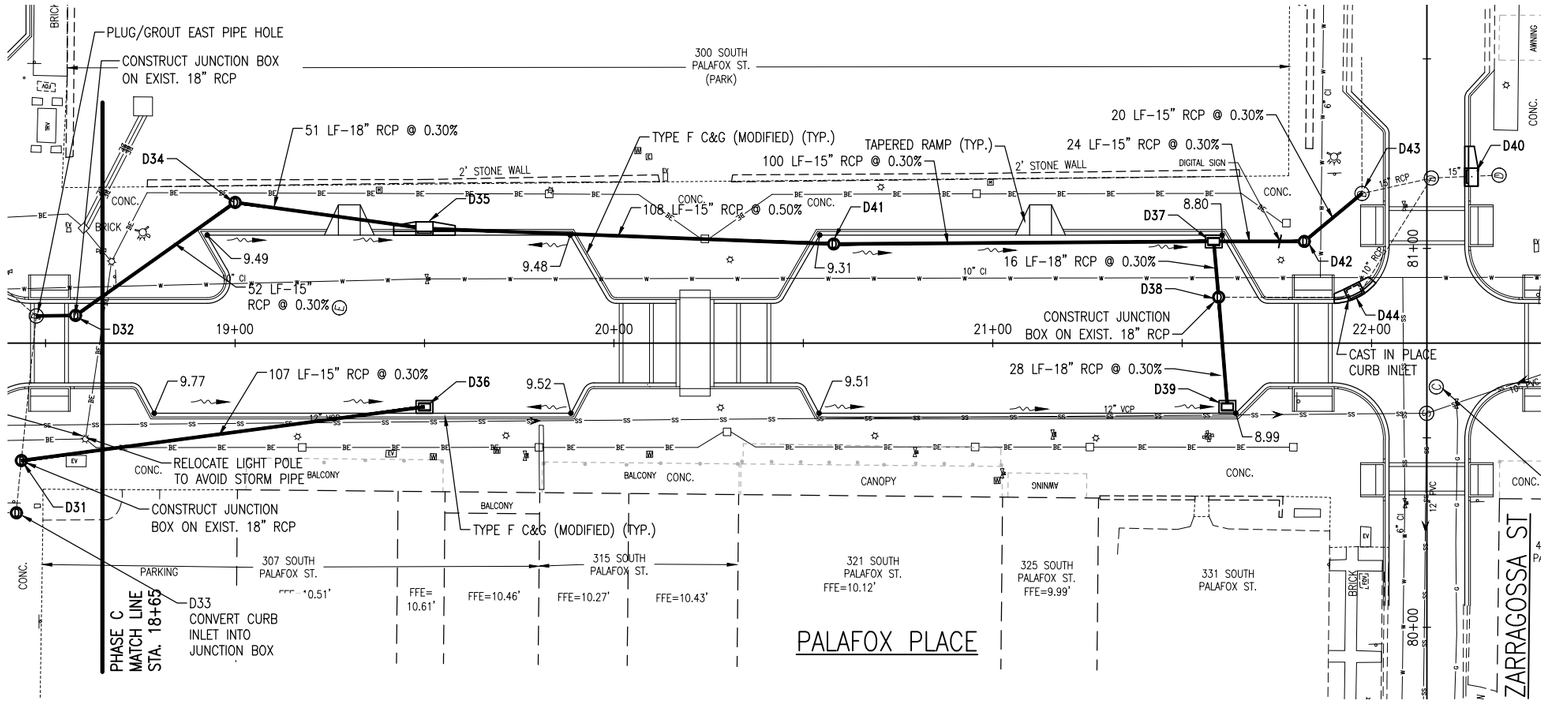

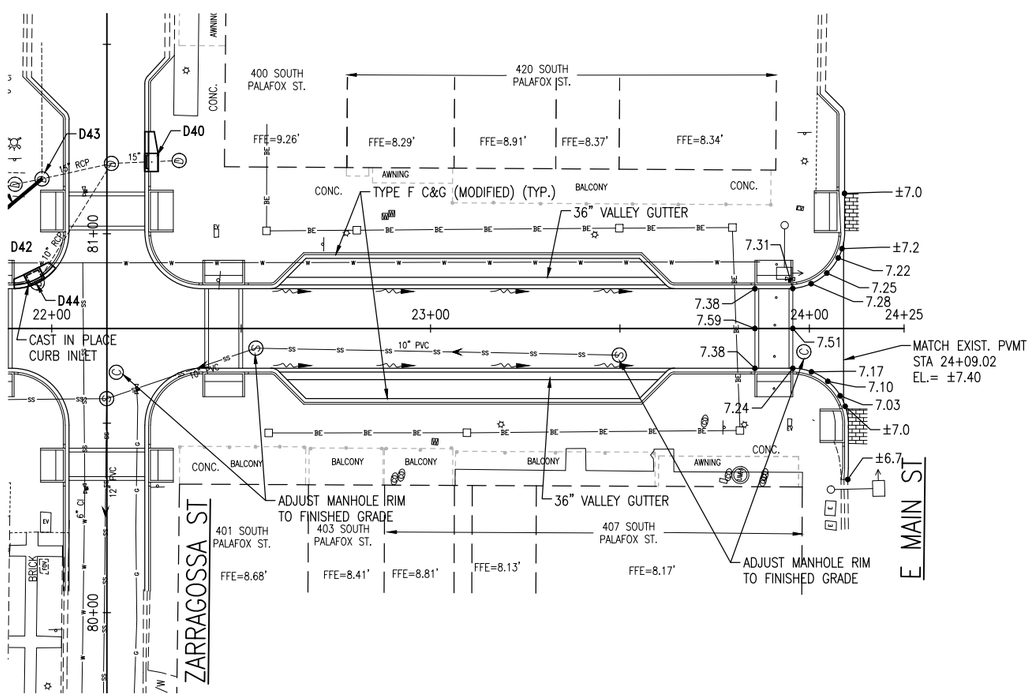

SCALE: 1" = 20' (22X34)
SCALE: 1" = 40' (11x17)

LEGEND

- D — DRAINAGE MANHOLE
- S — SANITARY SEWER MANHOLE
- E — ELECTRICAL MANHOLE
- C — COMMUNICATIONS MANHOLE
- W — POTABLE WATER MANHOLE
- GAS VALVE
- WATER VALVE
- SANITARY SEWER VALVE
- 10.44 — NEW SPOT GRADE
- DRAINAGE FLOW DIRECTON

NOTES:

1. ALL ROOF DRAIN PIPING EXTENSIONS SHALL BE EPOXY COATED DUCTILE IRON.
2. ALL ROOF DRAIN PIPING SHALL AT A MINIMUM MATCH THE SLOPE OF THE PEDESTRIAN WALK EXTENSION AND EXIT WITHIN THE CURB FACE.

DRAINAGE STRUCTURE TABLE PHASE D

STRUCTURE	TYPE	STATION	OFFSET	THROAT/TOP ELEV	INVERT ELEV	INVERT ELEV	INVERT ELEV	INVERT ELEV
D31	JUNCTION BOX	18+43.60	31.00' RT	10.57	S 15" = ± 6.00	W 18" = ± 6.00	E 18" = ± 6.30	
D32	JUNCTION BOX	18+57.88	7.30' LT	10.13	N 18" = ± 6.67	SE 15" = ± 6.71		
D33	JUNCTION BOX	18+42.29	44.79' RT	9.69	W 15" = 5.17	E 15" = 5.17	N 12" = 7.46	
D34	JUNCTION BOX	19+00	37.12'LT	10.13	NW 15" = 6.86	S 18" = 6.87		
D35	FDOT TYPE 6	19+50	30.25' LT	9.13	N 18" = ±7.00	S 18" = ±7.00		
D36	FDOT TYPE C	19+50	16.83' RT	9.36	N 15" = ±8.09			
D37	FDOT TYPE C	21+58.33	26.83' LT	8.80	S 15" = ±5.90	N 15" = ±5.96		
D38	JUNCTION BOX	21+59.61	12.11' LT	9.10	S 10" = ±6.50	W 18" = ±6.5	E 18" = ±6.5	
D39	FDOT TYPE C	21+61.92	16.83' RT	8.99	E 18" = ±6.60			
D40	FDOT TYPE 5	22+26.35	43.93' LT	8.60	N 15" = ±5.72			
D41	JUNCTION BOX	20+58	26.14' LT	9.32	N 15" = ±6.45	S 15" = ±6.45		
D42	JUNCTION BOX	22+82.22	26.83' LT	9.00	N 15" = ±5.82	SE 15" = ±5.79		
D43	JUNCTION BOX	21+97.45	39.48' LT	8.68	E 18" = ±5.44	N 15" = ±5.49	S 15" = ±5.43	NW 15" = ±5.75
D44	FDOT TYPE 6	21+95.39	13.67' LT	9.10	N 10" = ± 6.37	SE 10" = ± 6.39		

PAVEMENT ELEVATION TABLE PHASE D

STATION	ELEVATION				
	Center Line	R EOP	L EOP	R Parking	L Parking
18+50	10.32	10.109	10.109	0	0
19+00	10.01	9.80	9.80	9.604	9.44
19+50	9.70	9.49	9.49	9.33	9.13
20+00	9.948	9.738	9.738	0	0
20+50	9.908	9.698	9.698	9.538	9.338
21+00	9.647	9.437	9.437	9.277	9.077
21+50	9.385	9.175	9.175	9.015	8.815
22+50	8.511	8.301	8.301	0	0
23+00	8.00	7.79	7.79	7.894	7.894
23+50	7.725	7.515	7.515	7.619	7.619
24+00	7.45	7.24	7.24	0	0

PHASE D

BASKERVILLE-DONOVAN, INC.
ENGINEERING THE SOUTH SINCE 1927
449 W. MAIN ST., PENSACOLA, FL 32502 (850)438-9661
ENGINEERING BUSINESS: EB-0000340
Pensacola - Panama City Beach - Tallahassee - Mobile

JASON J. FRICK P.E.
FL Reg. Engineer #86469

S. PALAFOX PLACE
PEDESTRIAN IMPROVEMENTS

NO.	DATE	APPR.	REVISION/ACTION TAKEN

NOT RELEASED FOR CONSTRUCTION BY ____ DATE __/__/____

PROJECT NO: 24324.01
DESIGNED BY: MDL
DRAWN BY: RGG
CHK'D BY: MDL
PROJ. MGR: JJF
DATE: JULY 2025

PALAFOX PLACE
DRAINAGE PLAN

C-143

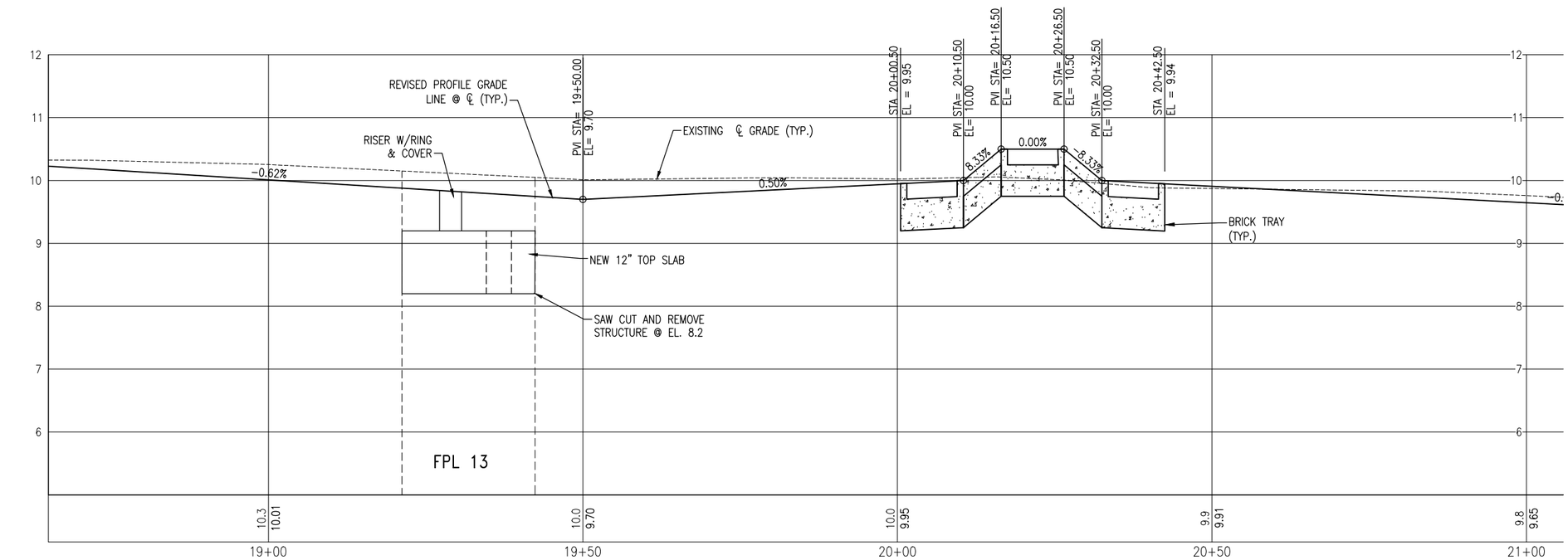

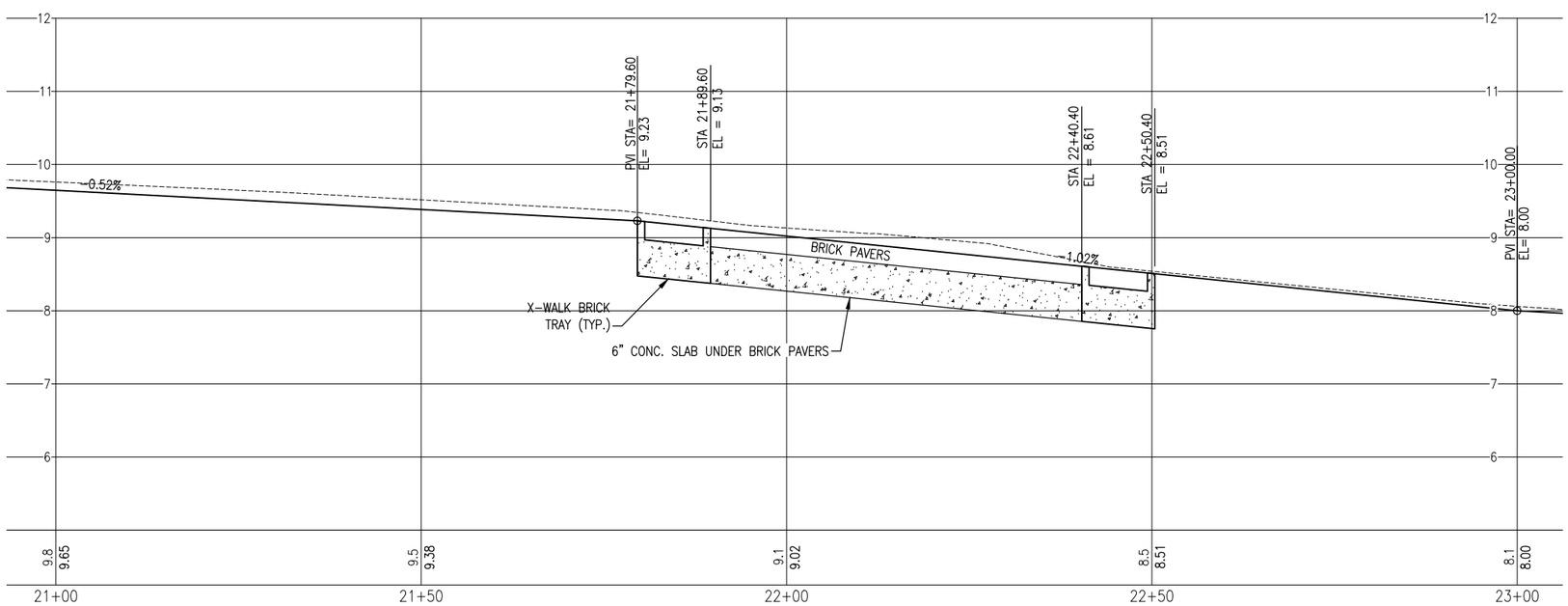

0 5' 10' 20'
SCALE: 1" = 10'
1" = 10' (22x34)
1" = 20' (11x17)

0 0.5' 1' 2'
SCALE: 1" = 1'
1" = 1' (22x34)
1" = 2' (11x17)

PHASE D

BASKERVILLE-DONOVAN, INC.
ENGINEERING THE SOUTH SINCE 1927
449 W. MAIN ST., PENSACOLA, FL 32502 (850)438-9661
ENGINEERING BUSINESS: EB-0000340
Pensacola - Panama City Beach - Tallahassee - Mobile

JASON J. FRICK P.E.
FL Reg. Engineer #86469

S. PALAFOX PLACE
PEDESTRIAN
IMPROVEMENTS

NO.	DATE	APPR.	REVISION/ACTION TAKEN

NOT RELEASED FOR CONSTRUCTION BY ___ DATE __/__/__

PROJECT NO: 24324.01
DESIGNED BY: MDL
DRAWN BY: RGG
CHK'D BY: MDL
PROJ. MGR: JJF
DATE: JULY 2025

PALAFOX PLACE
CENTERLINE PROFILE

C-144

E:\DWG\243\24324.03 Downtown Resurfacing\C-144-145 Profile.dwg, Jul 09, 2025 - 10:49:37AM, rgeiger

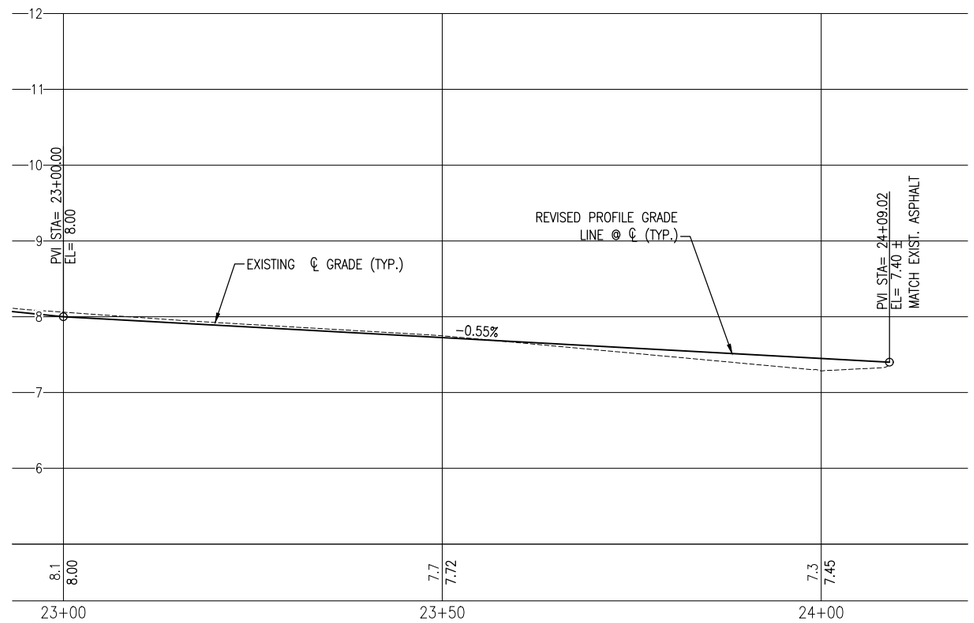

0 5' 10' 20'
SCALE: 1" = 10'
1" = 10' (22x34)
1" = 20' (11x17)

0 0.5' 1' 2'
SCALE: 1" = 1'
1" = 1' (22x34)
1" = 2' (11x17)

PHASE D

BASKERVILLE-DONOVAN, INC.
ENGINEERING THE SOUTH SINCE 1927
449 W. MAIN ST., PENSACOLA, FL 32502 (850)438-9661
ENGINEERING BUSINESS: EB-0000340
Pensacola - Panama City Beach - Tallahassee - Mobile

JASON J. FRICK P.E.
FL Reg. Engineer #86469

S. PALAFOX PLACE
PEDESTRIAN
IMPROVEMENTS

NO.	DATE	APPR.	REVISION/ACTION TAKEN

NOT RELEASED FOR CONSTRUCTION BY ___ DATE __/__/__

PROJECT NO: 24324.01
DESIGNED BY: MDL
DRAWN BY: RGG
CHK'D BY: MDL
PROJ. MGR: JJF
DATE: JULY 2025

PALAFOX PLACE
CENTERLINE PROFILE

C-145

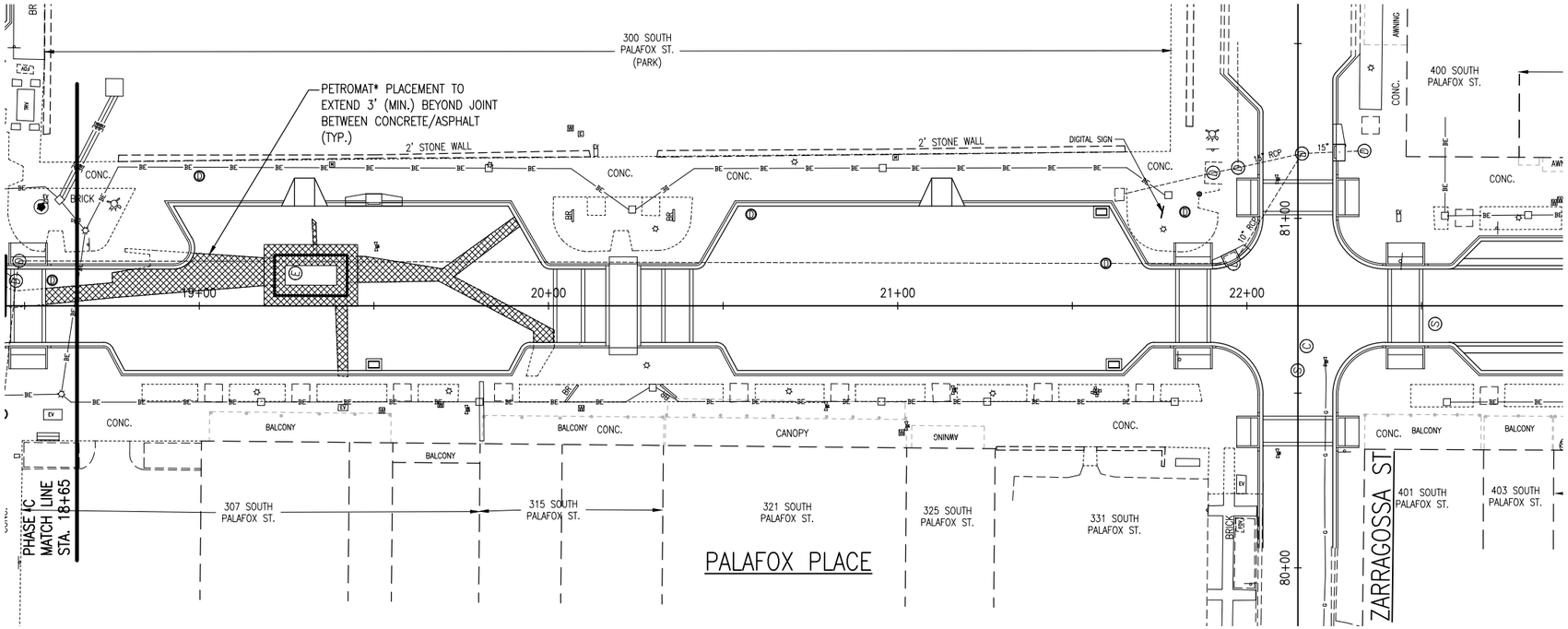

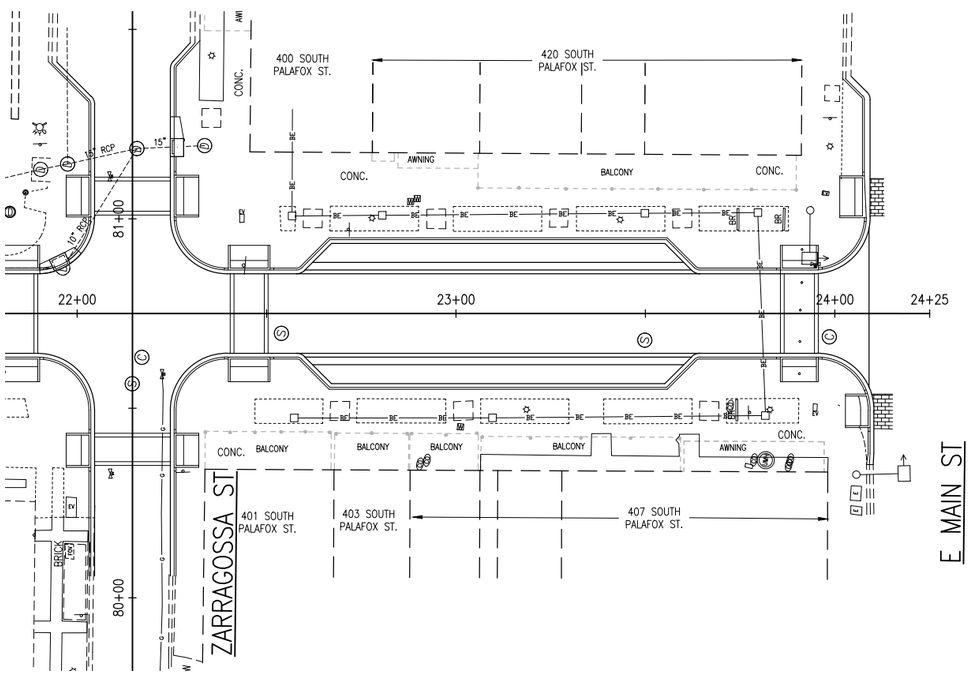

0 10' 20' 40'
SCALE: 1" = 20' (22X34)
SCALE: 1" = 40' (11x17)

LEGEND

PETROMAT

* FURNISH AND INSTALL A NONWOVEN POLYPROPYLENE PAVING FABRIC (PETROMAT AS MANUFACTURED BY PROPEX OPERATING COMPANY, LLC, OR APPROVED EQUAL) AS A MOISTURE BARRIER AND STRESS-ABSORBING INTERLAYER IN ASPHALT PAVEMENT CONSTRUCTION. THE FABRIC SHALL MEET AASHTO M 288 GUIDELINES FOR PAVING FABRICS AND HAVE A MINIMUM GRAB TENSILE STRENGTH OF 100 LBS (ASTM D4632). APPLY AN ASPHALT TACK COAT AT A RATE OF 0.20-0.25 GALLONS PER SQUARE YARD, ENSURING FULL SATURATION OF THE FABRIC PRIOR TO PLACEMENT OF THE ASPHALT OVERLAY. INSTALL IN ACCORDANCE WITH MANUFACTURER'S RECOMMENDATIONS AND PROJECT SPECIFICATIONS. APPROVED EQUALS MUST DEMONSTRATE EQUIVALENT PERFORMANCE IN REDUCING REFLECTIVE CRACKING AND WATER INFILTRATION, SUBJECT TO ENGINEER'S APPROVAL.

PHASE D

BASKERVILLE-DONOVAN, INC.
ENGINEERING THE SOUTH SINCE 1927
449 W. MAIN ST., PENSACOLA, FL 32502 (850)438-9661
ENGINEERING BUSINESS: EB-0000340
Pensacola - Panama City Beach - Tallahassee - Mobile

JASON J. FRICK P.E.
FL Reg. Engineer #86469

S. PALAFOX PLACE
PEDESTRIAN IMPROVEMENTS

NO.	DATE	APPR.	REVISION/ACTION TAKEN

NOT RELEASED FOR CONSTRUCTION BY ___ DATE __/__/__

PROJECT NO: 24324.01
DESIGNED BY: MDL
DRAWN BY: RGG
CHK'D BY: MDL
PROJ. MGR: JJF
DATE: JULY 2025

PALAFOX PLACE
PETROMAT PLACEMENT PLAN

C-146

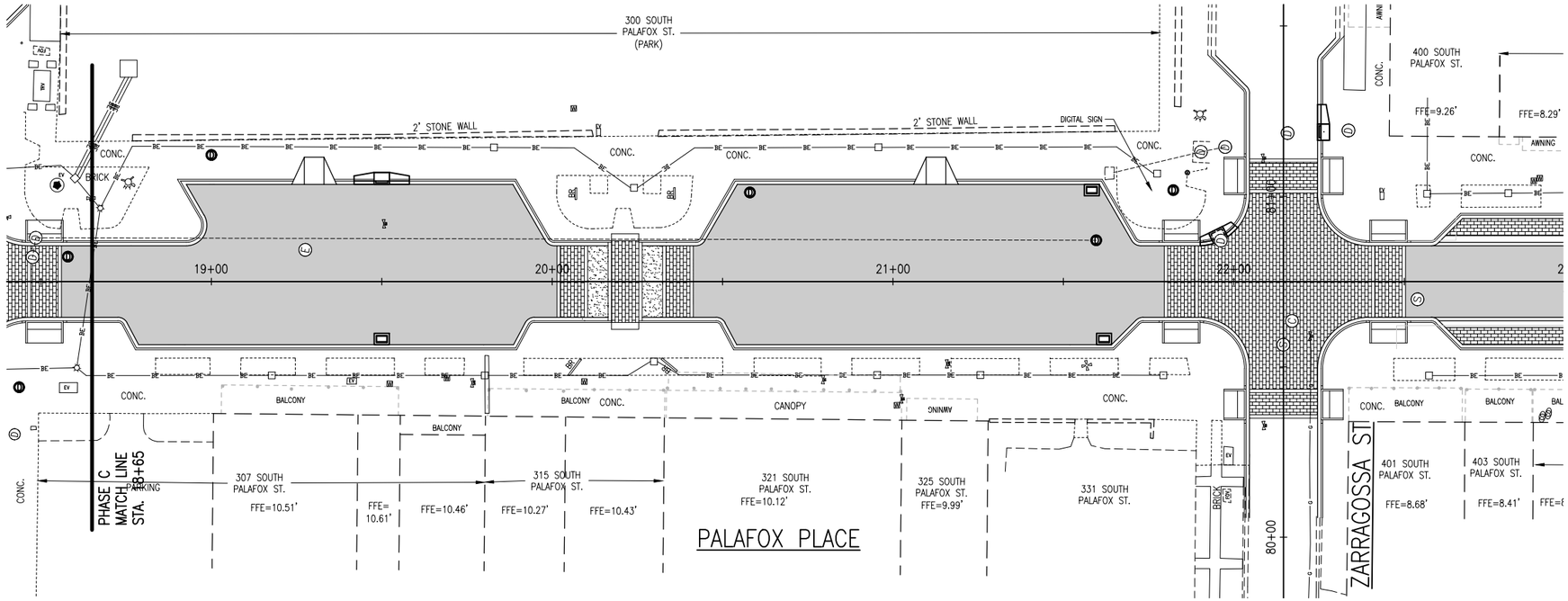

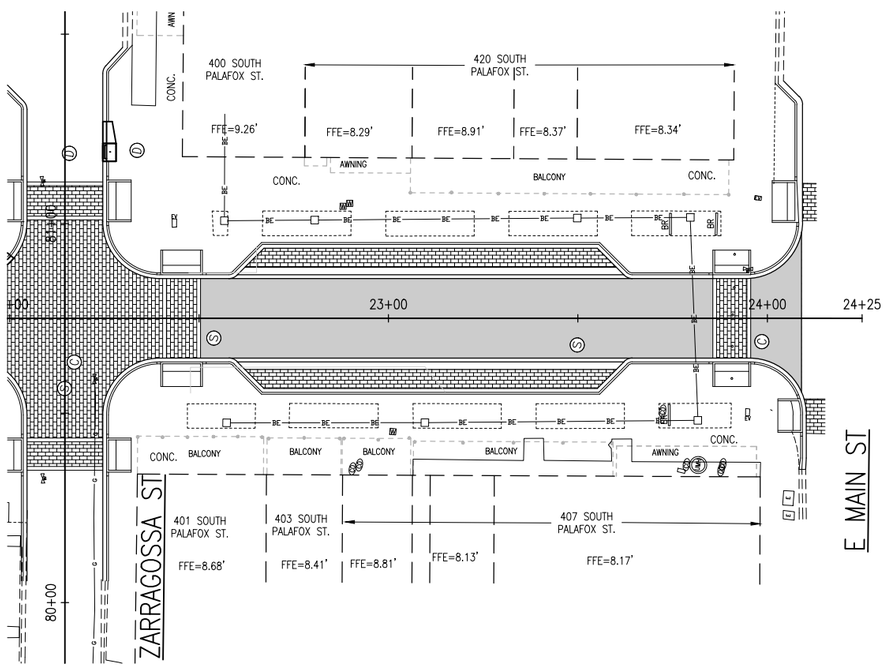

0 10' 20' 40'
SCALE: 1" = 20' (22X34)
SCALE: 1" = 40' (11x17)

LEGEND

- DRAINAGE MANHOLE
- SANITARY SEWER MANHOLE
- ELECTRICAL MANHOLE
- COMMUNICATIONS MANHOLE
- POTABLE WATER MANHOLE
- GAS VALVE
- WATER VALVE
- SANITARY SEWER VALVE
- PAVEMENT OVERLAY
- BRICK PAVERS
- CONCRETE

NOTES:

1. THE PAVER HATCH SHOWN ON CIVIL DRAWINGS IS GENERIC. REFER TO LANDSCAPE PLANS FOR AUTHORITATIVE PAVER LAYOUT, WHICH TAKES PRECEDENCE.

PHASE D

BASKERVILLE-DONOVAN, INC.
ENGINEERING THE SOUTH SINCE 1927
449 W. MAIN ST., PENSACOLA, FL 32502 (850)438-9661
ENGINEERING BUSINESS: EB-0000340
Pensacola - Panama City Beach - Tallahassee - Mobile

JASON J. FRICK P.E.
FL Reg. Engineer #86469

S. PALAFOX PLACE
PEDESTRIAN
IMPROVEMENTS

NO.	DATE	APPR.	REVISION/ACTION TAKEN

NOT RELEASED FOR CONSTRUCTION BY ___ DATE __/__/__

PROJECT NO: 24324.01
DESIGNED BY: MDL
DRAWN BY: RGG
CHK'D BY: MDL
PROJ. MGR: JJF
DATE: JULY 2025

PALAFOX PLACE
OVERLAY PLAN

C-147

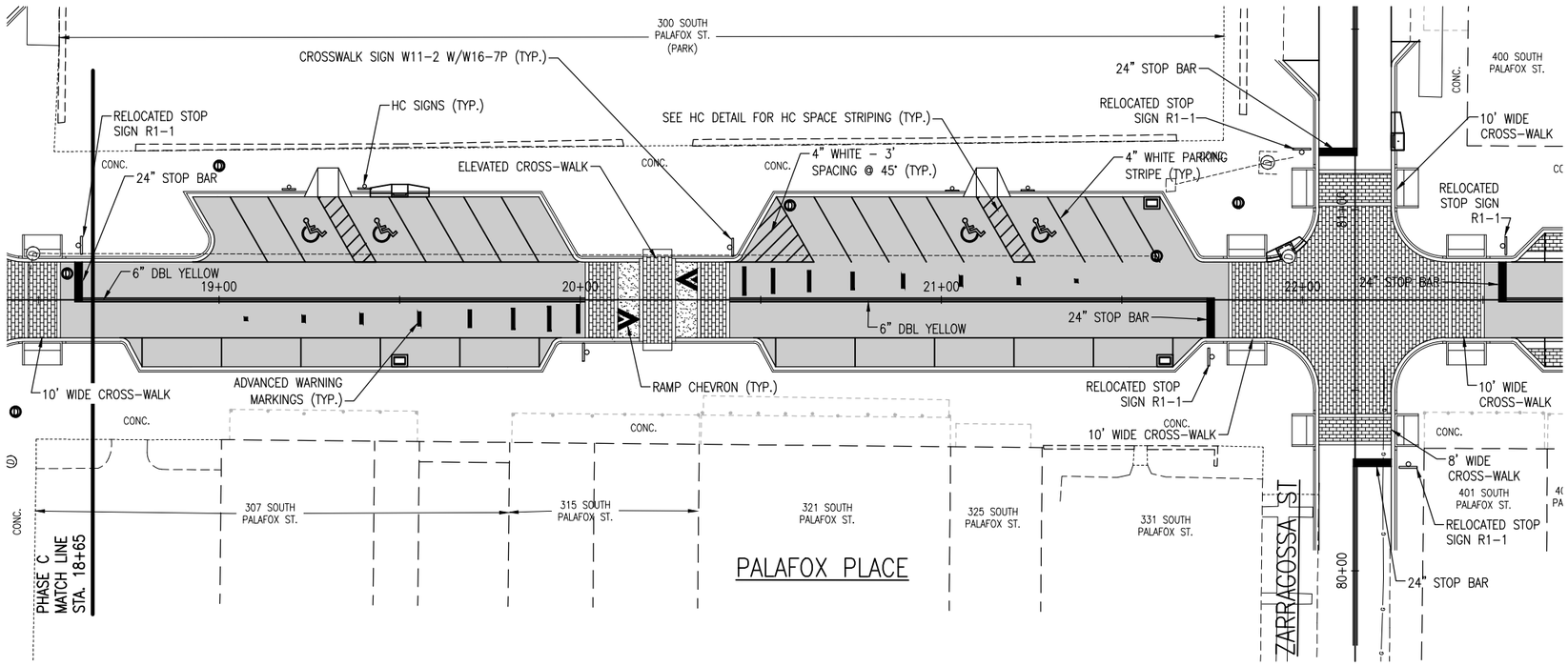

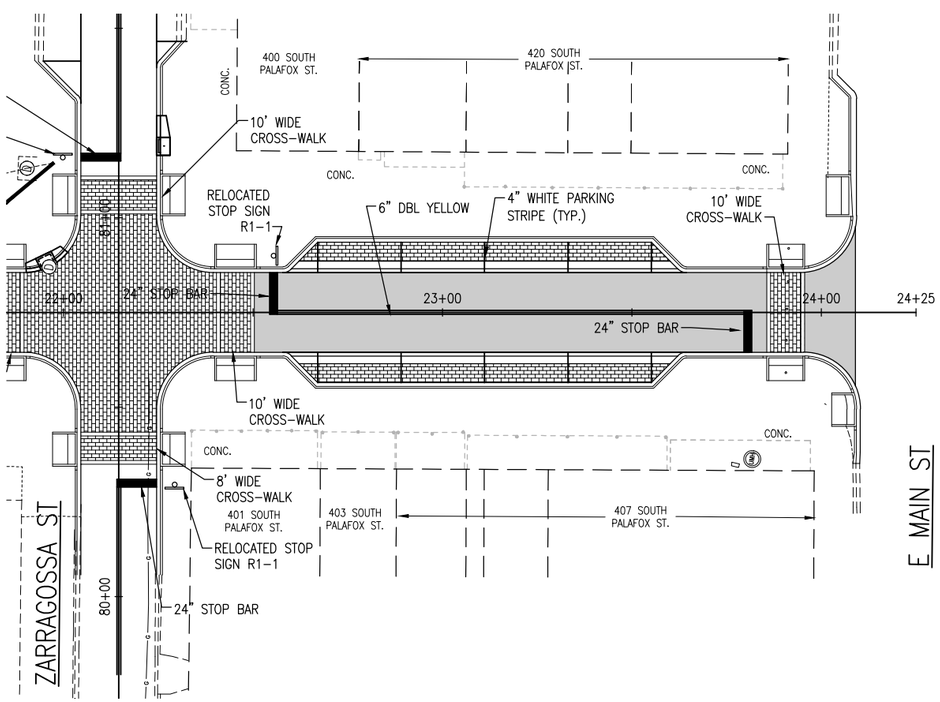

0 10' 20' 40'
SCALE: 1" = 20' (22X34)
SCALE: 1" = 40' (11x17)

PHASE D

BASKERVILLE-DONOVAN, INC.
ENGINEERING THE SOUTH SINCE 1927
449 W. MAIN ST., PENSACOLA, FL 32502 (850)438-9661
ENGINEERING BUSINESS: EB-0000340
Pensacola - Panama City Beach - Tallahassee - Mobile

JASON J. FRICK P.E.
FL Reg. Engineer #86469

S. PALAFOX PLACE
PEDESTRIAN
IMPROVEMENTS

NO.	DATE	APPR.	REVISION/ACTION TAKEN

NOT RELEASED FOR CONSTRUCTION BY ___ DATE __/__/__

PROJECT NO: 24324.01
DESIGNED BY: MDL
DRAWN BY: RGG
CHK'D BY: MDL
PROJ. MGR: JJF
DATE: AUG 2025

PALAFOX PLACE
SIGNAGE /
STRIPING PLAN

C-148

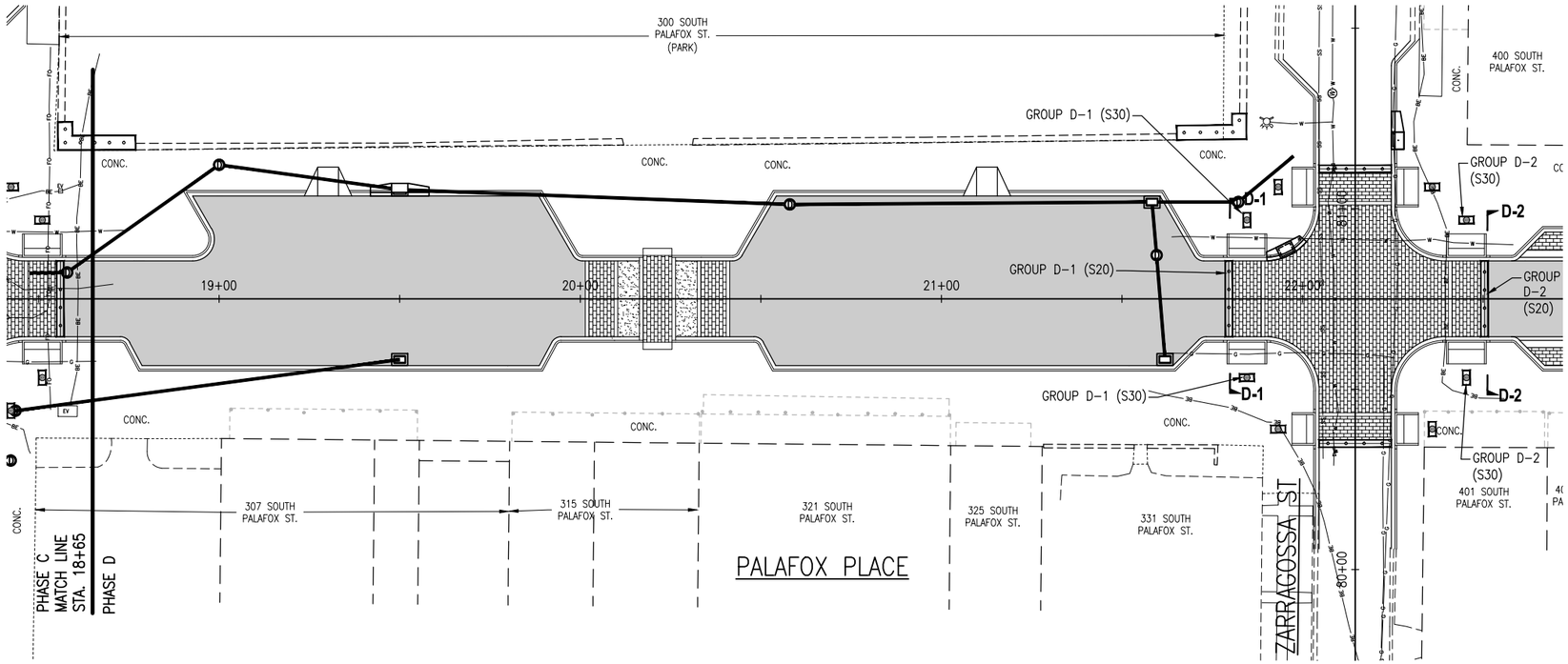

0 10' 20' 40'
SCALE: 1" = 20' (22X34)
SCALE: 1" = 40' (11x17)

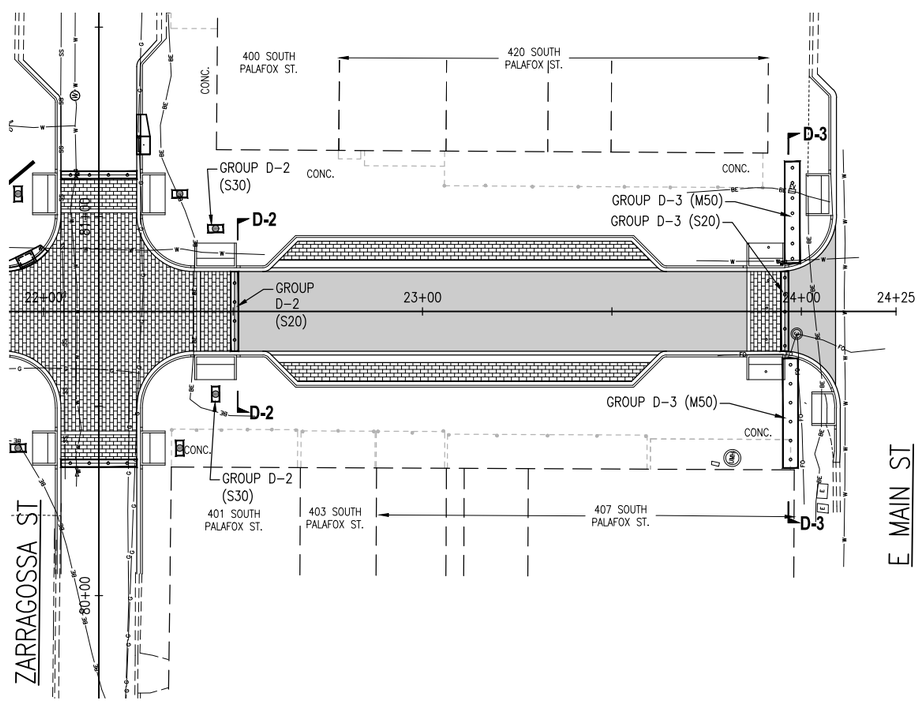

NOTES:

1. THE LOCATIONS OF BOLLARDS SHOWN ON THIS PLAN ARE BASED ON AVAILABLE UTILITY INFORMATION. IN THE EVENT OF A DISCOVERED CONFLICT WITH EXISTING UTILITIES DURING CONSTRUCTION, THE CONTRACTOR SHALL IMMEDIATELY NOTIFY THE ENGINEER/LANDSCAPE ARCHITECT AND COORDINATE FIELD ADJUSTMENTS TO BOLLARD PLACEMENT. THE CONTRACTOR SHALL VERIFY UTILITY LOCATIONS THROUGH FLORIDA 811 (SUNSHINE 811) OR OTHER APPROVED METHODS BEFORE COMMENCING WORK.

2. SEE SHEET C-215 (BOLLARD SCHEDULE) FOR GROUP IDENTIFICATION AND CORRESPONDING SIZE/STYLE.

PHASE D

BASKERVILLE-DONOVAN, INC.
ENGINEERING THE SOUTH SINCE 1927
449 W. MAIN ST., PENSACOLA, FL 32502 (850)438-9661
ENGINEERING BUSINESS: EB-0000340
Pensacola - Panama City Beach - Tallahassee - Mobile

JASON J. FRICK P.E.
FL Reg. Engineer #86469

S. PALAFOX PLACE
PEDESTRIAN
IMPROVEMENTS

NO.	DATE	APPR.	REVISION/ACTION TAKEN

NOT RELEASED FOR CONSTRUCTION BY ___ DATE __/__/__

PROJECT NO: 24324.01
DESIGNED BY: JJF
DRAWN BY: RGG
CHK'D BY: MDL
PROJ. MGR: JJF
DATE: JULY 2025

PALAFOX PLACE
BOLLARD LPLAN

C-148A

0 5' 10' 20'
SCALE: 1" = 10'
1" = 10' (22x34)
1" = 20' (11x17)

0 1' 2' 4'
SCALE: 1" = 2'
1" = 2' (22x34)
1" = 4' (11x17)

21+79.60

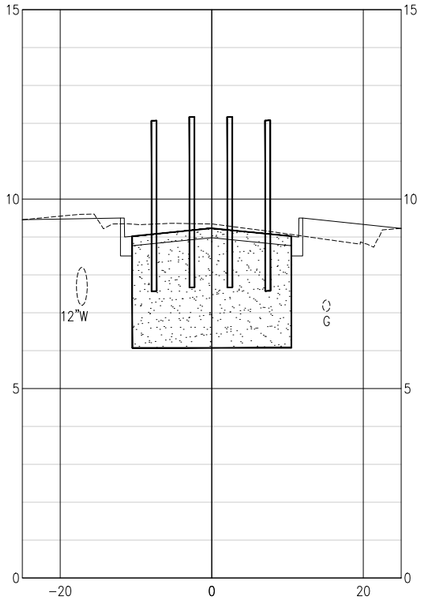

SECTION D-1

22+50.40

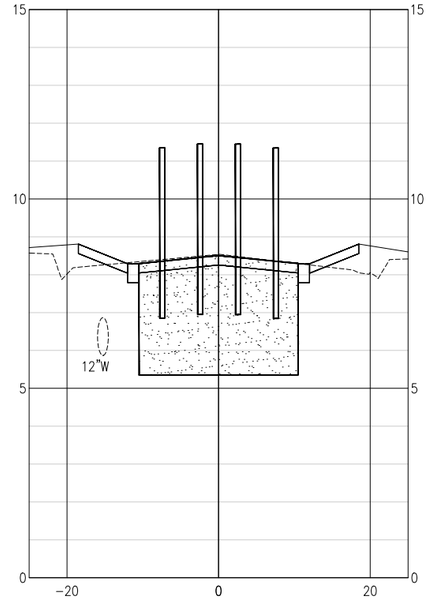

SECTION D-2

23+97.12

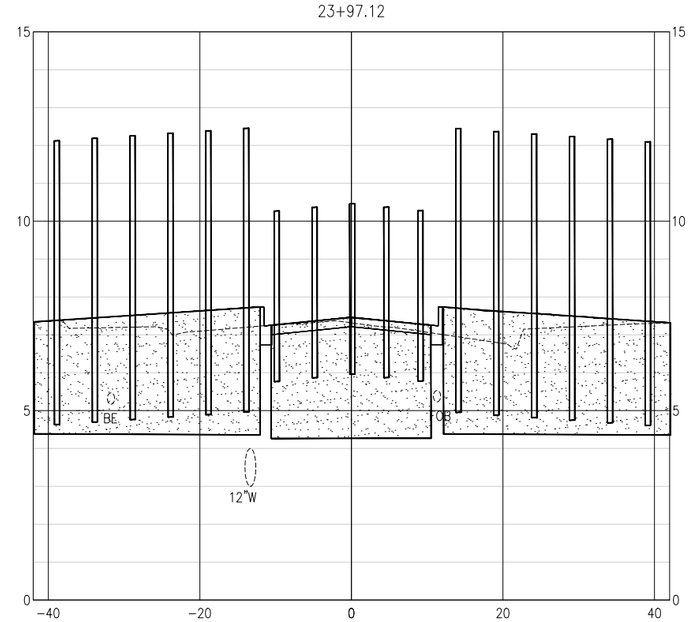

SECTION D-3

PHASE D

BASKERVILLE-DONOVAN, INC.
ENGINEERING THE SOUTH SINCE 1927
449 W. MAIN ST., PENSACOLA, FL 32502 (850)438-9661
ENGINEERING BUSINESS: EB-0000340
Pensacola - Panama City Beach - Tallahassee - Mobile

JASON J. FRICK P.E.
FL Reg. Engineer #86469

S. PALAFOX PLACE
PEDESTRIAN
IMPROVEMENTS

NO.	DATE	APPR.	REVISION/ACTION TAKEN

NOT RELEASED FOR CONSTRUCTION BY ___ DATE __/__/__

PROJECT NO: 24324.01
DESIGNED BY: JJF
DRAWN BY: RGG
CHK'D BY: JJF
PROJ. MGR: JJF
DATE: JULY 2025

PALAFOX PLACE
BOLLARD
CROSS-SECTIONS

C-148B

E:\DWG\243\24324.03 Downtown Resurfacing\C-148B Bollard Xsec.dwg, Jul 09, 2025 - 10:50:27AM, rgeiger

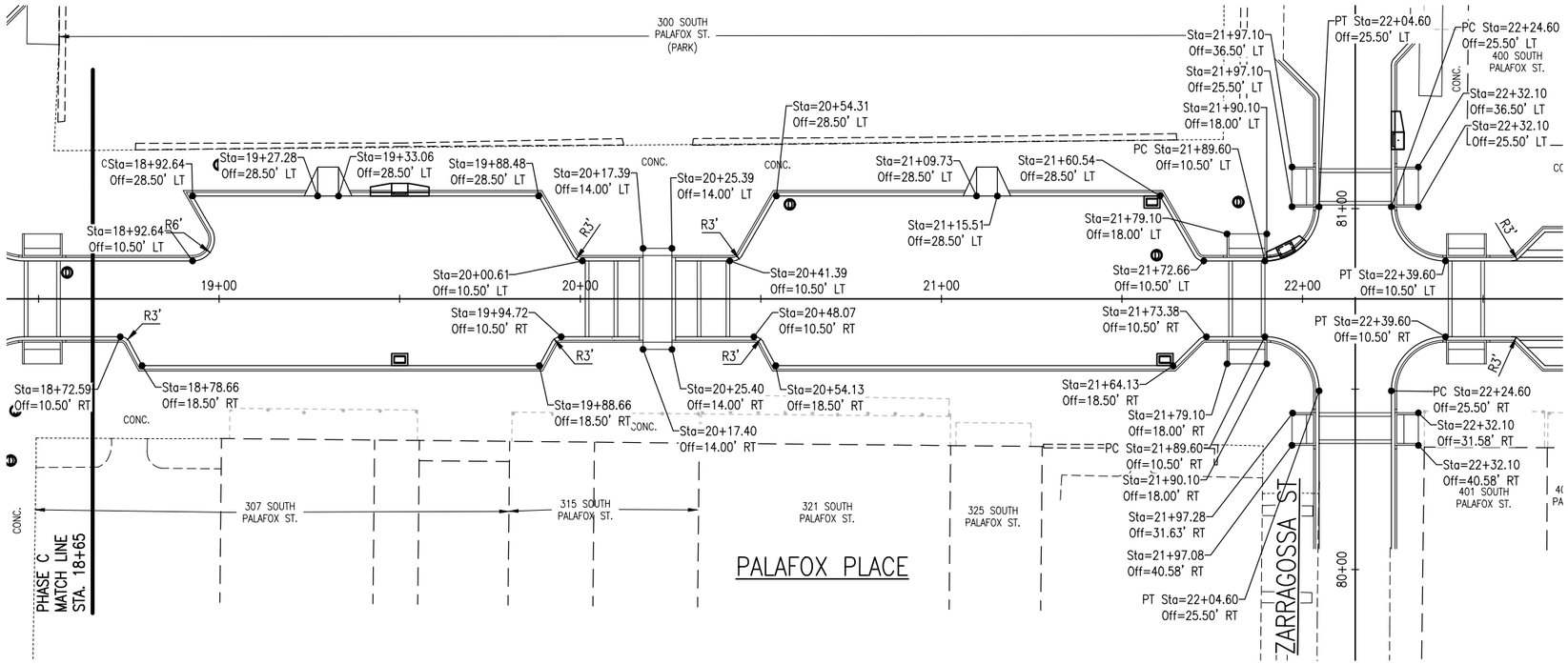

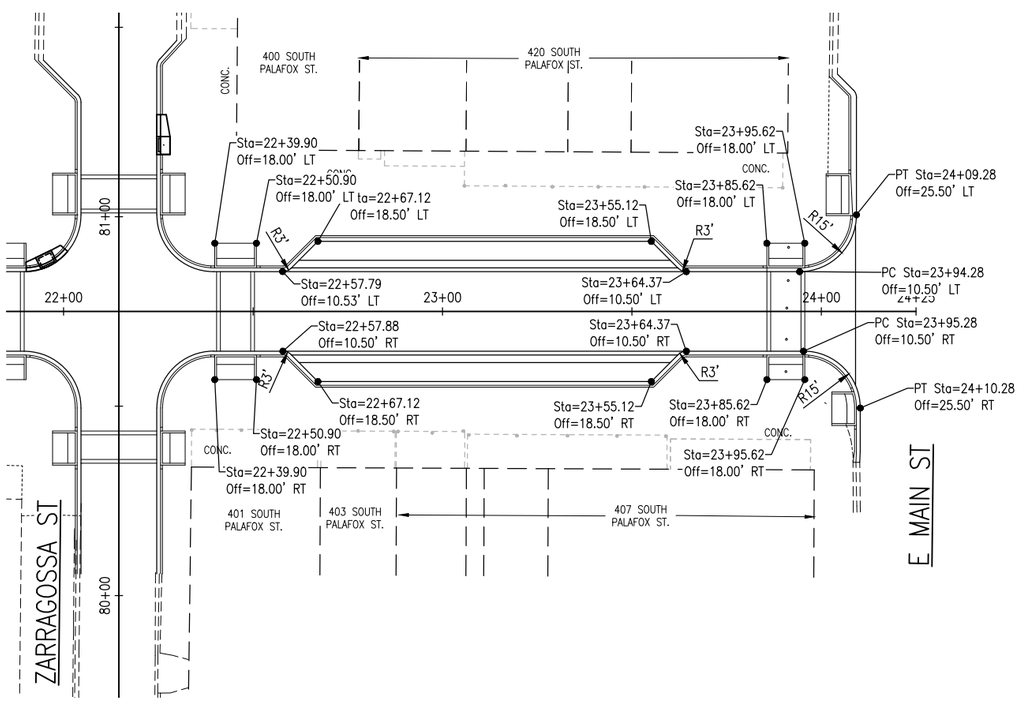

0 10' 20' 40'
SCALE: 1" = 20' (22X34)
SCALE: 1" = 40' (11x17)

PHASE D

BASKERVILLE-DONOVAN, INC.
ENGINEERING THE SOUTH SINCE 1927
449 W. MAIN ST., PENSACOLA, FL 32502 (850)438-9661
ENGINEERING BUSINESS: EB-0000340
Pensacola - Panama City Beach - Tallahassee - Mobile

JASON J. FRICK P.E.
FL Reg. Engineer #86469

S. PALAFOX PLACE
PEDESTRIAN
IMPROVEMENTS

NO.	DATE	APPR.	REVISION/ACTION TAKEN

NOT RELEASED FOR CONSTRUCTION BY ___ DATE __/__/__

PROJECT NO: 24324.01
DESIGNED BY: MDL
DRAWN BY: RGG
CHK'D BY: MDL
PROJ. MGR: JJF
DATE: JULY 2025

PALAFOX PLACE
STAKING PLAN

C-149

E:\DWG\243\24324.03 Downtown Resurfacing\C-149 Staking-Gov-Main.dwg, Jul 09, 2025 - 10:50:36AM, rgeiger

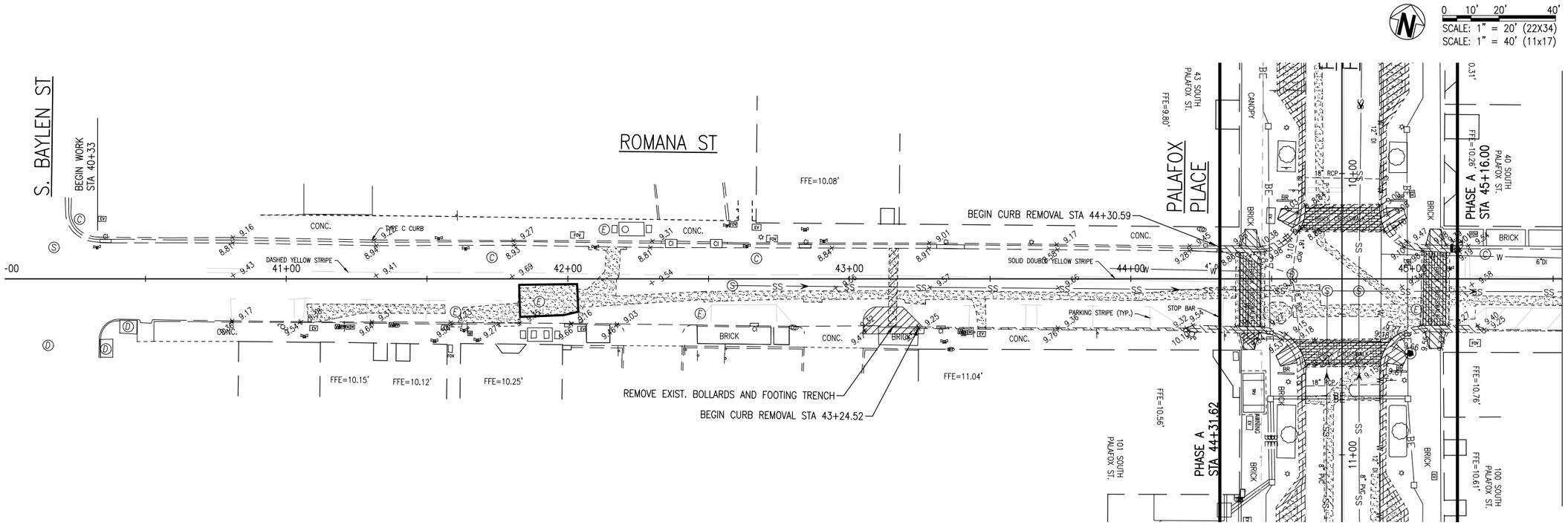

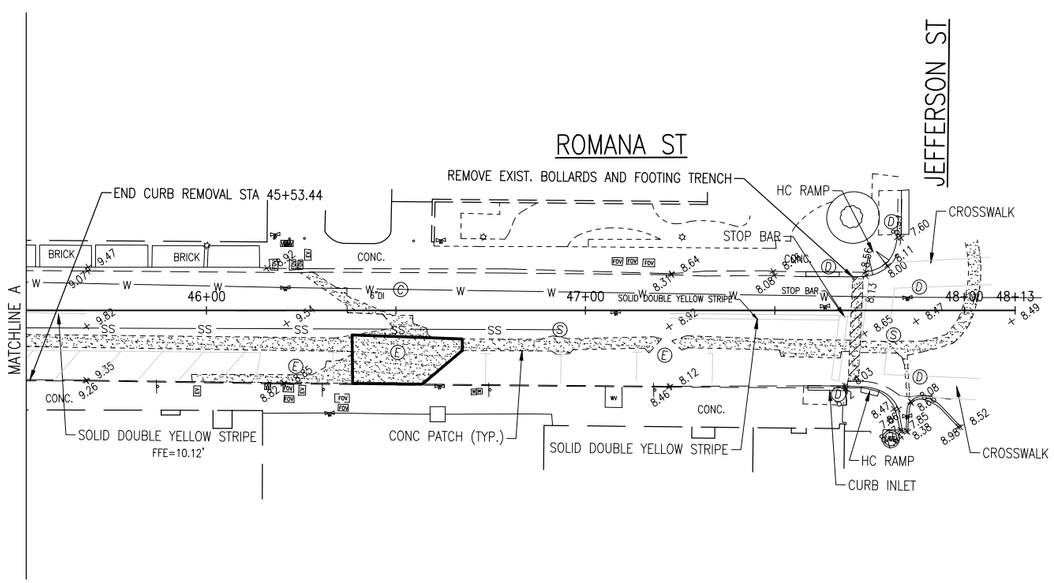

NOTES:

1. PAVEMENT CUTS SHALL BE PERFORMED BY SAWCUTTING AND SHALL BE FULL-DEPTH TO ENSURE CLEAN EDGES AND MINIMIZE DISTURBANCES TO ADJACENT AREAS.
2. REMOVE PAVEMENT IN CONTROLLED SECTIONS USING METHODS THAT PREVENT DAMAGE TO UNDERLYING UTILITIES (e.g., WATER, GAS, ELECTRICAL, TELECOM).
3. HAND EXCAVATION OR LIGHT EQUIPMENT SHALL BE USED WITHIN 12 INCHES OF KNOWN UTILITY LINES, AS VERIFIED BY POTHOLING OR UTILITY LOCATES PRIOR TO WORK.
4. CONTRACTOR SHALL COORDINATE WITH UTILITY OWNERS AND COMPLY WITH ALL APPLICABLE STANDARDS FOR UTILITY PROTECTION. DISPOSE OF DEBRIS OFF-SITE PER LOCAL REGULATIONS. *

LEGEND

- (D) DRAINAGE MANHOLE
- (S) SANITARY SEWER MANHOLE
- (E) ELECTRICAL MANHOLE
- (C) COMMUNICATIONS MANHOLE
- (W) POTABLE WATER MANHOLE
- GAS VALVE
- WATER VALVE
- SANITARY SEWER VALVE
- FPL UTILITY TRENCH LIMITS TO BE REMOVED

PHASE E

BASKERVILLE-DONOVAN, INC.
ENGINEERING THE SOUTH SINCE 1927
449 W. MAIN ST., PENSACOLA, FL 32502 (850)438-9661
ENGINEERING BUSINESS: EB-0000340
Pensacola - Panama City Beach - Tallahassee - Mobile

JASON J. FRICK P.E.
FL Reg. Engineer #86469

S. PALAFOX PLACE
PEDESTRIAN
IMPROVEMENTS

NO.	DATE	APPR.	REVISION/ACTION TAKEN

NOT RELEASED FOR CONSTRUCTION BY ___ DATE __/__/__

PROJECT NO: 24324.01
DESIGNED BY: JJF
DRAWN BY: RGG
CHK'D BY: MDL
PROJ. MGR: JJF
DATE: JULY 2025

ROMANA STREET
EXISTING CONDITIONS / DEMOLITION PLAN

C-151

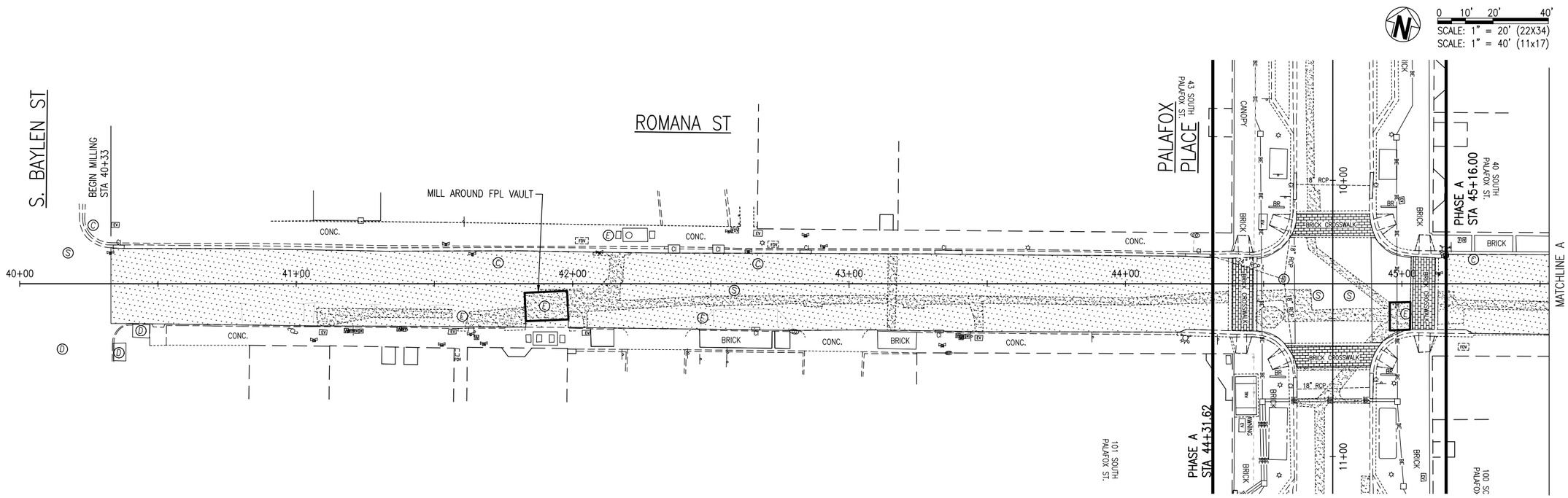

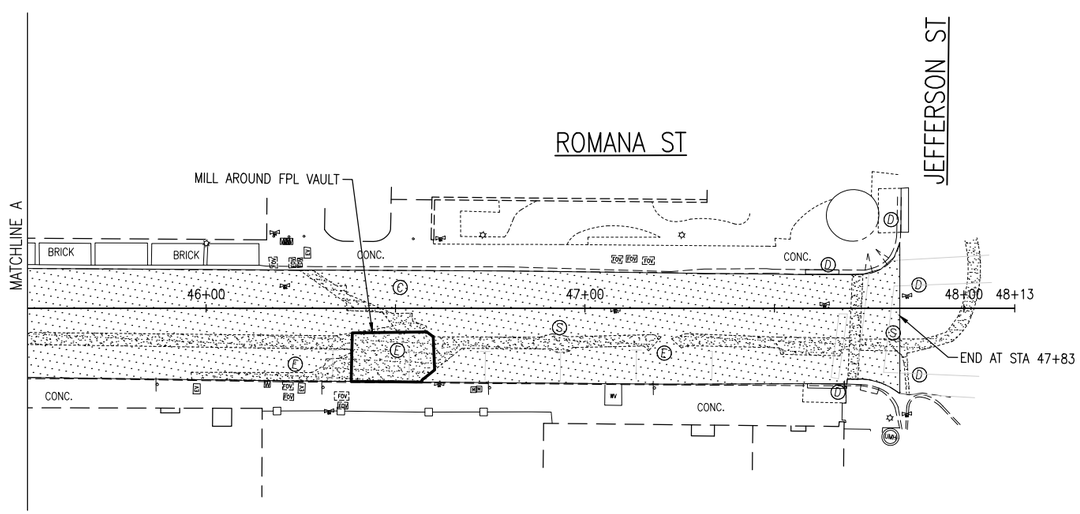

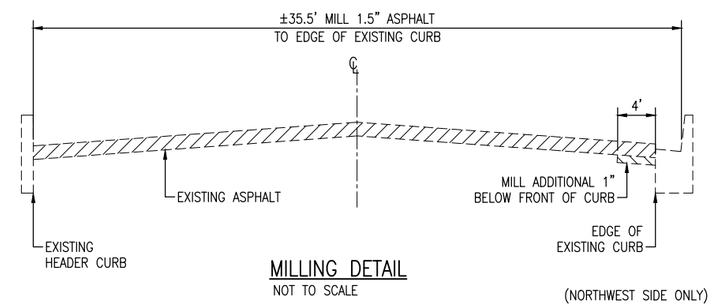

MILLING DETAIL
NOT TO SCALE

NOTES:

1. CLEAN SURFACE OF DIRT, WATER, DEBRIS AND LOOSE MATERIALS AFTER MILLING.
2. PACK MILLING EDGES WITH MATERIAL TO TAPER TRANSITION BEFORE RELEASING ANY TRAFFIC. NO TRANSITION OVER 0.5 INCHES.
3. MILL ASPHALT PAVEMENT A DEPTH OF 3"–6" TO REMOVE SURFACE COURSE AND ACHIEVE A UNIFORM BASE.
4. THE CONTRACTOR SHALL ADJUST ALL UTILITY TOPS TO ALIGN WITH THE FINAL PAVEMENT GRADE.

LEGEND

- (D) DRAINAGE MANHOLE
- (S) SANITARY SEWER MANHOLE
- (E) ELECTRICAL MANHOLE
- (C) COMMUNICATIONS MANHOLE
- (W) POTABLE WATER MANHOLE
- GAS VALVE
- WATER VALVE
- SANITARY SEWER VALVE
- MILLING

NOTE:

1. ASPHALT RUNS OVER GUTTER AND WILL REMAIN IN PLACE. MILL TO EDGE OF EXISTING CURB.
2. NO ADDITIONAL ASPHALT ALLOWED WITHIN GUTTER.
3. EXISTING HEADER CURB ON NORTH AND SOUTH SIDE OF ROMANA STREET, EAST OF PALAFOX PLACE.

PHASE E

BASKERVILLE-DONOVAN, INC.
ENGINEERING THE SOUTH SINCE 1927
449 W. MAIN ST., PENSACOLA, FL 32502 (850)438-9661
ENGINEERING BUSINESS: EB-0000340
Pensacola - Panama City Beach - Tallahassee - Mobile

JASON J. FRICK P.E.
FL Reg. Engineer #86469

S. PALAFOX PLACE
PEDESTRIAN
IMPROVEMENTS

NO.	DATE	APPR.	REVISION/ACTION TAKEN

NOT RELEASED FOR CONSTRUCTION BY ___ DATE __/__/__

PROJECT NO: 24324.01
DESIGNED BY: MDL
DRAWN BY: RGG
CHK'D BY: MDL
PROJ. MGR: JJF
DATE: JULY 2025

ROMANA STREET
MILLING PLAN

C-152

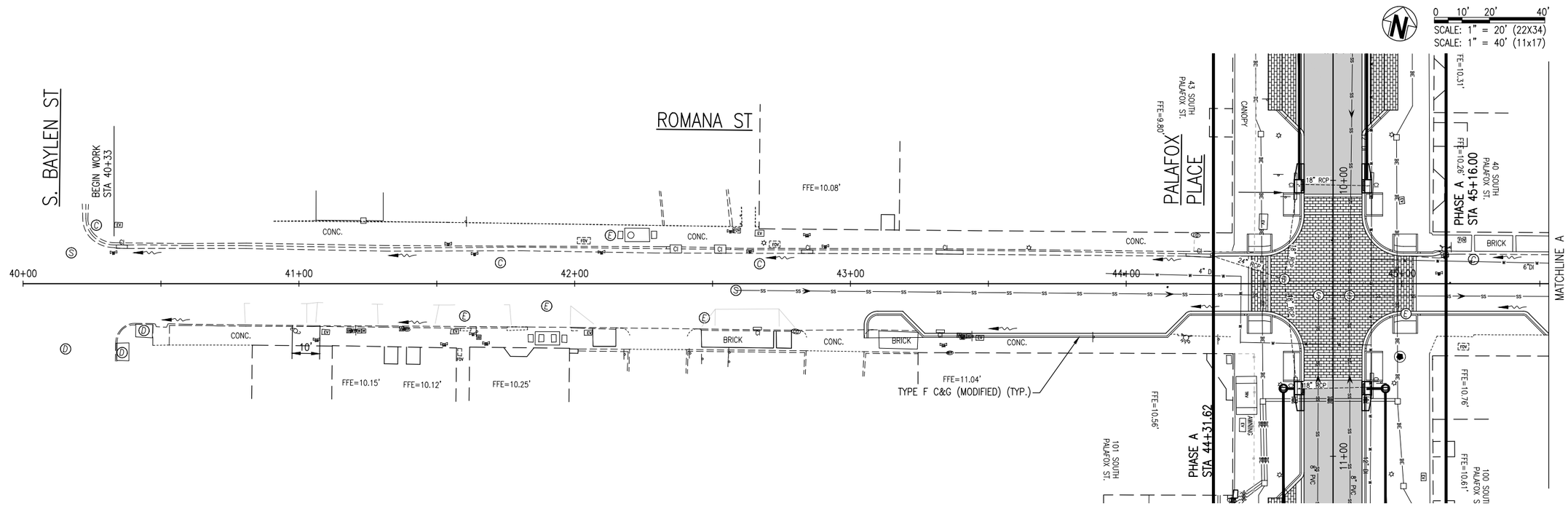

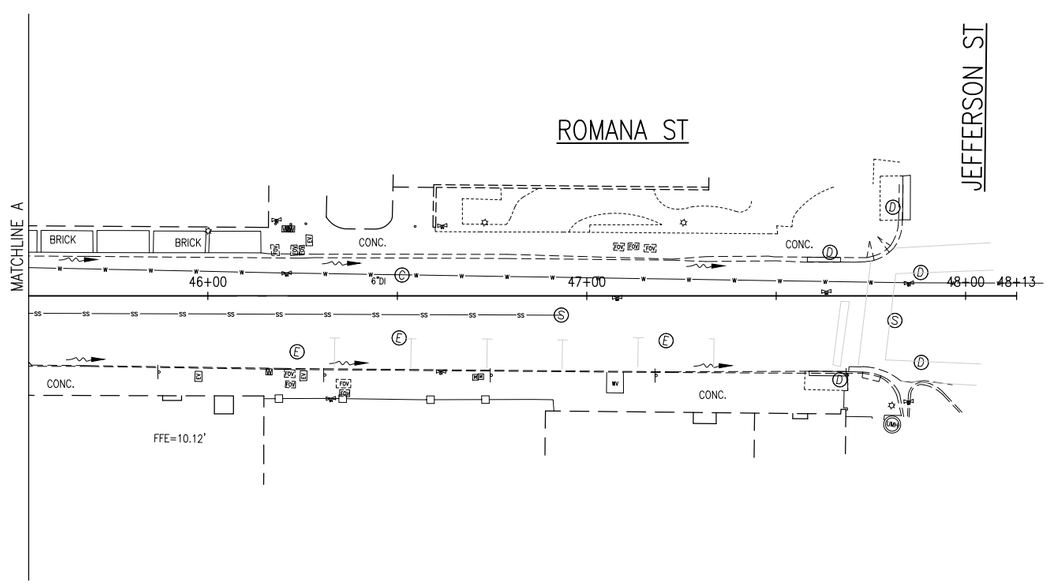

LEGEND

- Ⓓ DRAINAGE MANHOLE
- Ⓢ SANITARY SEWER MANHOLE
- Ⓔ ELECTRICAL MANHOLE
- Ⓒ COMMUNICATIONS MANHOLE
- Ⓦ POTABLE WATER MANHOLE
- GAS VALVE
- WATER VALVE
- SANITARY SEWER VALVE
- 10.44 NEW SPOT GRADE
- DRAINAGE FLOW DIRECTON

NOTES:

1. ALL ROOF DRAIN PIPING EXTENSIONS SHALL BE EPOXY COATED DUCTILE IRON.
2. ALL ROOF DRAIN PIPING SHALL AT A MINIMUM MATCH THE SLOPE OF THE PEDESTRIAN WALK EXTENSION AND EXIT WITHIN THE CURB FACE.

PHASE E

BASKERVILLE-DONOVAN, INC.
ENGINEERING THE SOUTH SINCE 1927
449 W. MAIN ST., PENSACOLA, FL 32502 (850)438-9661
ENGINEERING BUSINESS: EB-0000340
Pensacola - Panama City Beach - Tallahassee - Mobile

JASON J. FRICK P.E.
FL Reg. Engineer #86469

S. PALAFOX PLACE
PEDESTRIAN
IMPROVEMENTS

NO.	DATE	APPR.	REVISION/ACTION TAKEN

NOT RELEASED FOR CONSTRUCTION BY ___ DATE __/__/__

PROJECT NO: 24324.01
DESIGNED BY: MDL
DRAWN BY: RGG
CHK'D BY: MDL
PROJ. MGR: JJF
DATE: JULY 2025

ROMANA STREET
DRAINAGE PLAN

C-153

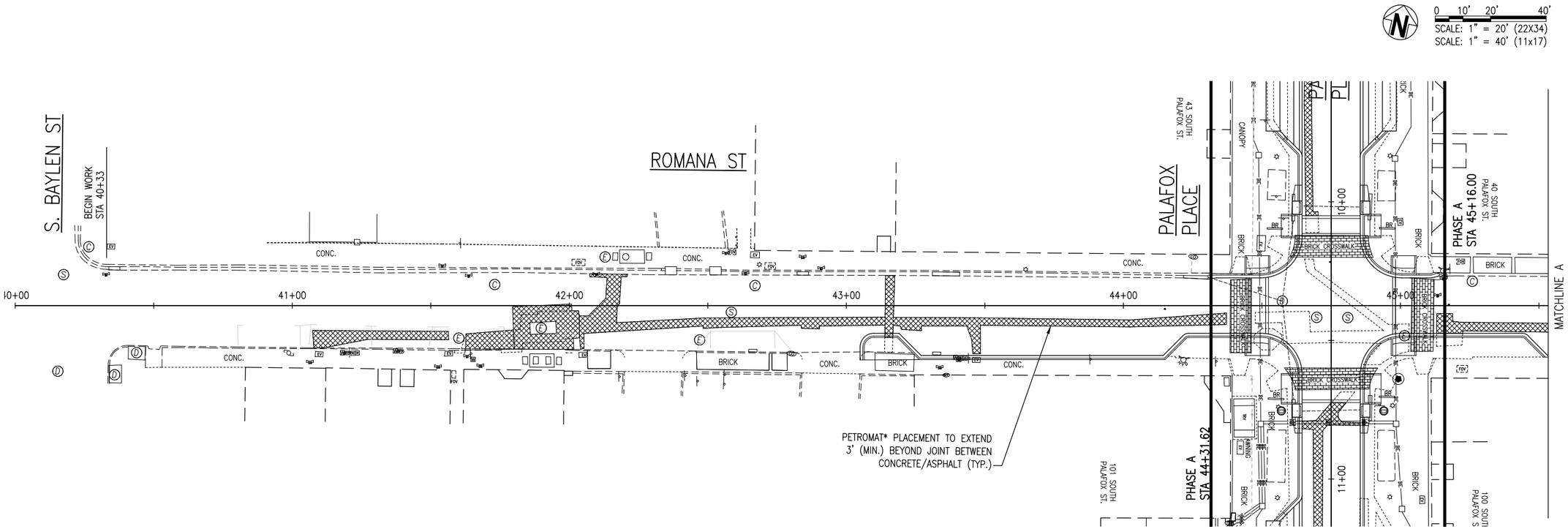

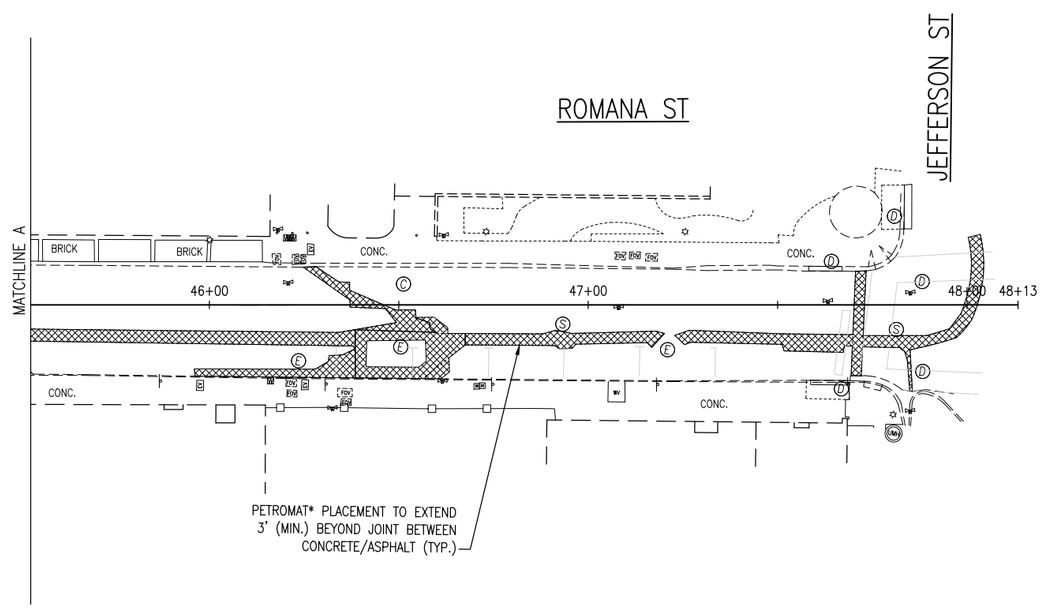

* FURNISH AND INSTALL A NONWOVEN POLYPROPYLENE PAVING FABRIC (PETROMAT AS MANUFACTURED BY PROPEX OPERATING COMPANY, LLC, OR APPROVED EQUAL) AS A MOISTURE BARRIER AND STRESS-ABSORBING INTERLAYER IN ASPHALT PAVEMENT CONSTRUCTION. THE FABRIC SHALL MEET AASHTO M 288 GUIDELINES FOR PAVING FABRICS AND HAVE A MINIMUM GRAB TENSILE STRENGTH OF 100 LBS (ASTM D4632). APPLY AN ASPHALT TACK COAT AT A RATE OF 0.20-0.25 GALLONS PER SQUARE YARD, ENSURING FULL SATURATION OF THE FABRIC PRIOR TO PLACEMENT OF THE ASPHALT OVERLAY. INSTALL IN ACCORDANCE WITH MANUFACTURER'S RECOMMENDATIONS AND PROJECT SPECIFICATIONS. APPROVED EQUALS MUST DEMONSTRATE EQUIVALENT PERFORMANCE IN REDUCING REFLECTIVE CRACKING AND WATER INFILTRATION, SUBJECT TO ENGINEER'S APPROVAL.

LEGEND

PETROMAT

PHASE E

BASKERVILLE-DONOVAN, INC.
ENGINEERING THE SOUTH SINCE 1927
449 W. MAIN ST., PENSACOLA, FL 32502 (850)438-9661
ENGINEERING BUSINESS: EB-0000340
Pensacola - Panama City Beach - Tallahassee - Mobile

JASON J. FRICK P.E.
FL Reg. Engineer #86469

S. PALAFOX PLACE
PEDESTRIAN
IMPROVEMENTS

NO.	DATE	APPR.	REVISION/ACTION TAKEN

NOT RELEASED FOR CONSTRUCTION BY ___ DATE __/__/__

PROJECT NO: 24324.01
DESIGNED BY: MDL
DRAWN BY: RGG
CHK'D BY: MDL
PROJ. MGR: JJF
DATE: JULY 2025

ROMANA STREET
PETROMAT PLACEMENT
PLAN

C-154

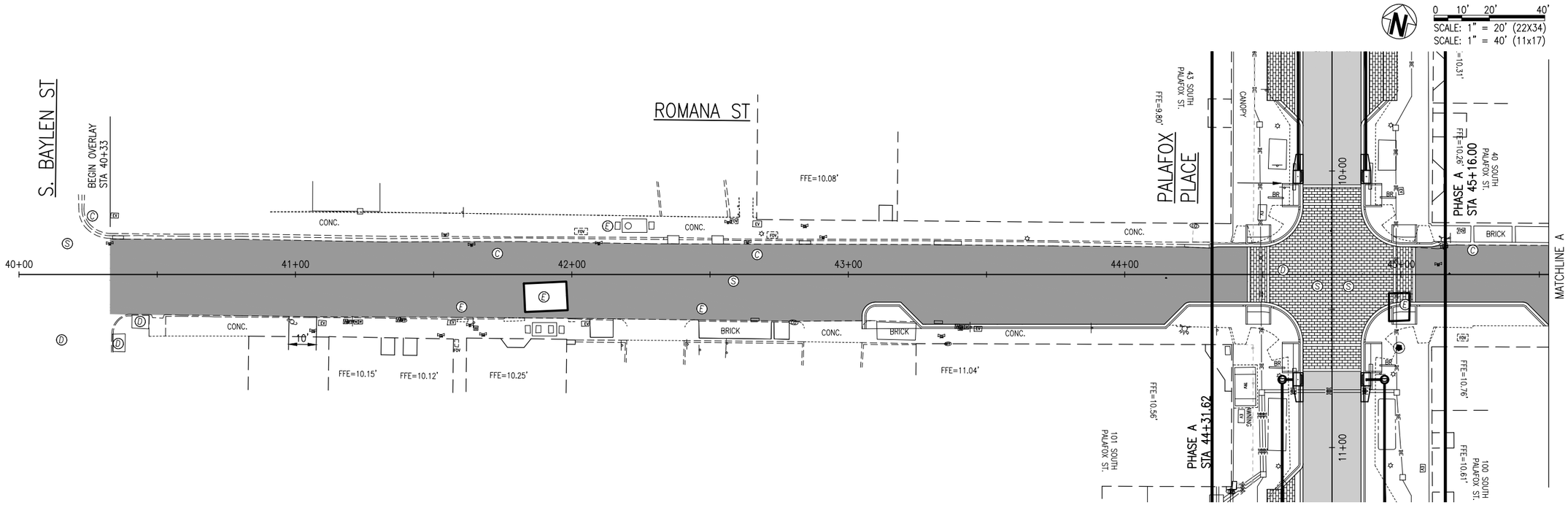

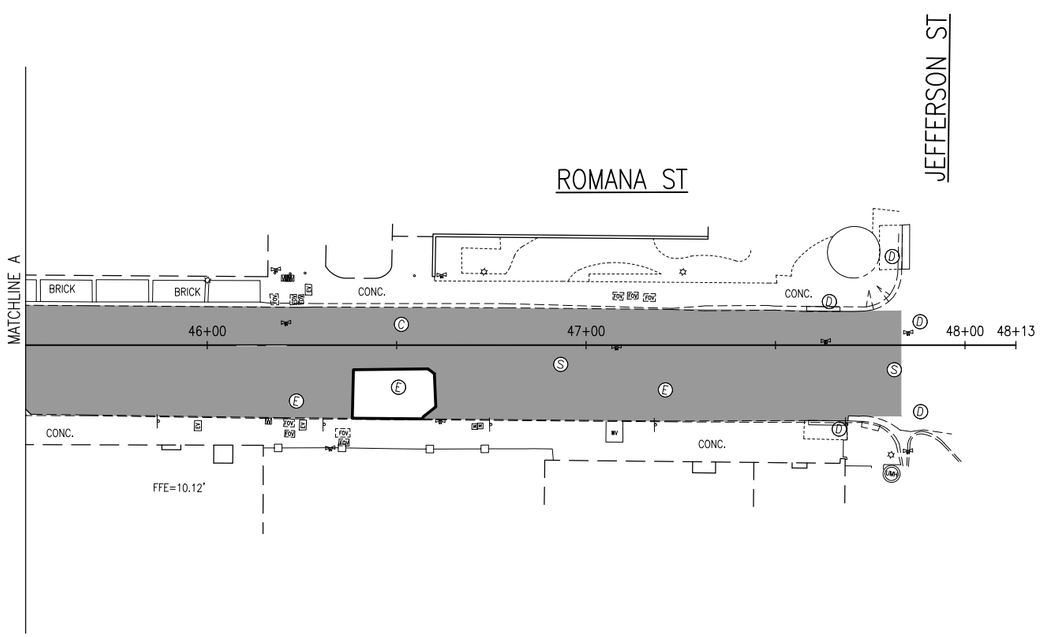

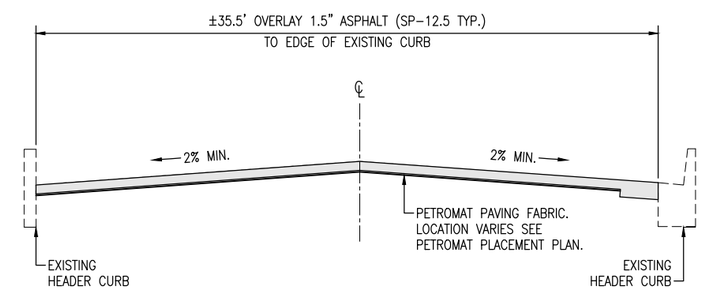

OVERLAY DETAIL

NOT TO SCALE

LEGEND

- DRAINAGE MANHOLE
- SANITARY SEWER MANHOLE
- ELECTRICAL MANHOLE
- COMMUNICATIONS MANHOLE
- POTABLE WATER MANHOLE
- GAS VALVE
- WATER VALVE
- SANITARY SEWER VALVE
- PHASE A PAVEMENT OVERLAY
- PAVEMENT OVERLAY
- BRICK PAVERS
- CONCRETE

NOTES:

1. ASPHALT OVERLAY THICKNESS SHALL BE VARIED TO PROVIDE 2% CROSS SLOPE ON ROADWAY.
2. CITY MUST INSPECT THE ROADWAY AFTER MILLING OPERATIONS AND PRIOR TO PLACEMENT OF THE TACKING AGENT OR ASPHALT.
3. REMOVE ALL DEBRIS AND LOOSE MATERIAL AFTER MILLING.
4. ALL EXISTING CURB RAMPS THAT ARE TO REMAIN SHALL BE RETROFITTED WITH NEW DETECTABLE WARNINGS. SEE DETAILS.
5. THE PAVER HATCH SHOWN ON CIVIL DRAWINGS IS GENERIC. REFER TO LANDSCAPE PLANS FOR AUTHORITATIVE PAVER LAYOUT, WHICH TAKES PRECEDENCE.

PHASE E

BASKERVILLE-DONOVAN, INC.
ENGINEERING THE SOUTH SINCE 1927
449 W. MAIN ST., PENSACOLA, FL 32502 (850)438-9661
ENGINEERING BUSINESS: EB-0000340
Pensacola - Panama City Beach - Tallahassee - Mobile

JASON J. FRICK P.E.
FL Reg. Engineer #86469

S. PALAFOX PLACE
PEDESTRIAN
IMPROVEMENTS

NO.	DATE	APPR.	REVISION/ACTION TAKEN

NOT RELEASED FOR CONSTRUCTION BY ___ DATE __/__/__

PROJECT NO: 24324.01
DESIGNED BY: MDL
DRAWN BY: RGG
CHK'D BY: MDL
PROJ. MGR: JJF
DATE: JULY 2025

ROMANA STREET
OVERLAY PLAN

C-155

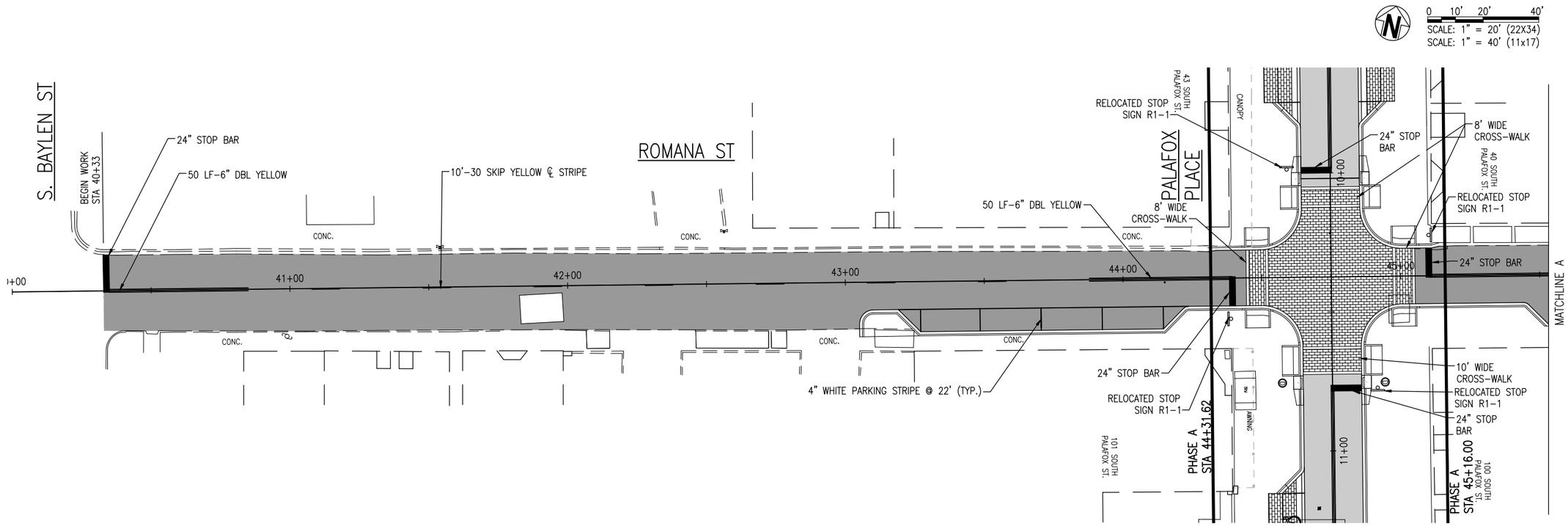

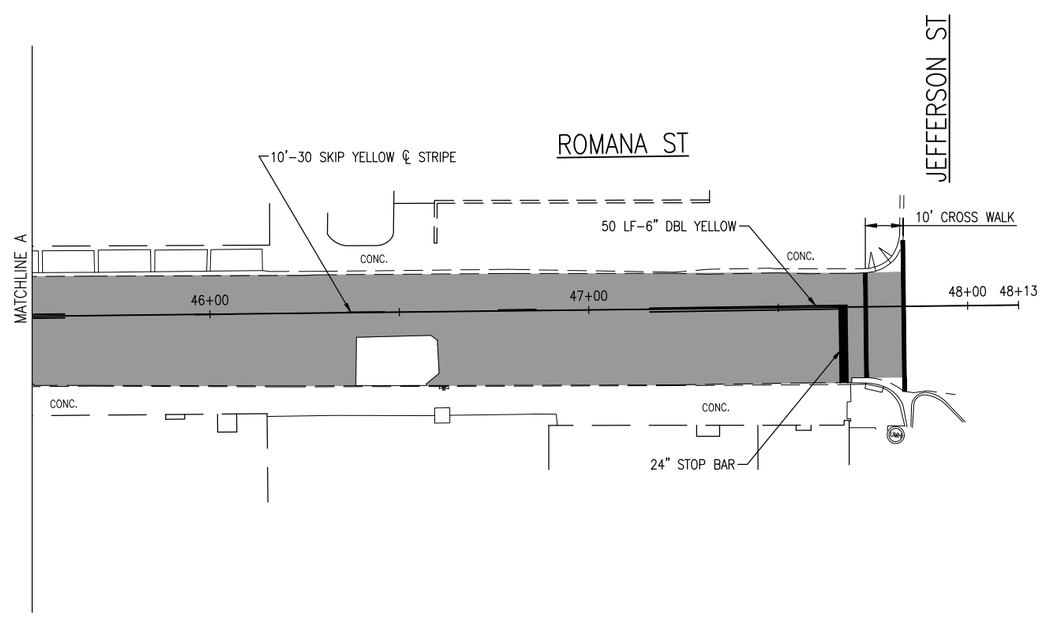

NOTES:

1. ALL STRIPING AND MARKINGS SHALL BE THERMOPLASTIC.
2. ALL STRIPING SHALL MEET FDOT MINIMUM STANDARDS FOR PLACEMENT, THICKNESS, WIDTH AND REFLECTIVITY.

PHASE E

BASKERVILLE-DONOVAN, INC.
ENGINEERING THE SOUTH SINCE 1927
449 W. MAIN ST., PENSACOLA, FL 32502 (850)438-9661
ENGINEERING BUSINESS: EB-0000340
Pensacola - Panama City Beach - Tallahassee - Mobile

JASON J. FRICK P.E.
FL Reg. Engineer #86469

S. PALAFOX PLACE
PEDESTRIAN
IMPROVEMENTS

NO.	DATE	APPR.	REVISION/ACTION TAKEN

NOT RELEASED FOR CONSTRUCTION BY ___ DATE __/__/__

PROJECT NO: 24324.01
DESIGNED BY: MDL
DRAWN BY: RGG
CHK'D BY: MDL
PROJ. MGR: JJF
DATE: JULY 2025

ROMANA STREET
SIGNAGE /
STRIPING PLAN

C-156

E:\DWG\243\24324.03 Downtown Resurfacing\C-156 Striping-Romana.dwg, Jul 09, 2025 - 11:26:41AM, rgeiger

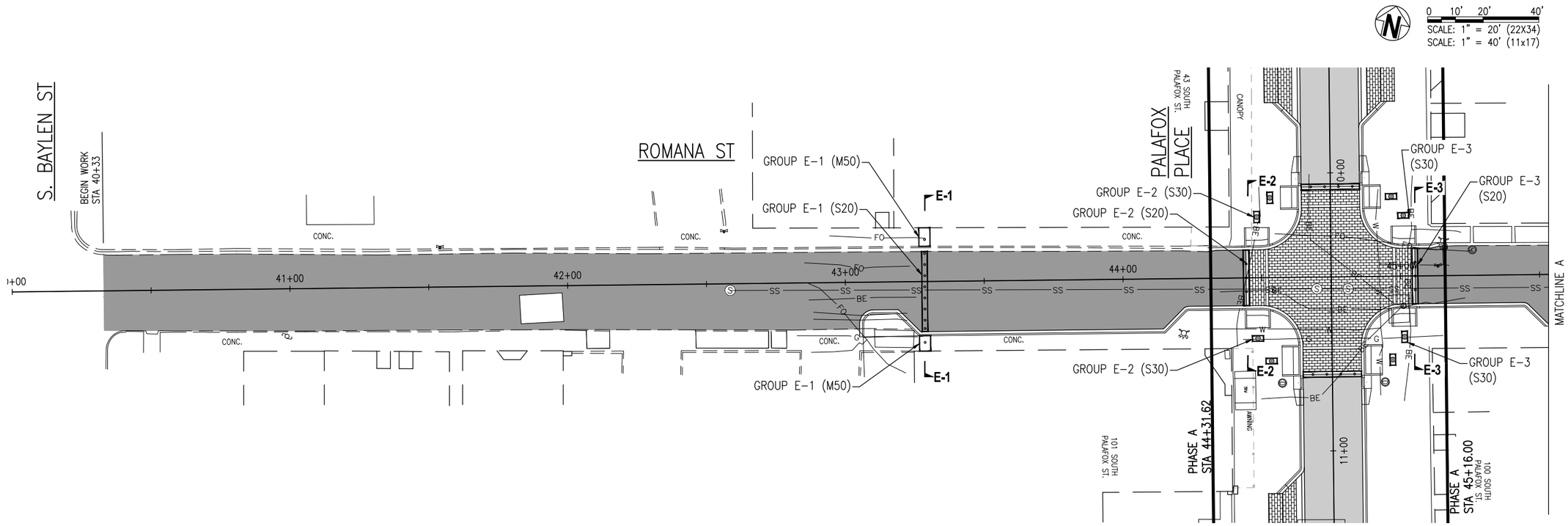

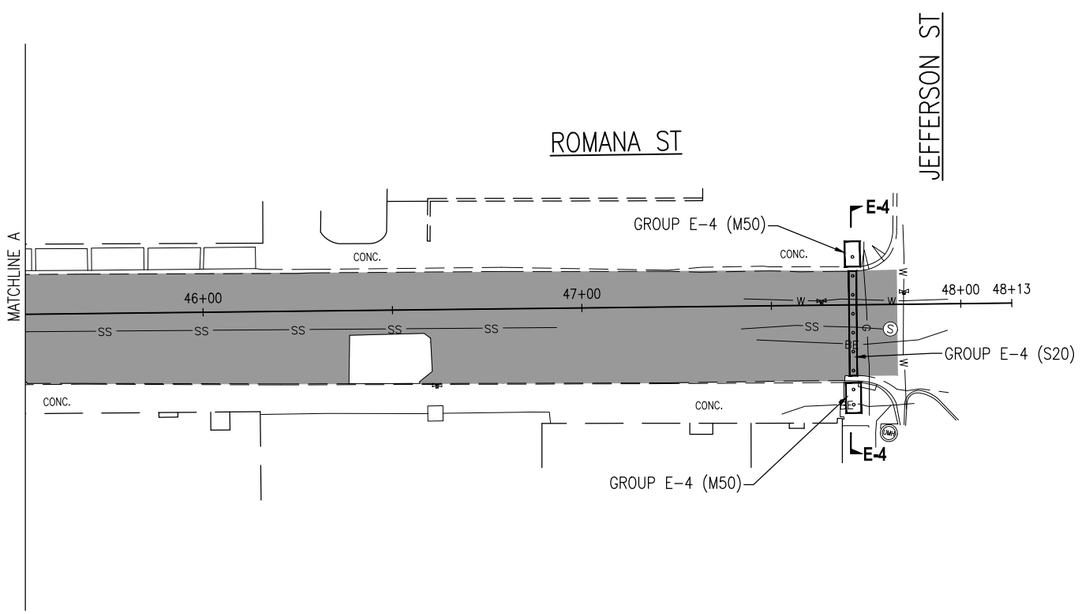

NOTES:

1. THE LOCATIONS OF BOLLARDS SHOWN ON THIS PLAN ARE BASED ON AVAILABLE UTILITY INFORMATION. IN THE EVENT OF A DISCOVERED CONFLICT WITH EXISTING UTILITIES DURING CONSTRUCTION, THE CONTRACTOR SHALL IMMEDIATELY NOTIFY THE ENGINEER/LANDSCAPE ARCHITECT AND COORDINATE FIELD ADJUSTMENTS TO BOLLARD PLACEMENT. THE CONTRACTOR SHALL VERIFY UTILITY LOCATIONS THROUGH FLORIDA 811 (SUNSHINE 811) OR OTHER APPROVED METHODS BEFORE COMMENCING WORK.

2. SEE SHEET C-215 (BOLLARD SCHEDULE) FOR GROUP IDENTIFICATION AND CORRESPONDING SIZE/STYLE.

PHASE E

BASKERVILLE-DONOVAN, INC.
ENGINEERING THE SOUTH SINCE 1927
449 W. MAIN ST., PENSACOLA, FL 32502 (850)438-9661
ENGINEERING BUSINESS: EB-0000340
Pensacola - Panama City Beach - Tallahassee - Mobile

JASON J. FRICK P.E.
FL Reg. Engineer #86469

S. PALAFOX PLACE
PEDESTRIAN
IMPROVEMENTS

NO.	DATE	APPR.	REVISION/ACTION TAKEN

NOT RELEASED FOR CONSTRUCTION BY ___ DATE __/__/__

PROJECT NO: 24324.01
DESIGNED BY: JJF
DRAWN BY: RGG
CHK'D BY: MDL
PROJ. MGR: JJF
DATE: JULY 2025

ROMANA STREET
BOLLARD PLAN

C-157

0 5' 10' 20'
SCALE: 1" = 10'
1" = 10' (22x34)
1" = 20' (11x17)

0 1' 2' 4'
SCALE: 1" = 2'
1" = 2' (22x34)
1" = 4' (11x17)

43+28.48

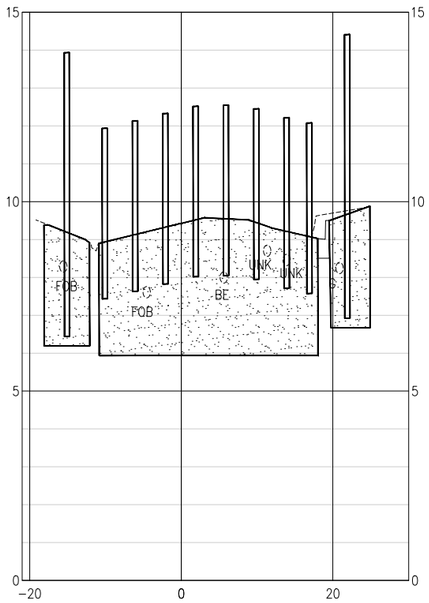

SECTION E-1

44+44.37

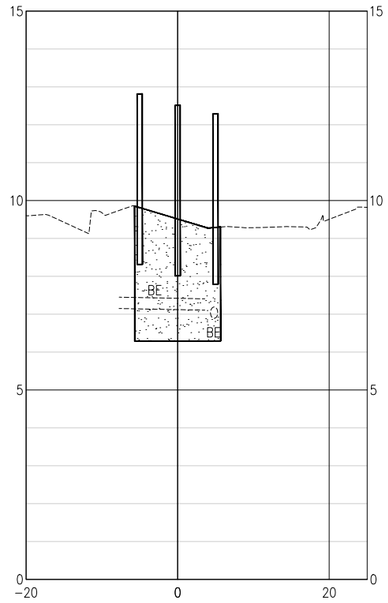

SECTION E-2

45+05.17

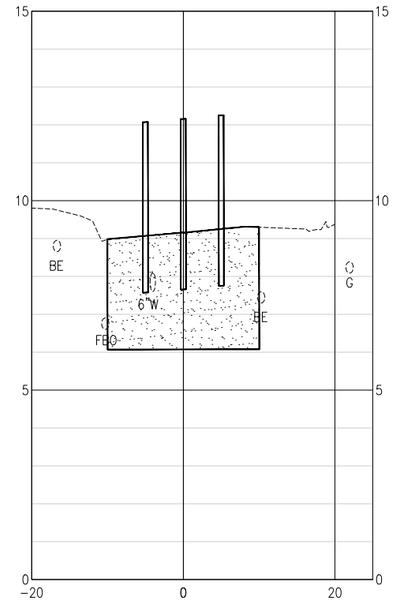

SECTION E-3

47+71.48

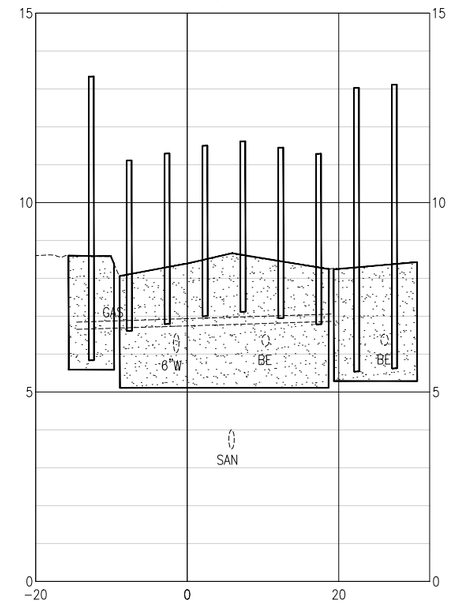

SECTION E-4

PHASE E

BASKERVILLE-DONOVAN, INC.
ENGINEERING THE SOUTH SINCE 1927
449 W. MAIN ST., PENSACOLA, FL 32502 (850)438-9661
ENGINEERING BUSINESS: EB-0000340
Pensacola - Panama City Beach - Tallahassee - Mobile

JASON J. FRICK P.E.
FL Reg. Engineer #86469

S. PALAFOX PLACE
PEDESTRIAN
IMPROVEMENTS

NO.	DATE	APPR.	REVISION/ACTION TAKEN

NOT RELEASED FOR CONSTRUCTION BY ___ DATE __/__/__

PROJECT NO: 24324.01
DESIGNED BY: JJF
DRAWN BY: RGG
CHK'D BY: JJF
PROJ. MGR: JJF
DATE: JULY 2025

ROMANA STREET
BOLLARD
CROSS-SECTIONS

C-158

E:\DWG\243\24324.03 Downtown Resurfacing\C-158 Bollard Xsec.dwg, Jul 09, 2025 - 11:27:05AM, rgeiger

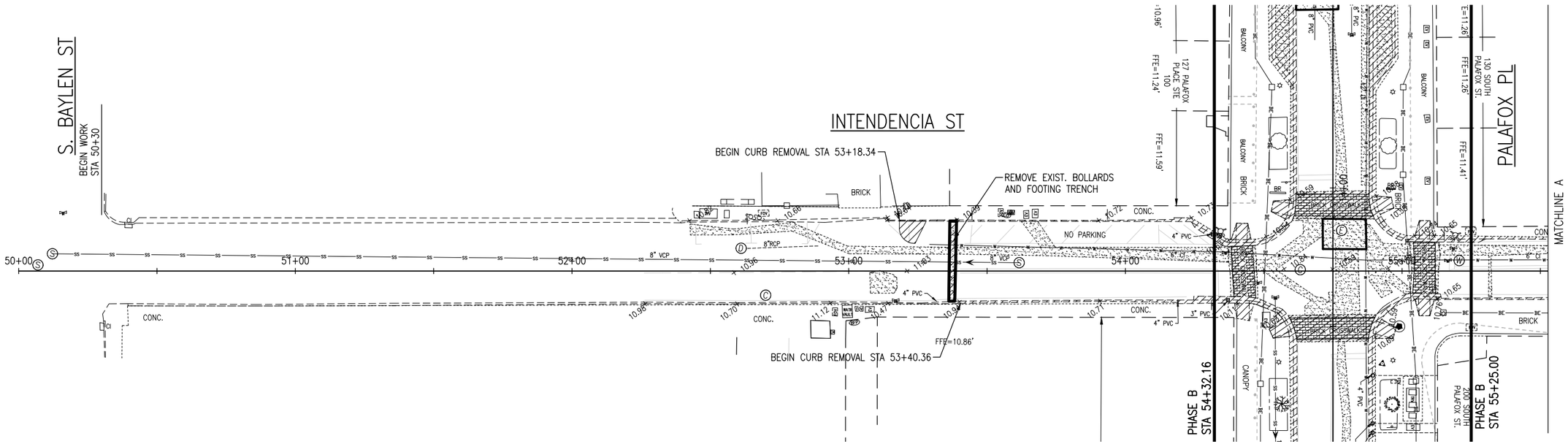

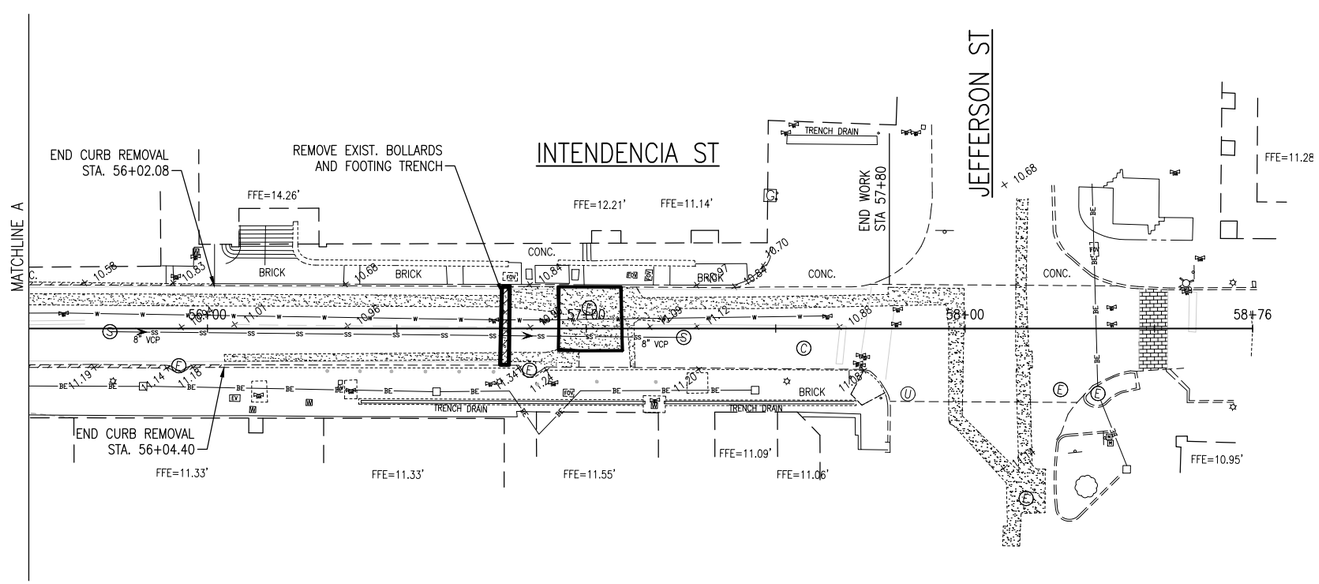

0 10' 20' 40'
SCALE: 1" = 20' (22X34)
SCALE: 1" = 40' (11x17)

LEGEND

- DRAINAGE MANHOLE
- SANITARY SEWER MANHOLE
- ELECTRICAL MANHOLE
- COMMUNICATIONS MANHOLE
- POTABLE WATER MANHOLE
- GAS VALVE
- WATER VALVE
- SANITARY SEWER VALVE
- FPL UTILITY TRENCH LIMITS
- TO BE REMOVED

NOTES:

1. PAVEMENT CUTS SHALL BE PERFORMED BY SAWCUTTING AND SHALL BE FULL-DEPTH TO ENSURE CLEAN EDGES AND MINIMIZE DISTURBANCES TO ADJACENT AREAS.
2. REMOVE PAVEMENT IN CONTROLLED SECTIONS USING METHODS THAT PREVENT DAMAGE TO UNDERLYING UTILITIES (e.g., WATER, GAS, ELECTRICAL, TELECOM).
3. HAND EXCAVATION OR LIGHT EQUIPMENT SHALL BE USED WITHIN 12 INCHES OF KNOWN UTILITY LINES, AS VERIFIED BY POTHOLING OR UTILITY LOCATES PRIOR TO WORK.
4. CONTRACTOR SHALL COORDINATE WITH UTILITY OWNERS AND COMPLY WITH ALL APPLICABLE STANDARDS FOR UTILITY PROTECTION. DISPOSE OF DEBRIS OFF-SITE PER LOCAL REGULATIONS. *

PHASE F

BASKERVILLE-DONOVAN, INC.
ENGINEERING THE SOUTH SINCE 1927
449 W. MAIN ST., PENSACOLA, FL 32502 (850)438-9661
ENGINEERING BUSINESS: EB-0000340
Pensacola - Panama City Beach - Tallahassee - Mobile

JASON J. FRICK P.E.
FL Reg. Engineer #86469

S. PALAFOX PLACE
PEDESTRIAN
IMPROVEMENTS

NO.	DATE	APPR.	REVISION/ACTION TAKEN

NOT RELEASED FOR CONSTRUCTION BY ___ DATE __/__/__

PROJECT NO: 24324.01
DESIGNED BY: JJF
DRAWN BY: RGG
CHK'D BY: MDL
PROJ. MGR: JJF
DATE: JULY 2025

INTENDENCIA STREET
EXISTING CONDITIONS /
DEMOLITION PLAN

C-161

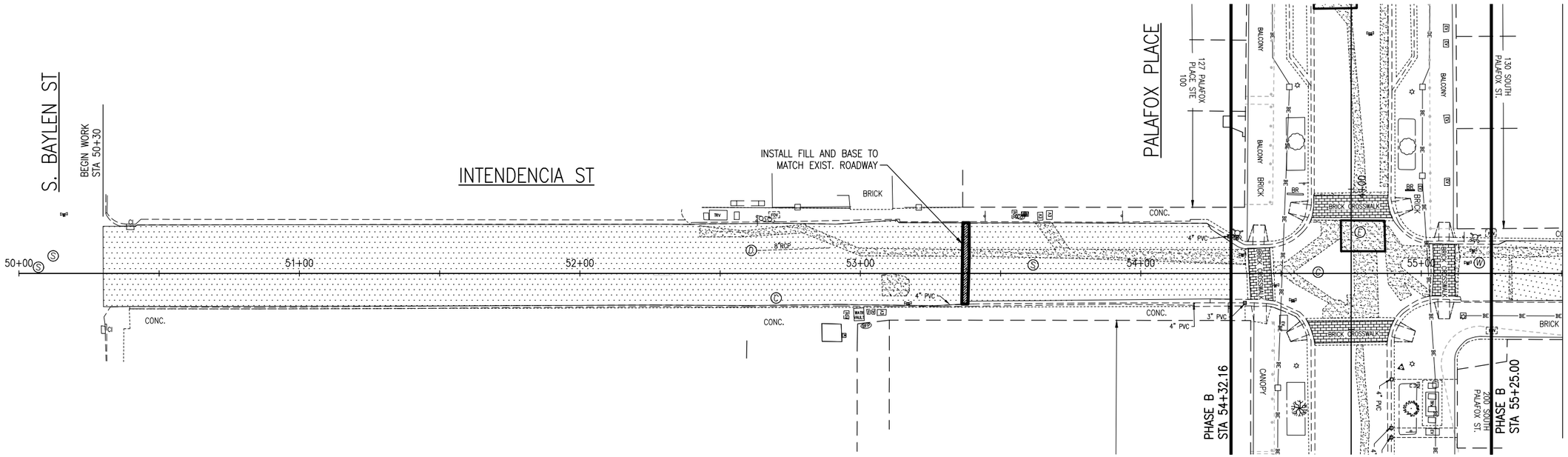

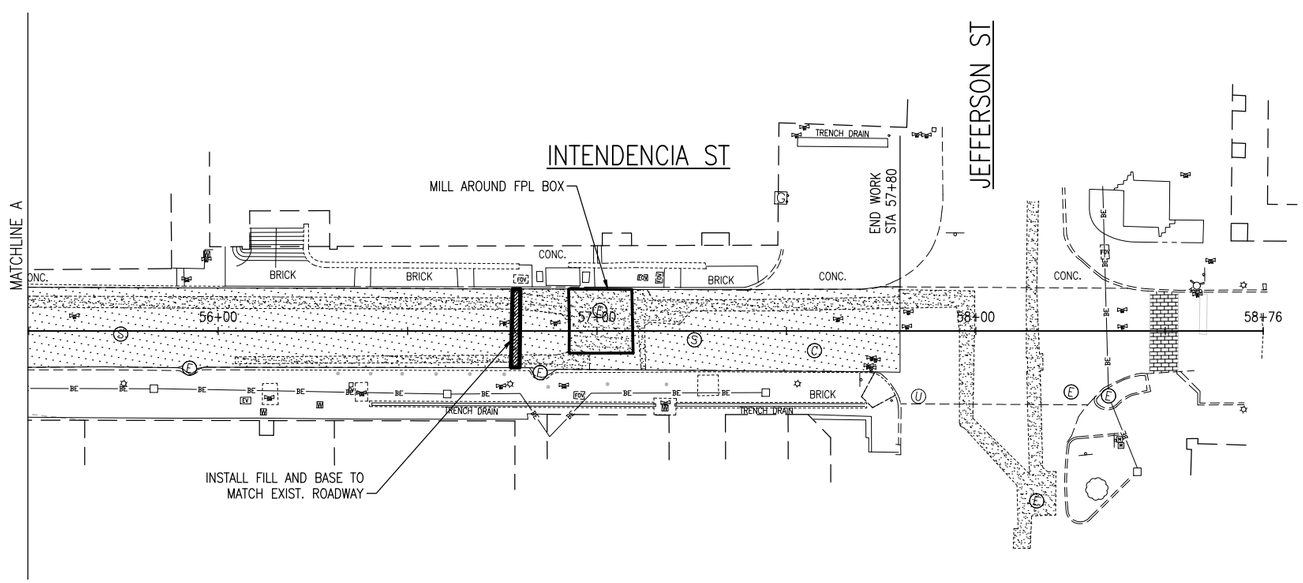

0 10' 20' 40'
SCALE: 1" = 20' (22X34)
SCALE: 1" = 40' (11x17)

LEGEND

- DRAINAGE MANHOLE
- SANITARY SEWER MANHOLE
- ELECTRICAL MANHOLE
- COMMUNICATIONS MANHOLE
- POTABLE WATER MANHOLE
- GAS VALVE
- WATER VALVE
- SANITARY SEWER VALVE
- MILLING

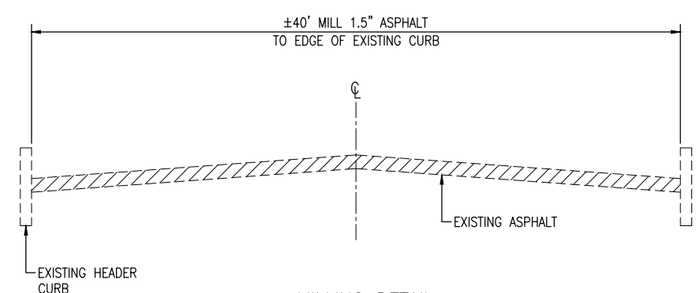

MILLING DETAIL
NOT TO SCALE

NOTES:

1. CLEAN SURFACE OF DIRT, WATER, DEBRIS AND LOOSE MATERIALS AFTER MILLING.
2. PACK MILLING EDGES WITH MATERIAL TO TAPER TRANSITION BEFORE RELEASING ANY TRAFFIC. NO TRANSITION OVER 0.5 INCHES.
3. MILL ASPHALT PAVEMENT A DEPTH OF 3"–6" TO REMOVE SURFACE COURSE AND ACHIEVE A UNIFORM BASE.
4. THE CONTRACTOR SHALL ADJUST ALL UTILITY TOPS TO ALIGN WITH THE FINAL PAVEMENT GRADE.

PHASE F

BASKERVILLE-DONOVAN, INC.
ENGINEERING THE SOUTH SINCE 1927
449 W. MAIN ST., PENSACOLA, FL 32502 (850)438-9661
ENGINEERING BUSINESS: EB-0000340
Pensacola - Panama City Beach - Tallahassee - Mobile

JASON J. FRICK P.E.
FL Reg. Engineer #86469

S. PALAFOX PLACE
PEDESTRIAN
IMPROVEMENTS

NO.	DATE	APPR.	REVISION/ACTION TAKEN

NOT RELEASED FOR CONSTRUCTION BY ___ DATE __/__/____

PROJECT NO: 24324.01
DESIGNED BY: MDL
DRAWN BY: RGG
CHK'D BY: MDL
PROJ. MGR: JJF
DATE: JULY 2025

INTENDENCIA STREET
MILLING PLAN

C-162

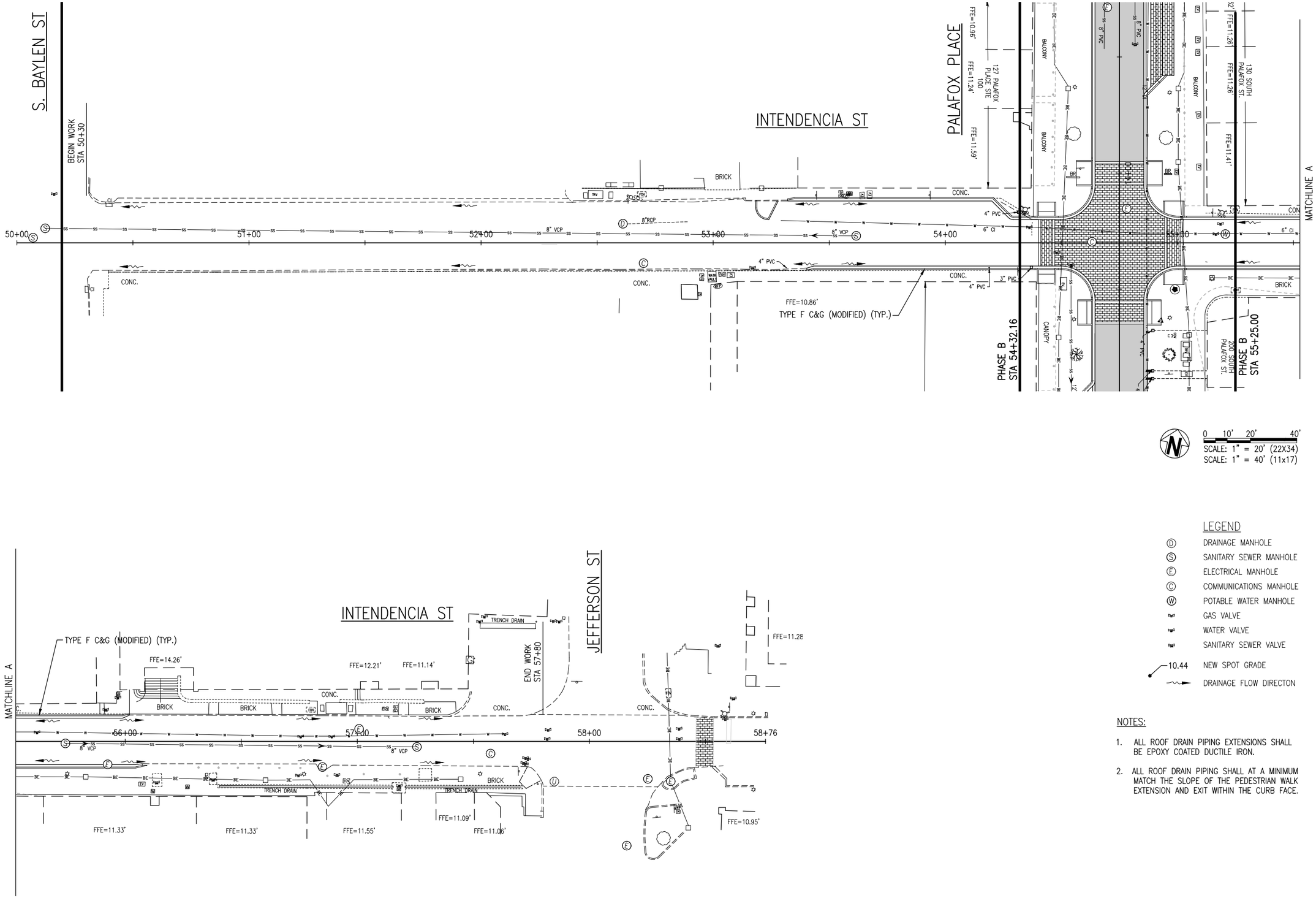

LEGEND

- Ⓓ DRAINAGE MANHOLE
- Ⓢ SANITARY SEWER MANHOLE
- Ⓔ ELECTRICAL MANHOLE
- Ⓒ COMMUNICATIONS MANHOLE
- Ⓦ POTABLE WATER MANHOLE
- GAS VALVE
- WATER VALVE
- SANITARY SEWER VALVE
- 10.44 NEW SPOT GRADE
- DRAINAGE FLOW DIRECTON

NOTES:

1. ALL ROOF DRAIN PIPING EXTENSIONS SHALL BE EPOXY COATED DUCTILE IRON.
2. ALL ROOF DRAIN PIPING SHALL AT A MINIMUM MATCH THE SLOPE OF THE PEDESTRIAN WALK EXTENSION AND EXIT WITHIN THE CURB FACE.

PHASE F

BASKERVILLE-DONOVAN, INC.
ENGINEERING THE SOUTH SINCE 1927
449 W. MAIN ST., PENSACOLA, FL 32502 (850)438-9661
ENGINEERING BUSINESS: EB-0000340
Pensacola - Panama City Beach - Tallahassee - Mobile

JASON J. FRICK P.E.
FL Reg. Engineer #86469

S. PALAFOX PLACE
PEDESTRIAN
IMPROVEMENTS

NO.	DATE	APPR.	REVISION/ACTION TAKEN

NOT RELEASED FOR CONSTRUCTION BY ___ DATE __/__/__

PROJECT NO: 24324.01
DESIGNED BY: MDL
DRAWN BY: RGG
CHK'D BY: MDL
PROJ. MGR: JJF
DATE: JULY 2025

INTENDENCIA STREET
DRAINAGE PLAN

C-163

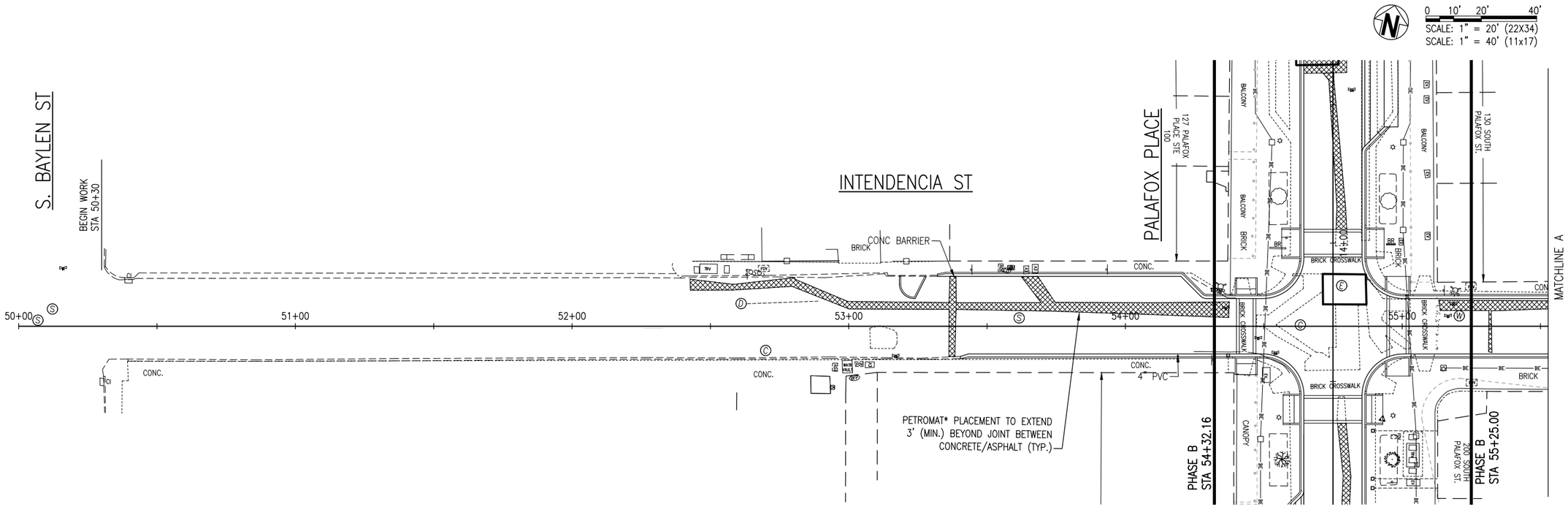

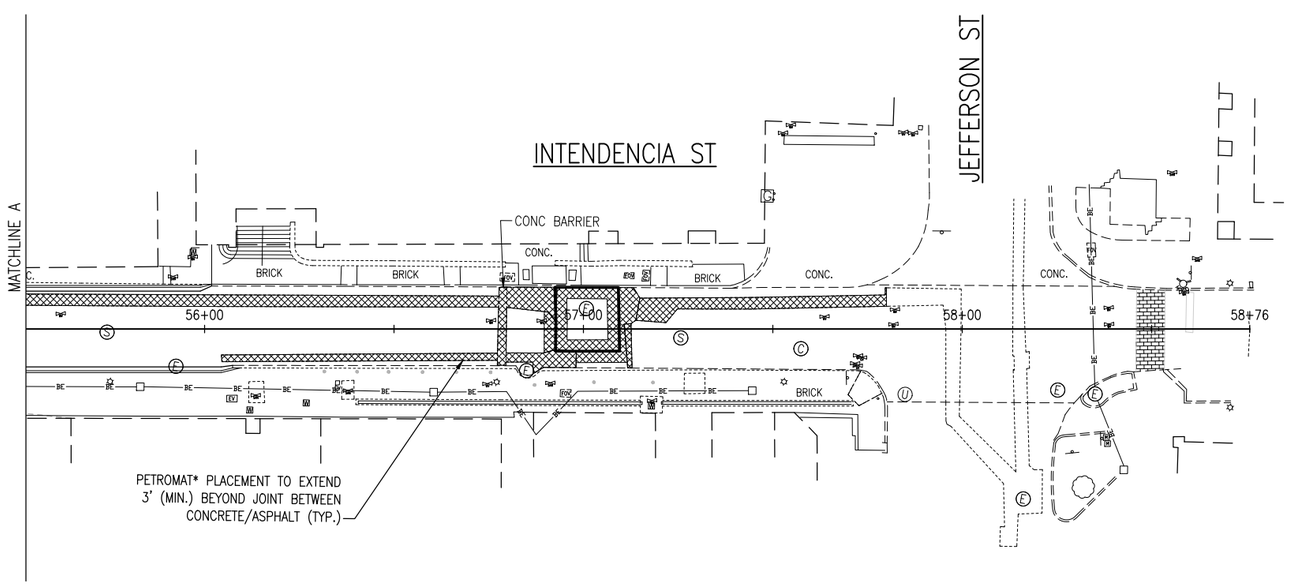

* FURNISH AND INSTALL A NONWOVEN POLYPROPYLENE PAVING FABRIC (PETROMAT AS MANUFACTURED BY PROPEX OPERATING COMPANY, LLC, OR APPROVED EQUAL) AS A MOISTURE BARRIER AND STRESS-ABSORBING INTERLAYER IN ASPHALT PAVEMENT CONSTRUCTION. THE FABRIC SHALL MEET AASHTO M 288 GUIDELINES FOR PAVING FABRICS AND HAVE A MINIMUM GRAB TENSILE STRENGTH OF 100 LBS (ASTM D4632). APPLY AN ASPHALT TACK COAT AT A RATE OF 0.20-0.25 GALLONS PER SQUARE YARD, ENSURING FULL SATURATION OF THE FABRIC PRIOR TO PLACEMENT OF THE ASPHALT OVERLAY. INSTALL IN ACCORDANCE WITH MANUFACTURER'S RECOMMENDATIONS AND PROJECT SPECIFICATIONS. APPROVED EQUALS MUST DEMONSTRATE EQUIVALENT PERFORMANCE IN REDUCING REFLECTIVE CRACKING AND WATER INFILTRATION, SUBJECT TO ENGINEER'S APPROVAL.

LEGEND

PETROMAT

PHASE F

BASKERVILLE-DONOVAN, INC.
ENGINEERING THE SOUTH SINCE 1927
449 W. MAIN ST., PENSACOLA, FL 32502 (850)438-9661
ENGINEERING BUSINESS: EB-0000340
Pensacola - Panama City Beach - Tallahassee - Mobile

JASON J. FRICK P.E.
FL Reg. Engineer #86469

S. PALAFOX PLACE
PEDESTRIAN
IMPROVEMENTS

NO.	DATE	APPR.	REVISION/ACTION TAKEN

NOT RELEASED FOR CONSTRUCTION BY ___ DATE __/__/__

PROJECT NO: 24324.01
DESIGNED BY: MDL
DRAWN BY: RGG
CHK'D BY: MDL
PROJ. MGR: JJF
DATE: JULY 2025

INTENDENCIA STREET
PETROMAT PLACEMENT
PLAN

C-164

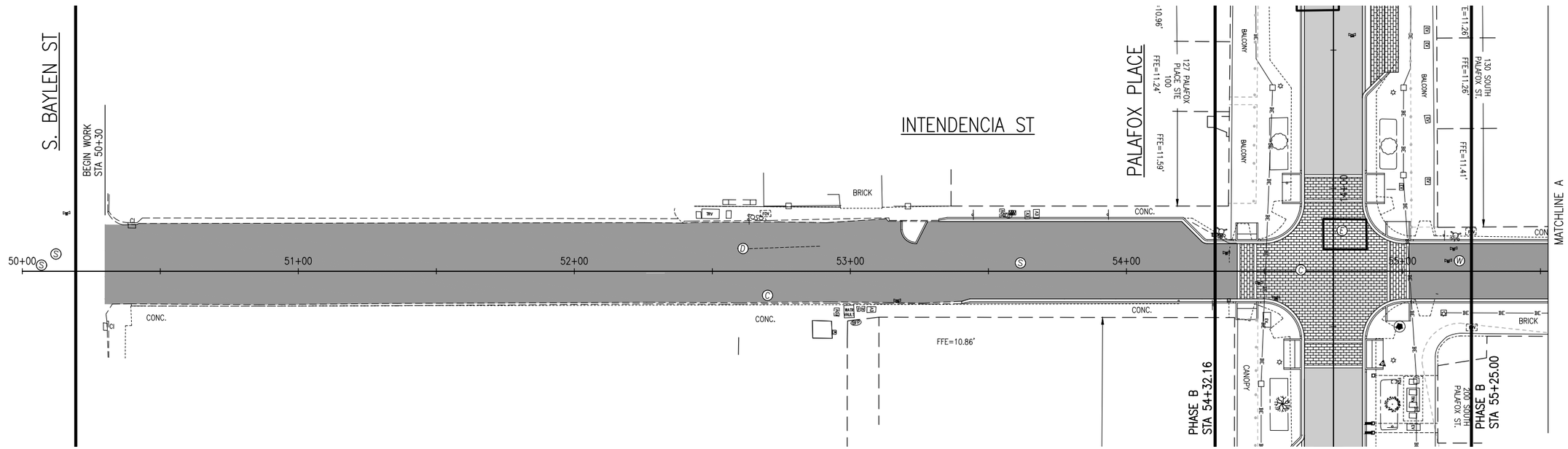

LEGEND

- (D) DRAINAGE MANHOLE
- (S) SANITARY SEWER MANHOLE
- (E) ELECTRICAL MANHOLE
- (C) COMMUNICATIONS MANHOLE
- (W) POTABLE WATER MANHOLE
- GAS VALVE
- WATER VALVE
- SANITARY SEWER VALVE
- PHASE B PAVEMENT OVERLAY
- PAVEMENT OVERLAY
- BRICK PAVERS
- CONCRETE

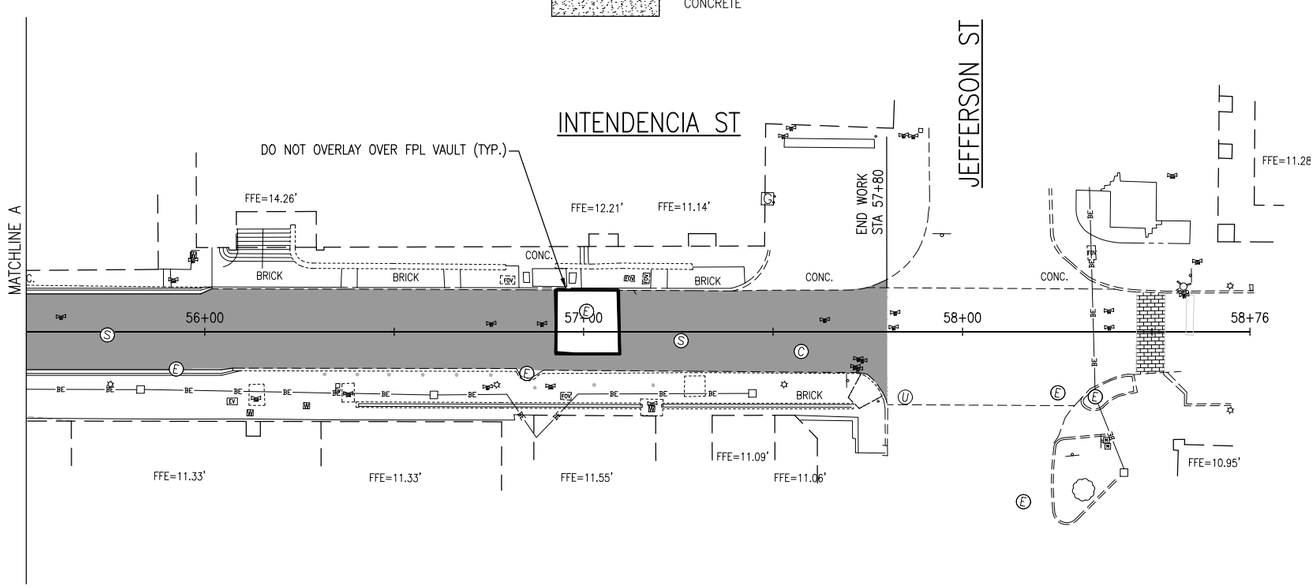

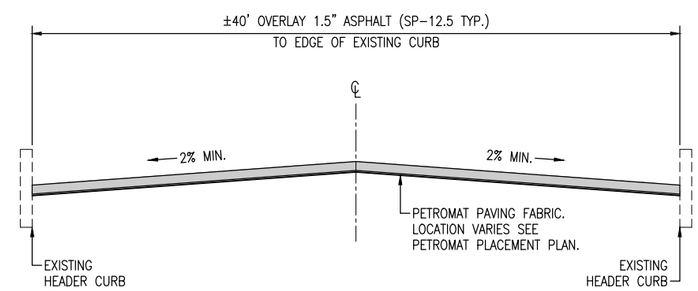

OVERLAY DETAIL

NOT TO SCALE

NOTES:

1. ASPHALT OVERLAY THICKNESS SHALL BE VARIED TO PROVIDE 2% CROSS SLOPE ON ROADWAY.
2. CITY MUST INSPECT THE ROADWAY AFTER MILLING OPERATIONS AND PRIOR TO PLACEMENT OF THE TACKING AGENT OR ASPHALT.
3. REMOVE ALL DEBRIS AND LOOSE MATERIAL AFTER MILLING.
4. ALL EXISTING CURB RAMPS THAT ARE TO REMAIN SHALL BE RETROFITTED WITH NEW DETECTABLE WARNINGS. SEE DETAILS.
5. THE PAVER HATCH SHOWN ON CIVIL DRAWINGS IS GENERIC. REFER TO LANDSCAPE PLANS FOR AUTHORITATIVE PAVER LAYOUT, WHICH TAKES PRECEDENCE.

PHASE F

BASKERVILLE-DONOVAN, INC.
ENGINEERING THE SOUTH SINCE 1927
449 W. MAIN ST., PENSACOLA, FL 32502 (850)438-9661
ENGINEERING BUSINESS: EB-0000340
Pensacola - Panama City Beach - Tallahassee - Mobile

JASON J. FRICK P.E.
FL Reg. Engineer #86469

S. PALAFOX PLACE
PEDESTRIAN
IMPROVEMENTS

NO.	DATE	APPR.	REVISION/ACTION TAKEN

NOT RELEASED FOR CONSTRUCTION BY ___ DATE __/__/__

PROJECT NO: 24324.01
DESIGNED BY: MDL
DRAWN BY: RGG
CHK'D BY: MDL
PROJ. MGR: JJF
DATE: JULY 2025

INTENDENCIA STREET
OVERLAY PLAN

C-165

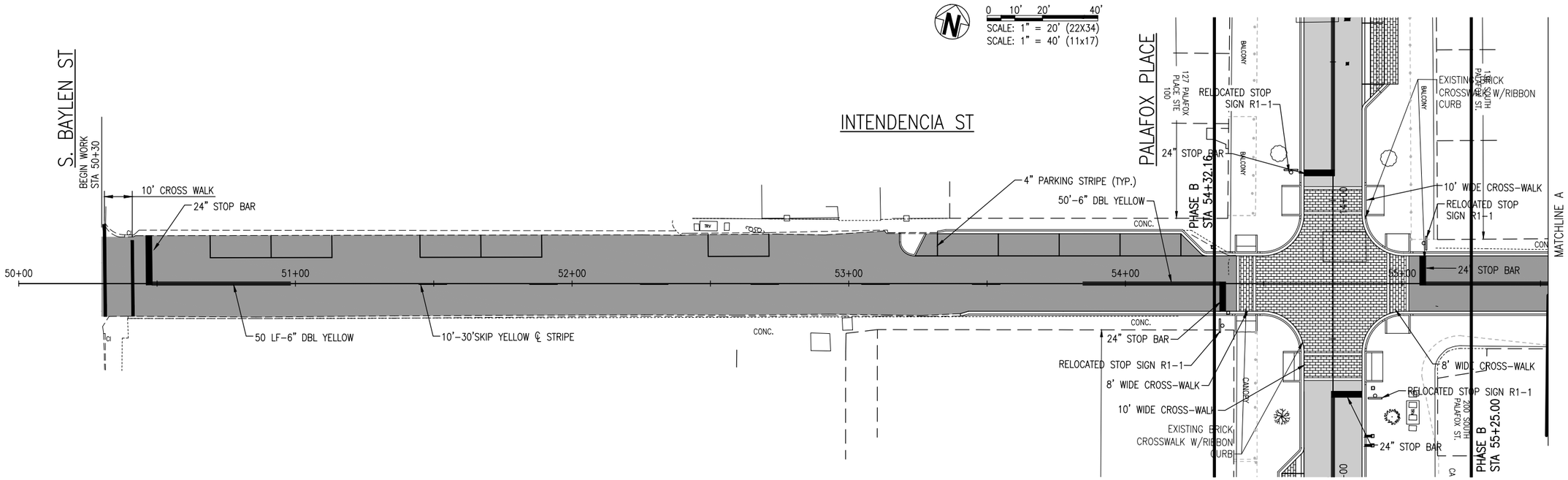

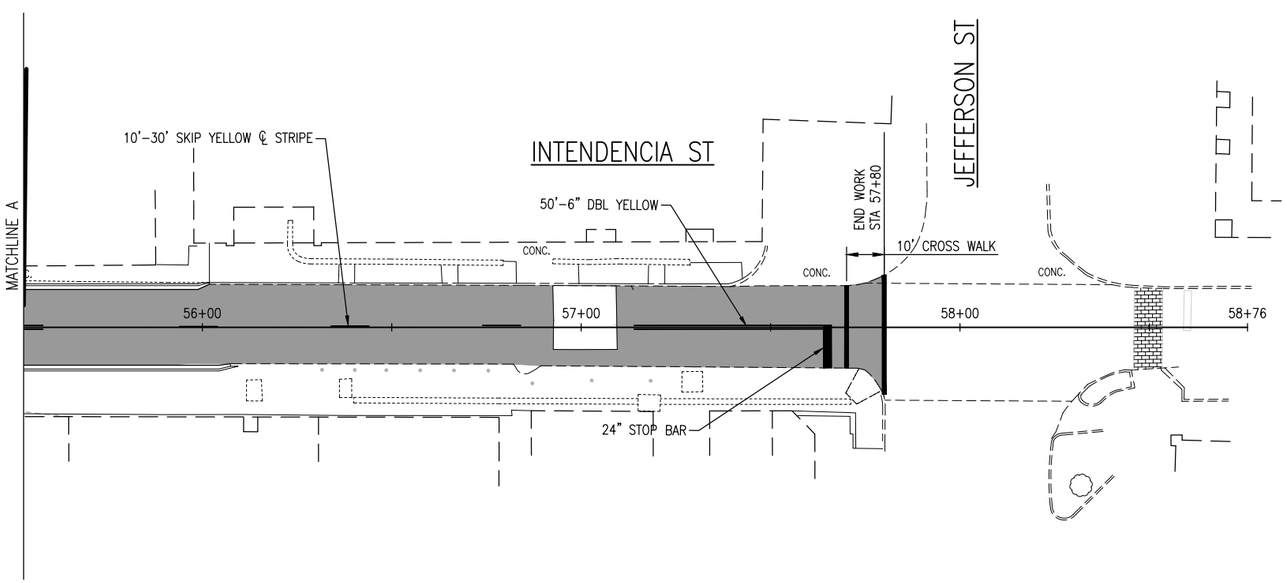

NOTES:

1. ALL STRIPING AND MARKINGS SHALL BE THERMOPLASTIC.
2. ALL STRIPING SHALL MEET FDOT MINIMUM STANDARDS FOR PLACEMENT, THICKNESS, WIDTH AND REFLECTIVITY.

PHASE F

BASKERVILLE-DONOVAN, INC.
ENGINEERING THE SOUTH SINCE 1927
449 W. MAIN ST., PENSACOLA, FL 32502 (850)438-9661
ENGINEERING BUSINESS: EB-0000340
Pensacola - Panama City Beach - Tallahassee - Mobile

JASON J. FRICK P.E.
FL Reg. Engineer #86469

S. PALAFOX PLACE
PEDESTRIAN
IMPROVEMENTS

NO.	DATE	APPR.	REVISION/ACTION TAKEN

NOT RELEASED FOR CONSTRUCTION BY ___ DATE __/__/__

PROJECT NO: 24324.01
DESIGNED BY: MDL
DRAWN BY: RGG
CHK'D BY: MDL
PROJ. MGR: JJF
DATE: JULY 2025

INTENDENCIA STREET
SIGNAGE /
STRIPING PLAN

C-166

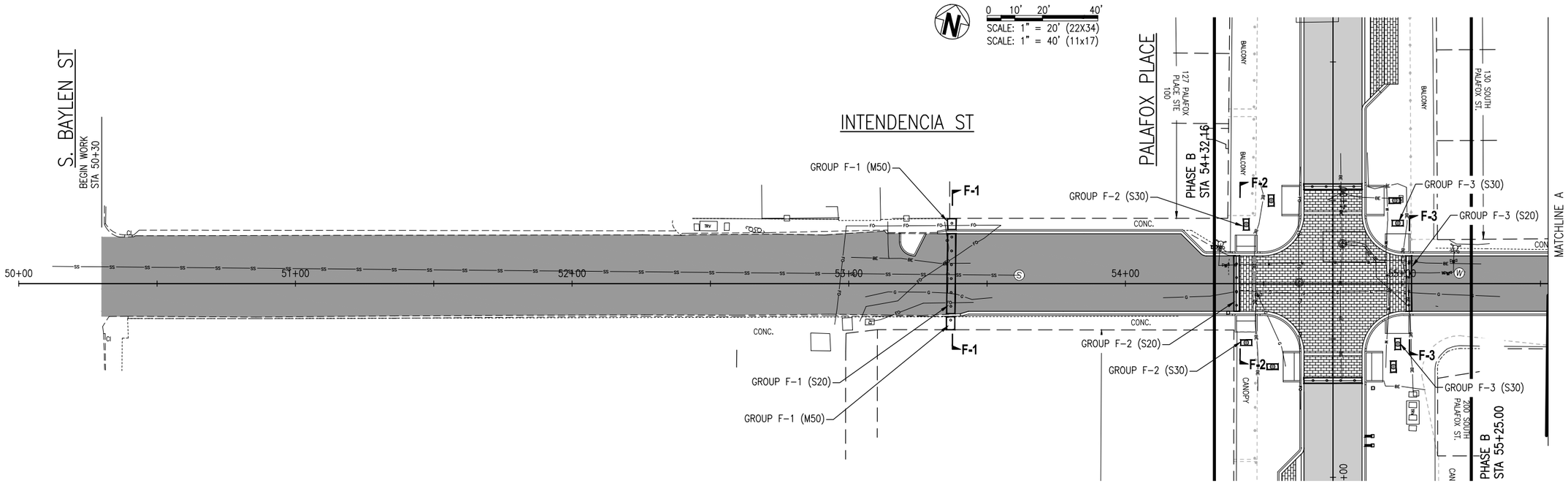

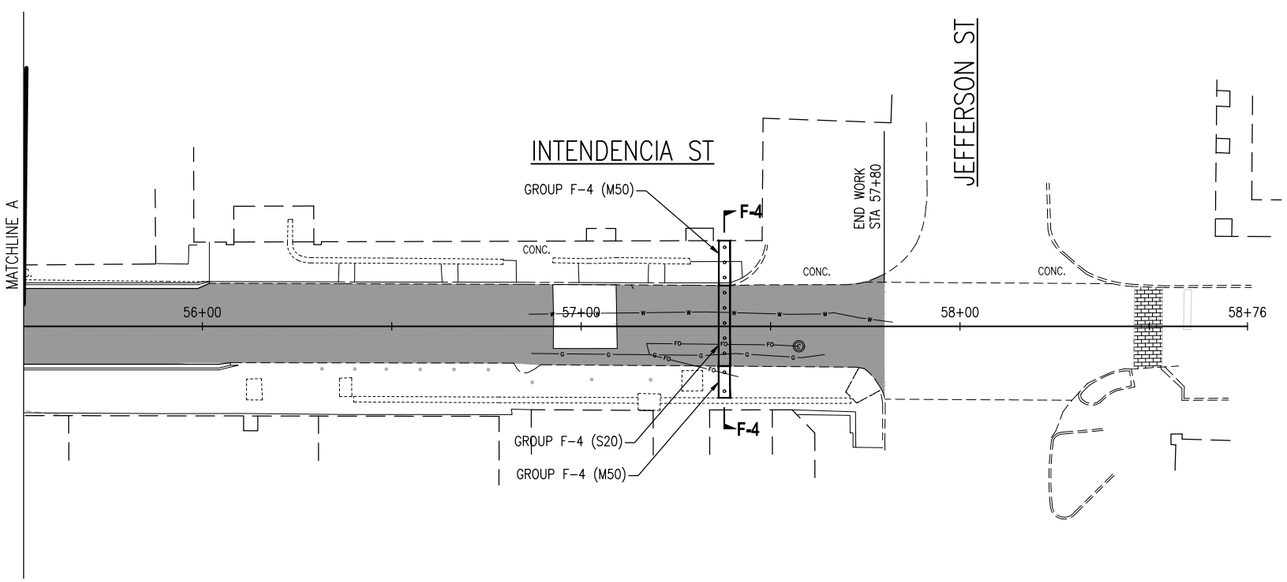

NOTES:

1. THE LOCATIONS OF BOLLARDS SHOWN ON THIS PLAN ARE BASED ON AVAILABLE UTILITY INFORMATION. IN THE EVENT OF A DISCOVERED CONFLICT WITH EXISTING UTILITIES DURING CONSTRUCTION, THE CONTRACTOR SHALL IMMEDIATELY NOTIFY THE ENGINEER/LANDSCAPE ARCHITECT AND COORDINATE FIELD ADJUSTMENTS TO BOLLARD PLACEMENT. THE CONTRACTOR SHALL VERIFY UTILITY LOCATIONS THROUGH FLORIDA 811 (SUNSHINE 811) OR OTHER APPROVED METHODS BEFORE COMMENCING WORK.

2. SEE SHEET C-215 (BOLLARD SCHEDULE) FOR GROUP IDENTIFICATION AND CORRESPONDING SIZE/STYLE.

PHASE F

BASKERVILLE-DONOVAN, INC.
ENGINEERING THE SOUTH SINCE 1927
449 W. MAIN ST., PENSACOLA, FL 32502 (850)438-9661
ENGINEERING BUSINESS: EB-0000340
Pensacola - Panama City Beach - Tallahassee - Mobile

JASON J. FRICK P.E.
FL Reg. Engineer #86469

S. PALAFOX PLACE
PEDESTRIAN
IMPROVEMENTS

NO.	DATE	APPR.	REVISION/ACTION TAKEN

NOT RELEASED FOR CONSTRUCTION BY ___ DATE __/__/__

PROJECT NO: 24324.01
DESIGNED BY: JJF
DRAWN BY: RGG
CHK'D BY: MDL
PROJ. MGR: JJF
DATE: JULY 2025

INTENDENCIA STREET
BOLLARD PLAN

C-167

E:\DWG\243\24324.03 Downtown Resurfacing\C-167 Bollard-Intendencia.dwg, Jul 09, 2025 - 11:28:04AM, rgeiger

0 5' 10' 20'
SCALE: 1" = 10'
1" = 10' (22x34)
1" = 20' (11x17)

0 1' 2' 4'
SCALE: 1" = 2'
1" = 2' (22x34)
1" = 4' (11x17)

53+37.04

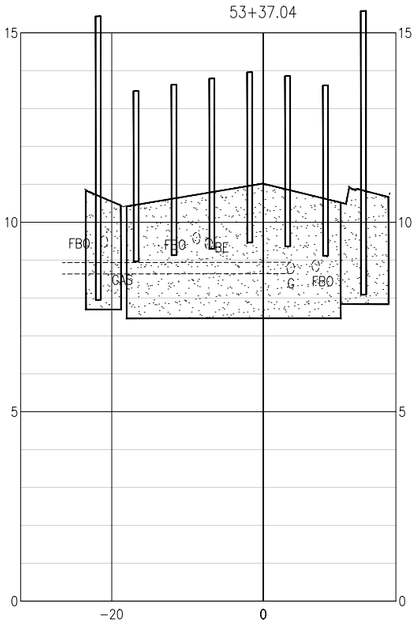

SECTION F-1

54+40.16

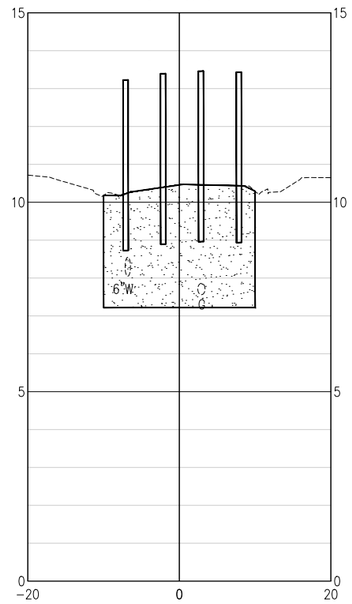

SECTION F-2

55+02.43

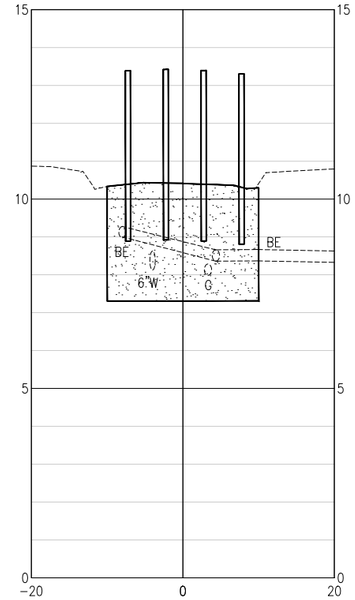

SECTION F-3

57+37.82

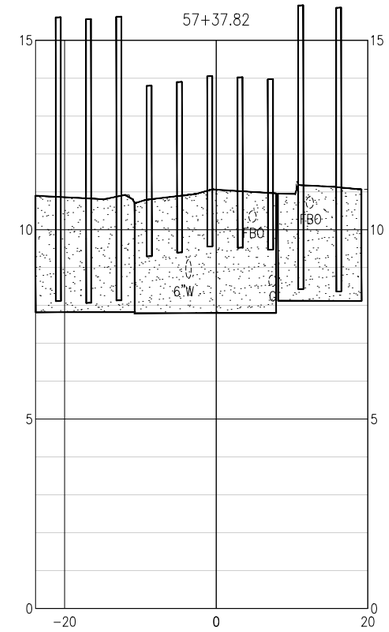

SECTION F-4

PHASE F

BASKERVILLE-DONOVAN, INC.
ENGINEERING THE SOUTH SINCE 1927
449 W. MAIN ST., PENSACOLA, FL 32502 (850)438-9661
ENGINEERING BUSINESS: EB-0000340
Pensacola - Panama City Beach - Tallahassee - Mobile

JASON J. FRICK P.E.
FL Reg. Engineer #86469

S. PALAFOX PLACE
PEDESTRIAN
IMPROVEMENTS

NO.	DATE	APPR.	REVISION/ACTION TAKEN

NOT RELEASED FOR CONSTRUCTION BY ___ DATE __/__/__

PROJECT NO: 24324.01
DESIGNED BY: JJF
DRAWN BY: RGG
CHK'D BY: MDL
PROJ. MGR: JJF
DATE: JULY 2025

INTENDENCIA STREET
BOLLARD
CROSS-SECTIONS

C-168

E:\DWG\243\24324.03 Downtown Resurfacing\C-168 Bollard-XSEC Intendencia.dwg, Jul 09, 2025 - 11:28:18AM, rgeiger

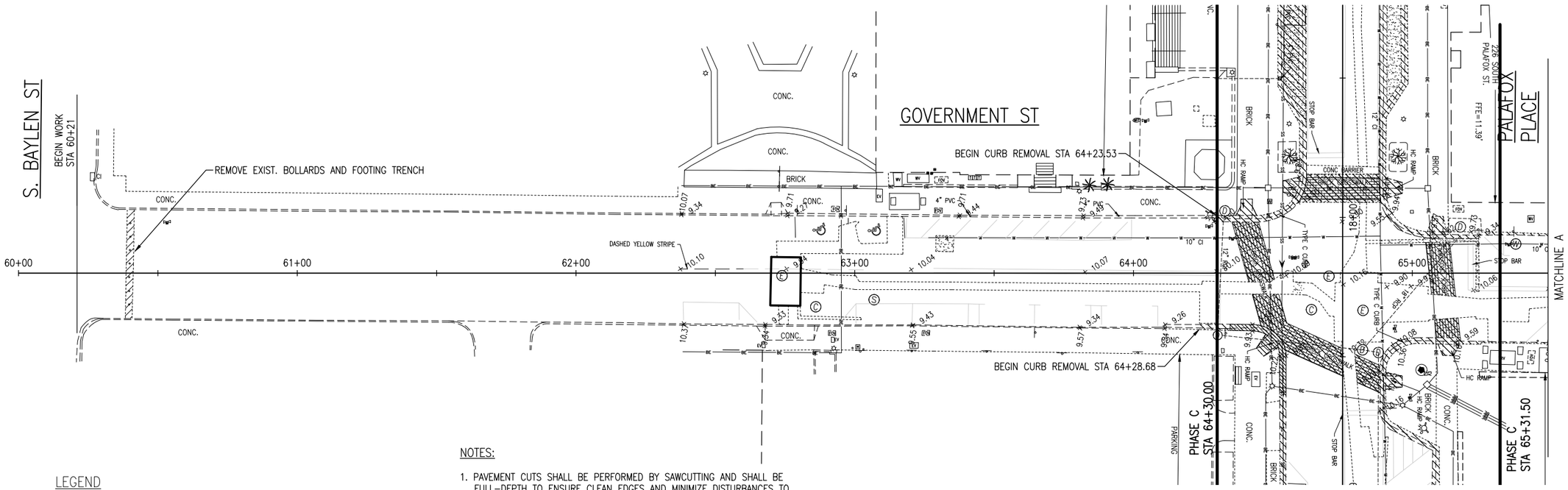

LEGEND

- Ⓓ DRAINAGE MANHOLE
- Ⓢ SANITARY SEWER MANHOLE
- Ⓔ ELECTRICAL MANHOLE
- Ⓒ COMMUNICATIONS MANHOLE
- Ⓦ POTABLE WATER MANHOLE
- GAS VALVE
- WATER VALVE
- SANITARY SEWER VALVE
- FPL UTILITY TRENCH LIMITS
- TO BE REMOVED

NOTES:

1. PAVEMENT CUTS SHALL BE PERFORMED BY SAWCUTTING AND SHALL BE FULL-DEPTH TO ENSURE CLEAN EDGES AND MINIMIZE DISTURBANCES TO ADJACENT AREAS.
2. REMOVE PAVEMENT IN CONTROLLED SECTIONS USING METHODS THAT PREVENT DAMAGE TO UNDERLYING UTILITIES (e.g., WATER, GAS, ELECTRICAL, TELECOM).
3. HAND EXCAVATION OR LIGHT EQUIPMENT SHALL BE USED WITHIN 12 INCHES OF KNOWN UTILITY LINES, AS VERIFIED BY POTHOLING OR UTILITY LOCATES PRIOR TO WORK.
4. CONTRACTOR SHALL COORDINATE WITH UTILITY OWNERS AND COMPLY WITH ALL APPLICABLE STANDARDS FOR UTILITY PROTECTION. DISPOSE OF DEBRIS OFF-SITE PER LOCAL REGULATIONS. *

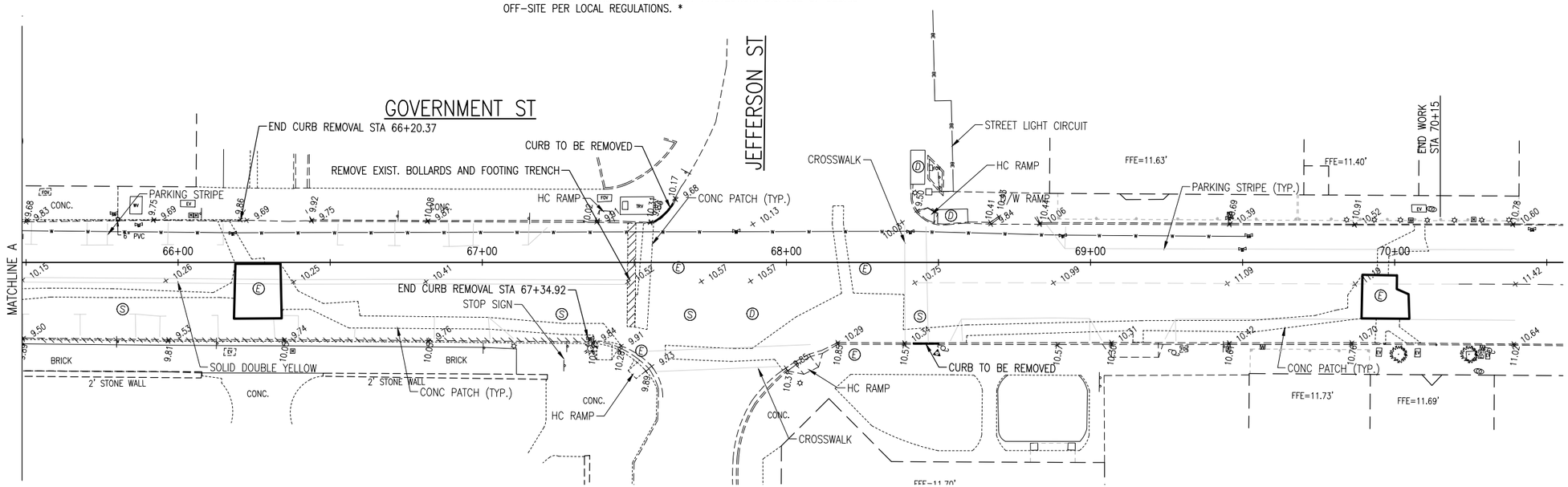

PHASE G

BASKERVILLE-DONOVAN, INC.
ENGINEERING THE SOUTH SINCE 1927
449 W. MAIN ST., PENSACOLA, FL 32502 (850)438-9661
ENGINEERING BUSINESS: EB-0000340
Pensacola - Panama City Beach - Tallahassee - Mobile

JASON J. FRICK P.E.
FL Reg. Engineer #86469

S. PALAFOX PLACE PEDESTRIAN IMPROVEMENTS

NO.	DATE	APPR.	REVISION/ACTION TAKEN

NOT RELEASED FOR CONSTRUCTION BY ___ DATE __/__/____

PROJECT NO: 24324.01
DESIGNED BY: JJF
DRAWN BY: RGG
CHK'D BY: MDL
PROJ. MGR: JJF
DATE: JULY 2025

GOVERNMENT STREET EXISTING CONDITIONS / DEMOLITION PLAN

C-171

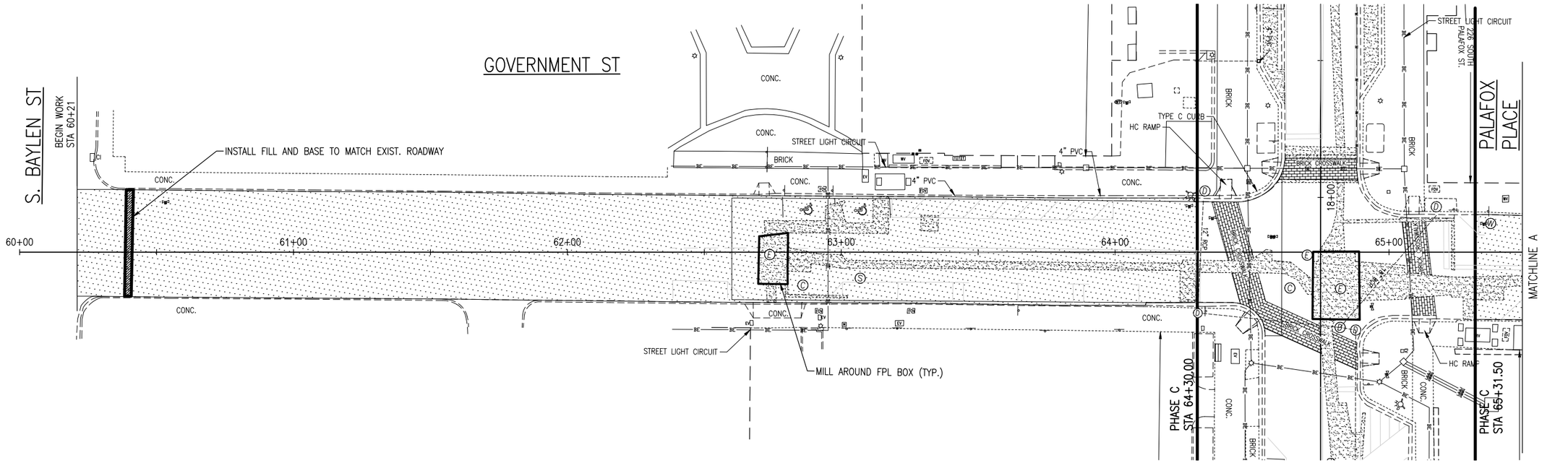

0 10' 20' 40'
SCALE: 1" = 20' (22X34)
SCALE: 1" = 40' (11x17)

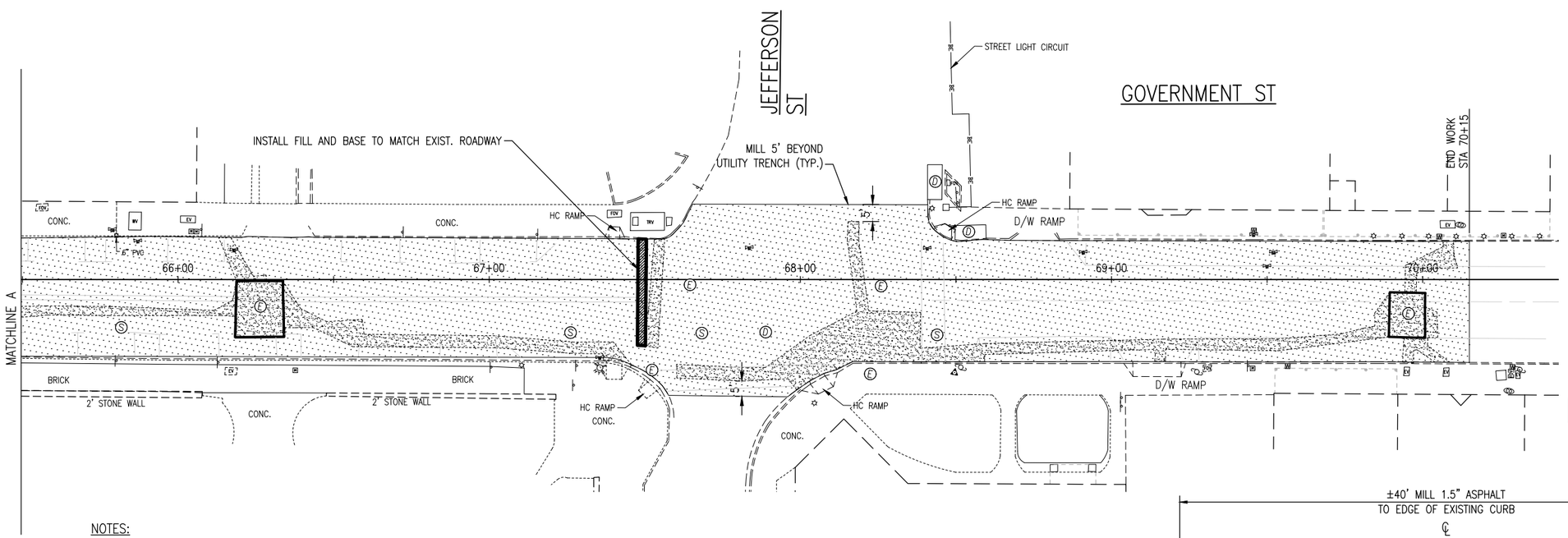

LEGEND

- DRAINAGE MANHOLE
- SANITARY SEWER MANHOLE
- ELECTRICAL MANHOLE
- COMMUNICATIONS MANHOLE
- POTABLE WATER MANHOLE
- GAS VALVE
- WATER VALVE
- SANITARY SEWER VALVE
- MILLING

NOTES:

1. CLEAN SURFACE OF DIRT, WATER, DEBRIS AND LOOSE MATERIALS AFTER MILLING.
2. PACK MILLING EDGES WITH MATERIAL TO TAPER TRANSITION BEFORE RELEASING ANY TRAFFIC. NO TRANSITION OVER 0.5 INCHES.
3. MILL ASPHALT PAVEMENT A DEPTH OF 3"–6" TO REMOVE SURFACE COURSE AND ACHIEVE A UNIFORM BASE.
4. THE CONTRACTOR SHALL ADJUST ALL UTILITY TOPS TO ALIGN WITH THE FINAL PAVEMENT GRADE.

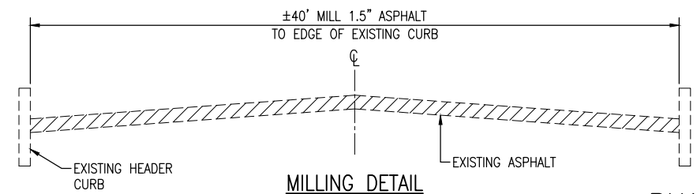

MILLING DETAIL
NOT TO SCALE

PHASE G

BASKERVILLE-DONOVAN, INC.
ENGINEERING THE SOUTH SINCE 1927
449 W. MAIN ST., PENSACOLA, FL 32502 (850)438-9661
ENGINEERING BUSINESS: EB-0000340
Pensacola - Panama City Beach - Tallahassee - Mobile

JASON J. FRICK P.E.
FL Reg. Engineer #86469

S. PALAFOX PLACE
PEDESTRIAN
IMPROVEMENTS

NO.	DATE	APPR.	REVISION/ACTION TAKEN

NOT RELEASED FOR CONSTRUCTION BY ___ DATE __/__/__

PROJECT NO: 24324.01
DESIGNED BY: JJF
DRAWN BY: RGG
CHK'D BY: MDL
PROJ. MGR: JJF
DATE: JULY 2025

GOVERNMENT STREET
MILLING PLAN

C-172

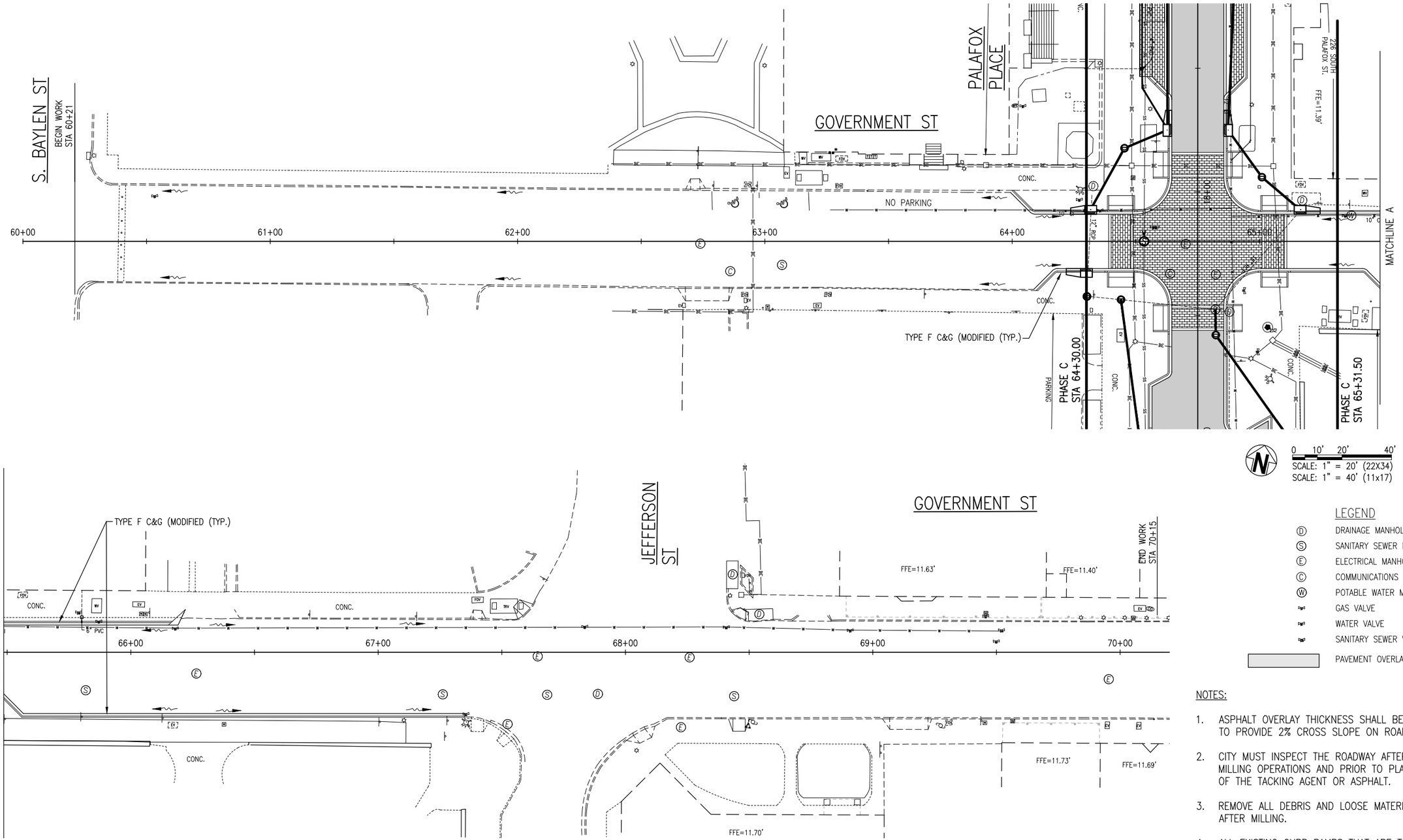

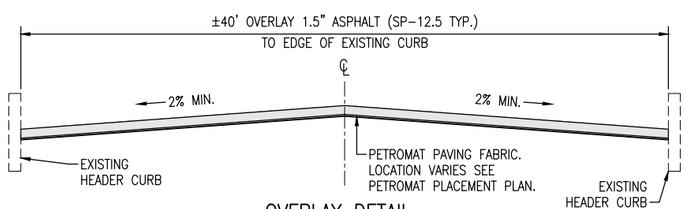

OVERLAY DETAIL
NOT TO SCALE

LEGEND

- Ⓓ DRAINAGE MANHOLE
- Ⓢ SANITARY SEWER MANHOLE
- Ⓔ ELECTRICAL MANHOLE
- Ⓒ COMMUNICATIONS MANHOLE
- Ⓦ POTABLE WATER MANHOLE
- GAS VALVE
- WATER VALVE
- SANITARY SEWER VALVE
- PAVEMENT OVERLAY

NOTES:

1. ASPHALT OVERLAY THICKNESS SHALL BE VARIED TO PROVIDE 2% CROSS SLOPE ON ROADWAY.
2. CITY MUST INSPECT THE ROADWAY AFTER MILLING OPERATIONS AND PRIOR TO PLACEMENT OF THE TACKING AGENT OR ASPHALT.
3. REMOVE ALL DEBRIS AND LOOSE MATERIAL AFTER MILLING.
4. ALL EXISTING CURB RAMPS THAT ARE TO REMAIN SHALL BE RETROFITTED WITH NEW DETECTABLE WARNINGS. SEE DETAILS.
5. ALL ROOF DRAIN PIPING EXTENSIONS SHALL BE EPOXY COATED DUCTILE IRON.
6. ALL ROOF DRAIN PIPING SHALL AT A MINIMUM MATCH THE SLOPE OF THE PEDESTRIAN WALK EXTENSION AND EXIT WITHIN THE CURB FACE.

PHASE G

BASKERVILLE-DONOVAN, INC.
ENGINEERING THE SOUTH SINCE 1927
449 W. MAIN ST., PENSACOLA, FL 32502 (850)438-9661
ENGINEERING BUSINESS: EB-0000340
Pensacola - Panama City Beach - Tallahassee - Mobile

JASON J. FRICK P.E.
FL Reg. Engineer #86469

S. PALAFOX PLACE
PEDESTRIAN
IMPROVEMENTS

NO.	DATE	APPR.	REVISION/ACTION TAKEN

NOT RELEASED FOR CONSTRUCTION BY ___ DATE __/__/____

PROJECT NO: 24324.01
DESIGNED BY: JJF
DRAWN BY: RGG
CHK'D BY: MDL
PROJ. MGR: JJF
DATE: JULY 2025

GOVERNMENT STREET
DRAINAGE PLAN

C-173

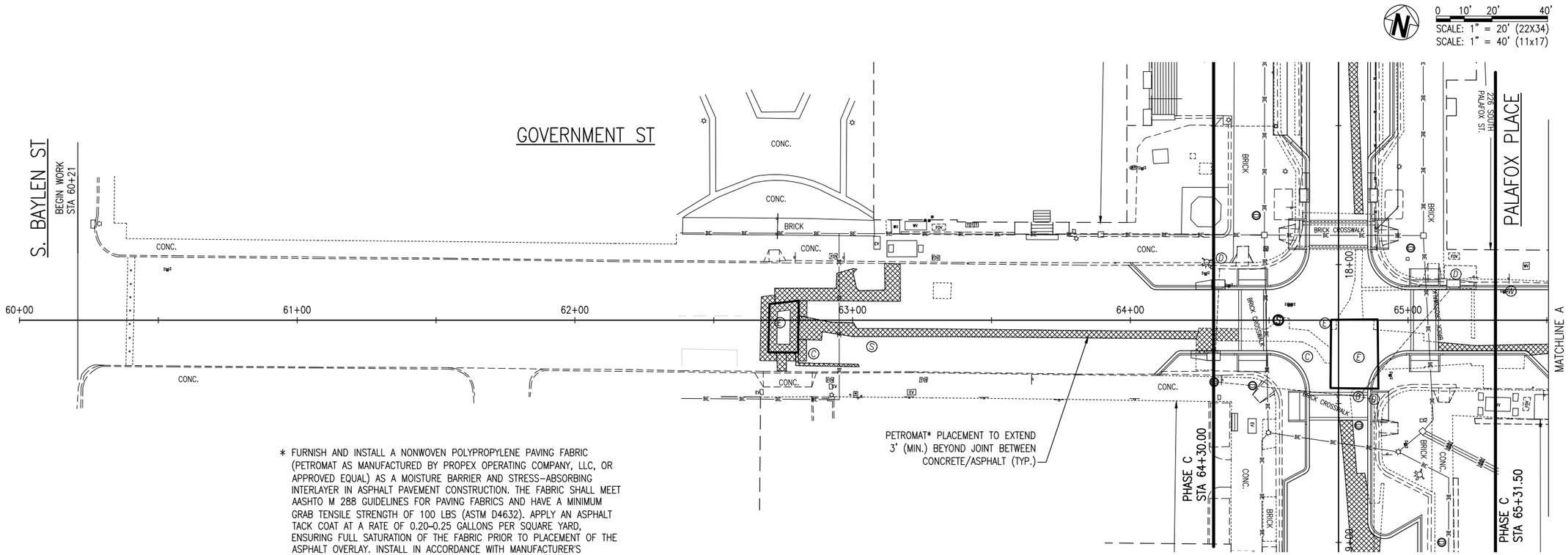

* FURNISH AND INSTALL A NONWOVEN POLYPROPYLENE PAVING FABRIC (PETROMAT AS MANUFACTURED BY PROPEX OPERATING COMPANY, LLC, OR APPROVED EQUAL) AS A MOISTURE BARRIER AND STRESS-ABSORBING INTERLAYER IN ASPHALT PAVEMENT CONSTRUCTION. THE FABRIC SHALL MEET AASHTO M 288 GUIDELINES FOR PAVING FABRICS AND HAVE A MINIMUM GRAB TENSILE STRENGTH OF 100 LBS (ASTM D4632). APPLY AN ASPHALT TACK COAT AT A RATE OF 0.20-0.25 GALLONS PER SQUARE YARD, ENSURING FULL SATURATION OF THE FABRIC PRIOR TO PLACEMENT OF THE ASPHALT OVERLAY. INSTALL IN ACCORDANCE WITH MANUFACTURER'S RECOMMENDATIONS AND PROJECT SPECIFICATIONS. APPROVED EQUALS MUST DEMONSTRATE EQUIVALENT PERFORMANCE IN REDUCING REFLECTIVE CRACKING AND WATER INFILTRATION, SUBJECT TO ENGINEER'S APPROVAL.

LEGEND

PETROMAT

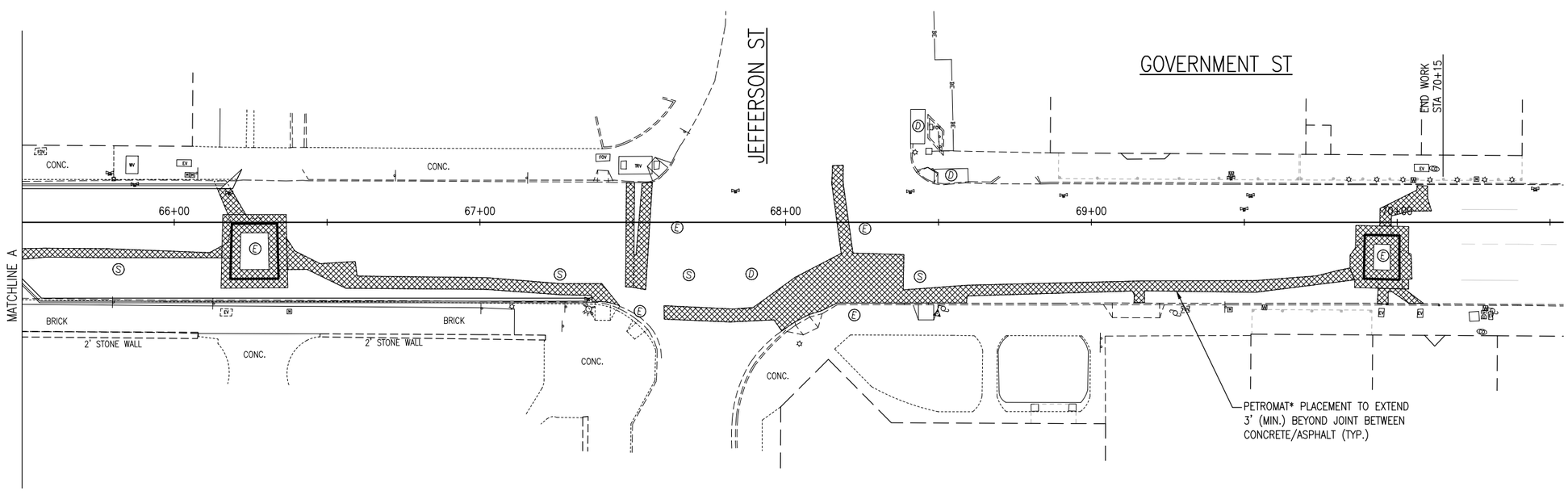

PHASE G

BASKERVILLE-DONOVAN, INC.
ENGINEERING THE SOUTH SINCE 1927
449 W. MAIN ST., PENSACOLA, FL 32502 (850)438-9661
ENGINEERING BUSINESS: EB-0000340
Pensacola - Panama City Beach - Tallahassee - Mobile

JASON J. FRICK P.E.
FL Reg. Engineer #86469

S. PALAFOX PLACE
PEDESTRIAN
IMPROVEMENTS

NO.	DATE	APPR.	REVISION/ACTION TAKEN

NOT RELEASED FOR CONSTRUCTION BY ___ DATE __/__/____

PROJECT NO: 24324.01
DESIGNED BY: JJF
DRAWN BY: RGG
CHK'D BY: MDL
PROJ. MGR: JJF
DATE: JULY 2025

GOVERNMENT STREET
PETROMAT PLACEMENT
PLAN

C-174

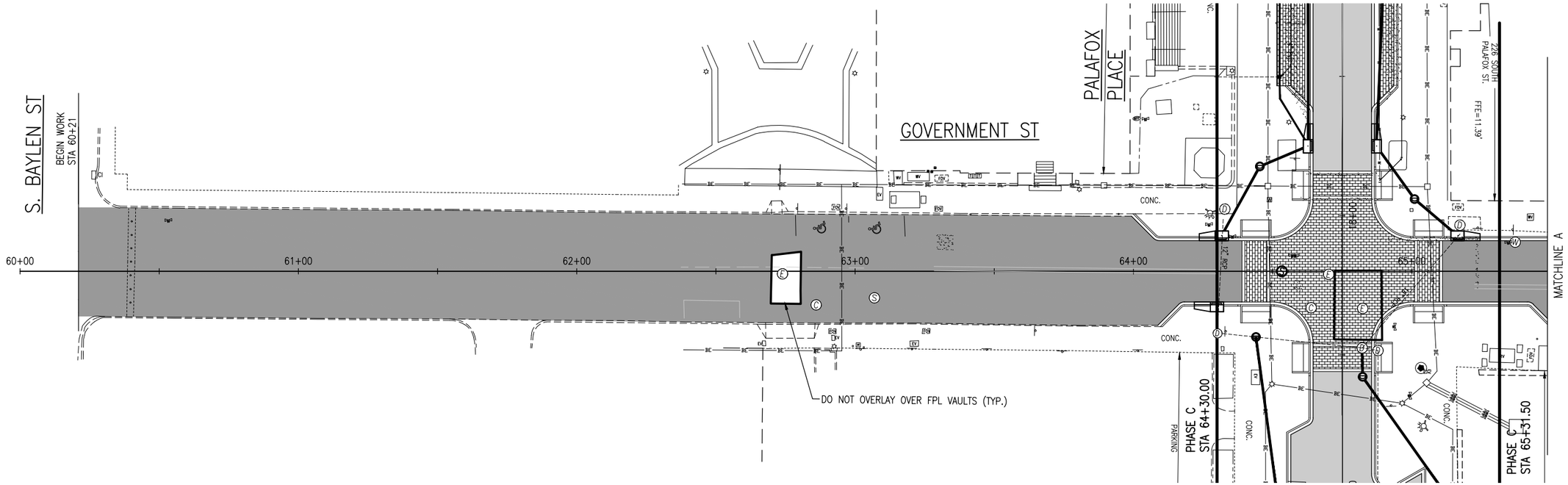

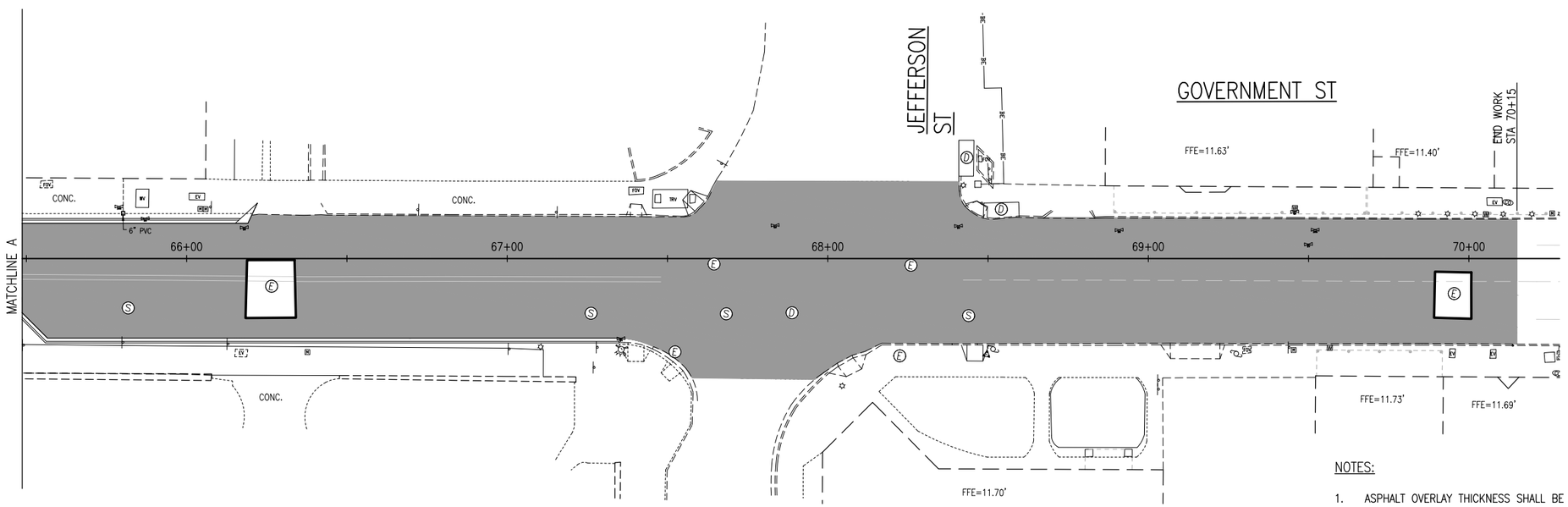

0 10' 20' 40'
SCALE: 1" = 20' (22X34)
SCALE: 1" = 40' (11x17)

LEGEND

- DRAINAGE MANHOLE
- SANITARY SEWER MANHOLE
- ELECTRICAL MANHOLE
- COMMUNICATIONS MANHOLE
- POTABLE WATER MANHOLE
- GAS VALVE
- WATER VALVE
- SANITARY SEWER VALVE
- PHASE C PAVEMENT OVERLAY
- PAVEMENT OVERLAY
- BRICK PAVERS
- CONCRETE

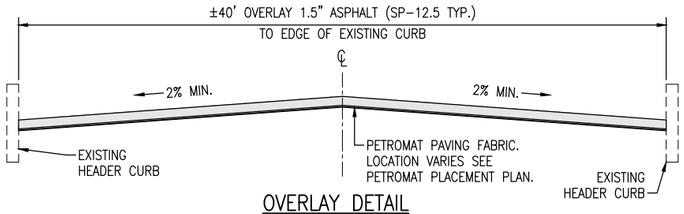

OVERLAY DETAIL
NOT TO SCALE

NOTES:

1. ASPHALT OVERLAY THICKNESS SHALL BE VARIED TO PROVIDE 2% CROSS SLOPE ON ROADWAY.
2. CITY MUST INSPECT THE ROADWAY AFTER MILLING OPERATIONS AND PRIOR TO PLACEMENT OF THE TACKING AGENT OR ASPHALT.
3. REMOVE ALL DEBRIS AND LOOSE MATERIAL AFTER MILLING.
4. ALL EXISTING CURB RAMPS THAT ARE TO REMAIN SHALL BE RETROFITTED WITH NEW DETECTABLE WARNINGS. SEE DETAILS.
5. THE PAVER HATCH SHOWN ON CIVIL DRAWINGS IS GENERIC. REFER TO LANDSCAPE PLANS FOR AUTHORITATIVE PAVER LAYOUT, WHICH TAKES PRECEDENCE.

PHASE G

BASKERVILLE-DONOVAN, INC.
ENGINEERING THE SOUTH SINCE 1927
449 W. MAIN ST., PENSACOLA, FL 32502 (850)438-9661
ENGINEERING BUSINESS: EB-0000340
Pensacola - Panama City Beach - Tallahassee - Mobile

JASON J. FRICK P.E.
FL Reg. Engineer #86469

S. PALAFOX PLACE
PEDESTRIAN
IMPROVEMENTS

NO.	DATE	APPR.	REVISION/ACTION TAKEN

NOT RELEASED FOR CONSTRUCTION BY ___ DATE __/__/____

PROJECT NO: 24324.01
DESIGNED BY: JJF
DRAWN BY: RGG
CHK'D BY: MDL
PROJ. MGR: JJF
DATE: JULY 2025

GOVERNMENT STREET
OVERLAY PLAN
BAYLEN ST. TO
JEFFERSON ST.

C-175

E:\DWG\243\24324.03 Downtown Resurfacing\C-175 Overlay-Government.dwg, Jul 09, 2025 - 10:53:52AM, rgeiger

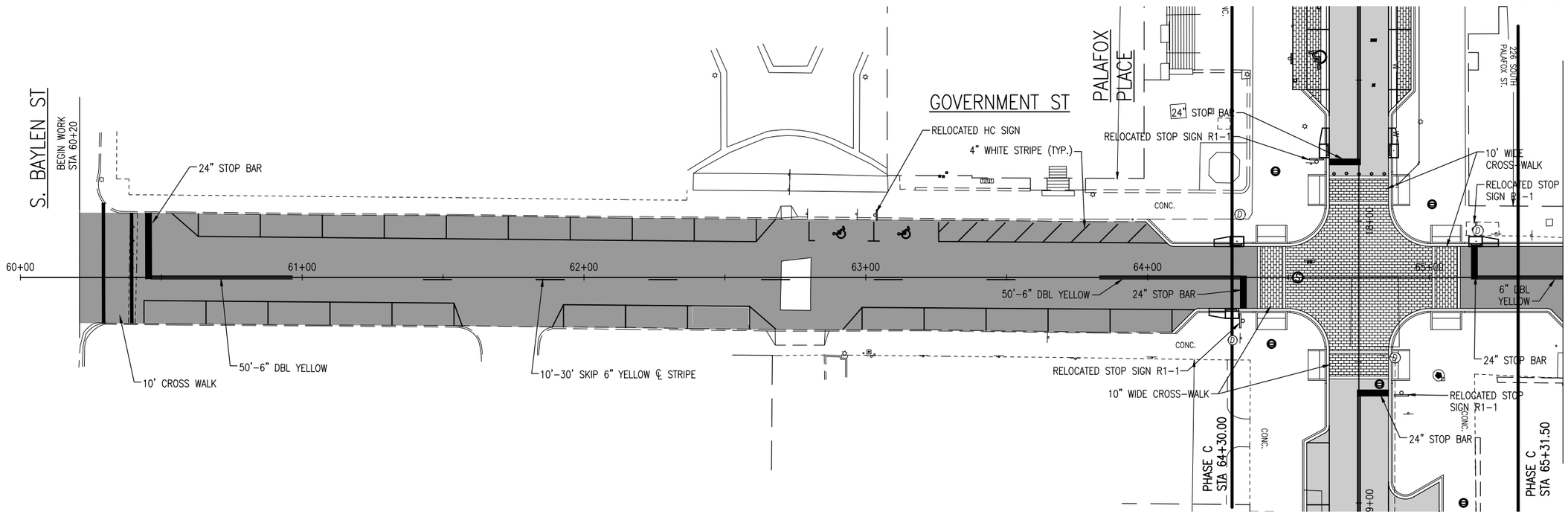

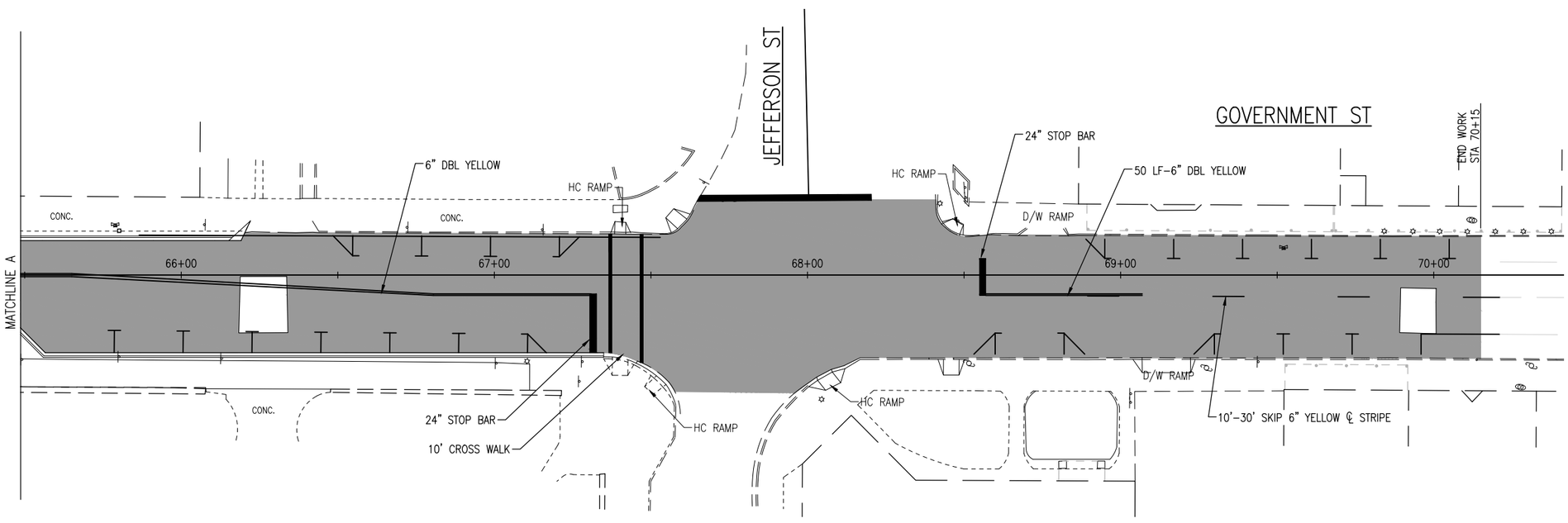

NOTES:

1. ALL STRIPING AND MARKINGS SHALL BE THERMOPLASTIC.
2. ALL STRIPING SHALL MEET FDOT MINIMUM STANDARDS FOR PLACEMENT, THICKNESS, WIDTH AND REFLECTIVITY.
3. MOVE STOP SIGN BACK IF NECESSARY TO BE ADJACENT TO NEW STOP BAR.

PHASE G

BASKERVILLE-DONOVAN, INC.
ENGINEERING THE SOUTH SINCE 1927
449 W. MAIN ST., PENSACOLA, FL 32502 (850)438-9661
ENGINEERING BUSINESS: EB-0000340
Pensacola - Panama City Beach - Tallahassee - Mobile

JASON J. FRICK P.E.
FL Reg. Engineer #86469

S. PALAFOX PLACE
PEDESTRIAN
IMPROVEMENTS

NO.	DATE	APPR.	REVISION/ACTION TAKEN

NOT RELEASED FOR CONSTRUCTION BY ___ DATE __/__/__

PROJECT NO: 24324.01
DESIGNED BY: JJF
DRAWN BY: RGG
CHK'D BY: MDL
PROJ. MGR: JJF
DATE: JULY 2025

GOVERNMENT STREET
SIGNAGE /
STRIPING PLAN

C-176

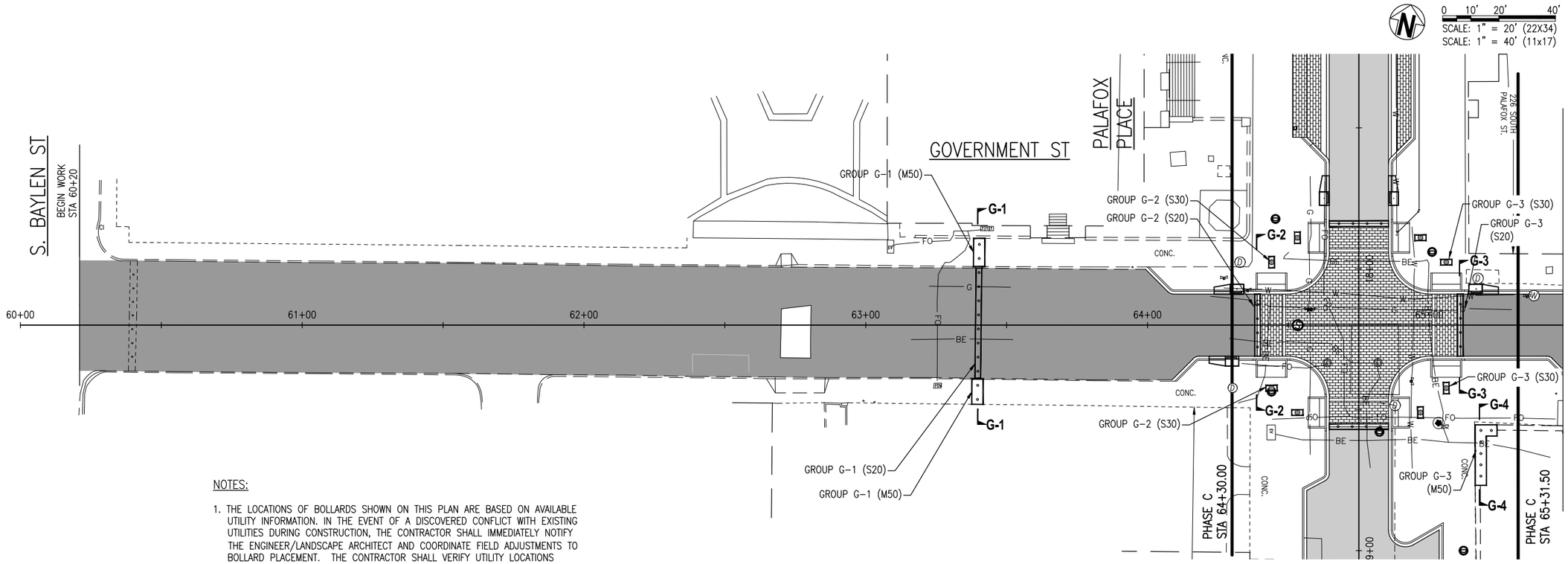

NOTES:

1. THE LOCATIONS OF BOLLARDS SHOWN ON THIS PLAN ARE BASED ON AVAILABLE UTILITY INFORMATION. IN THE EVENT OF A DISCOVERED CONFLICT WITH EXISTING UTILITIES DURING CONSTRUCTION, THE CONTRACTOR SHALL IMMEDIATELY NOTIFY THE ENGINEER/LANDSCAPE ARCHITECT AND COORDINATE FIELD ADJUSTMENTS TO BOLLARD PLACEMENT. THE CONTRACTOR SHALL VERIFY UTILITY LOCATIONS THROUGH FLORIDA 811 (SUNSHINE 811) OR OTHER APPROVED METHODS BEFORE COMMENCING WORK.

2. SEE SHEET C-215 (BOLLARD SCHEDULE) FOR GROUP IDENTIFICATION AND CORRESPONDING SIZE/STYLE.

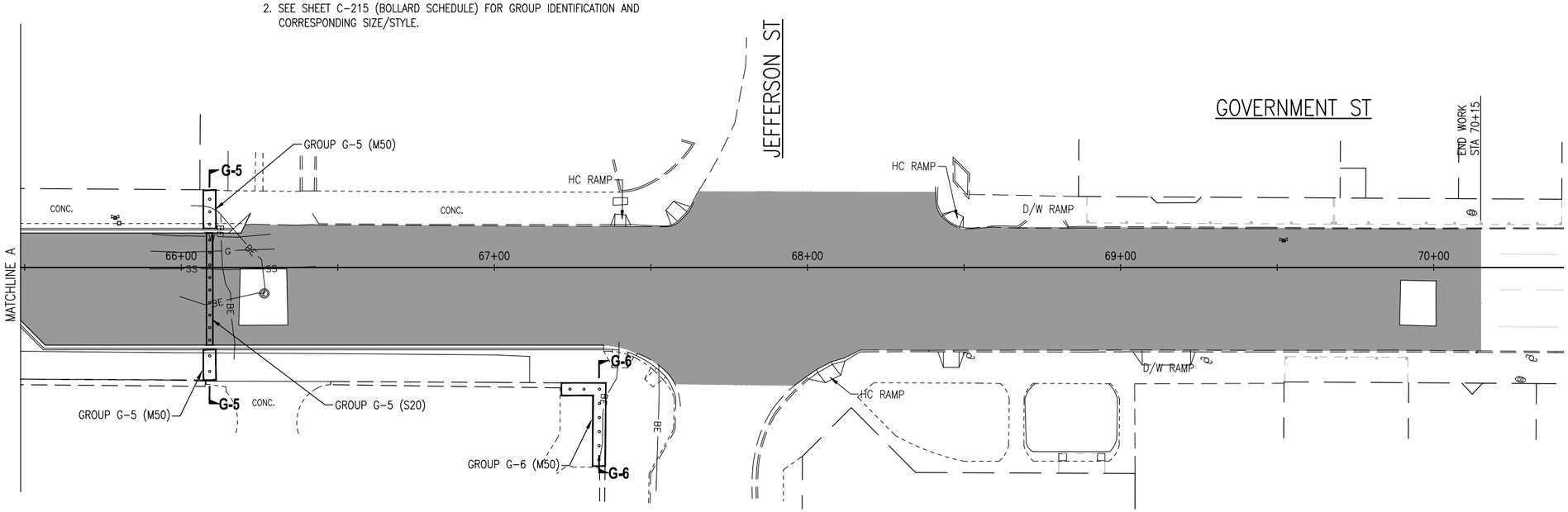

PHASE G

BASKERVILLE-DONOVAN, INC.
ENGINEERING THE SOUTH SINCE 1927
449 W. MAIN ST., PENSACOLA, FL 32502 (850)438-9661
ENGINEERING BUSINESS: EB-0000340
Pensacola - Panama City Beach - Tallahassee - Mobile

JASON J. FRICK P.E.
FL Reg. Engineer #86469

S. PALAFOX PLACE
PEDESTRIAN
IMPROVEMENTS

NO.	DATE	APPR.	REVISION/ACTION TAKEN

NOT RELEASED FOR CONSTRUCTION BY ___ DATE __/__/__

PROJECT NO: 24324.01
DESIGNED BY: JJF
DRAWN BY: RGG
CHK'D BY: MDL
PROJ. MGR: JJF
DATE: JULY 2025

GOVERNMENT STREET
BOLLARD PLAN

C-177

E:\DWG\243\24324.03 Downtown Resurfacing\C-177 Bollard-Government.dwg, Jul 09, 2025 - 10:54:10AM, rgeiger

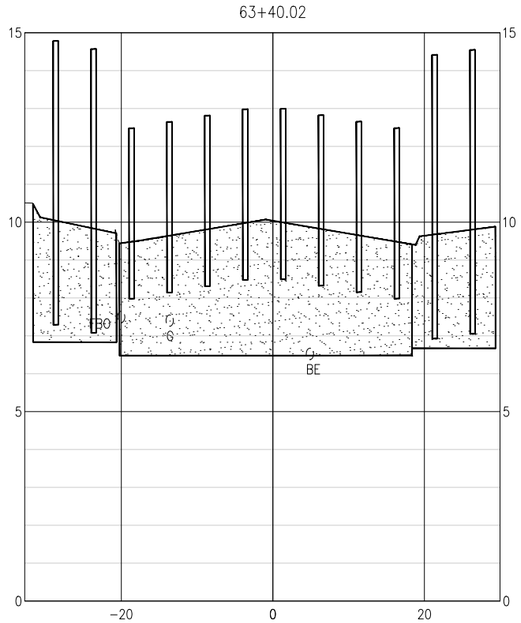

SECTION G-1

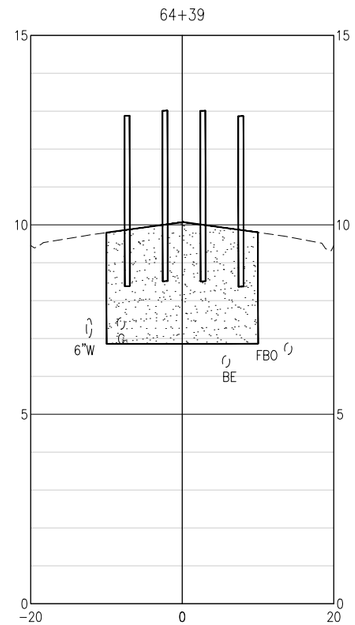

SECTION G-2

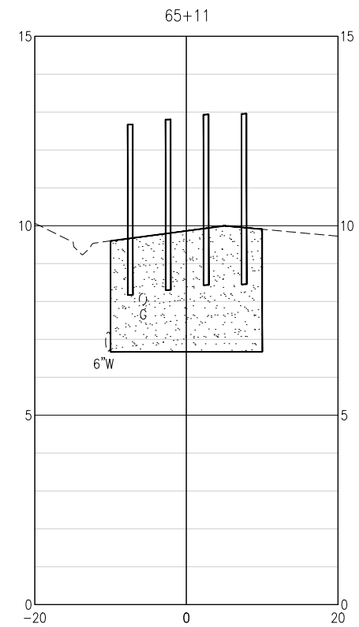

SECTION G-3

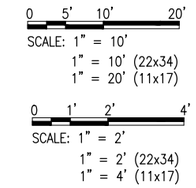

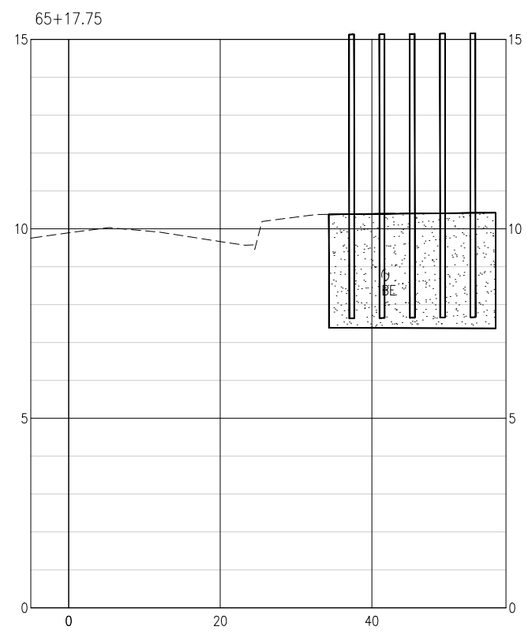

SECTION G-4

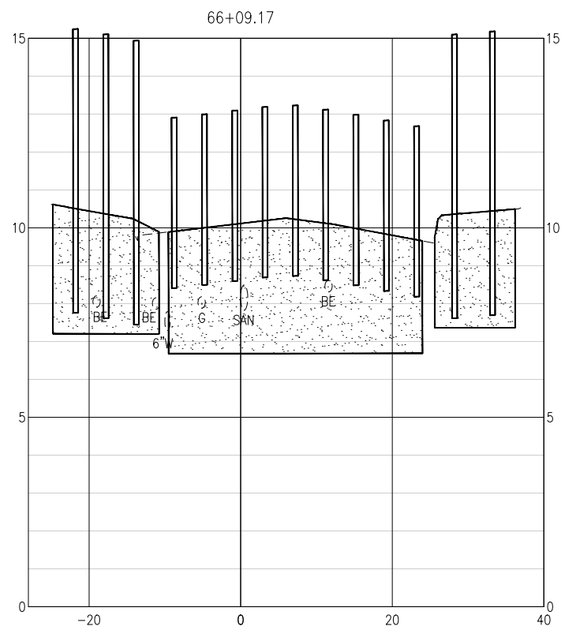

SECTION G-5

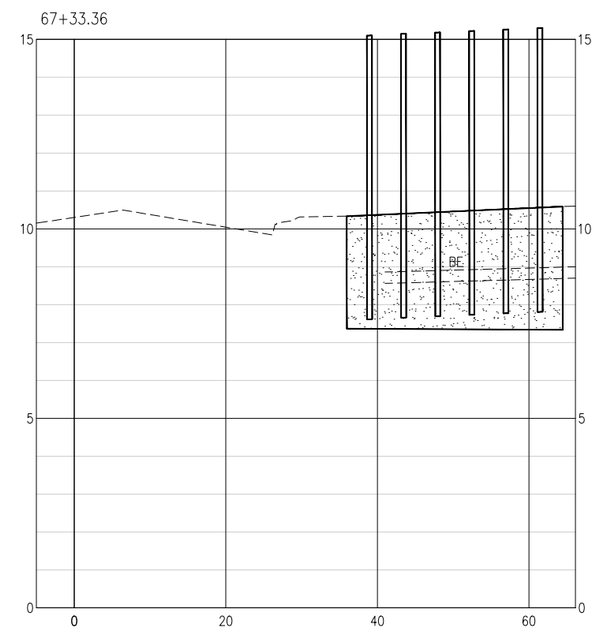

SECTION G-6

PHASE G

BASKERVILLE-DONOVAN, INC.
ENGINEERING THE SOUTH SINCE 1927
449 W. MAIN ST., PENSACOLA, FL 32502 (850)438-9661
ENGINEERING BUSINESS: EB-0000340
Pensacola - Panama City Beach - Tallahassee - Mobile

JASON J. FRICK P.E.
FL Reg. Engineer #86469

S. PALAFOX PLACE
PEDESTRIAN
IMPROVEMENTS

NO.	DATE	APPR.	REVISION/ACTION TAKEN

NOT RELEASED FOR CONSTRUCTION BY ___ DATE __/__/__

PROJECT NO: 24324.01
DESIGNED BY: JJF
DRAWN BY: RGG
CHK'D BY: MDL
PROJ. MGR: JJF
DATE: JULY 2025

GOVERNMENT STREET
BOLLARD
CROSS-SECTIONS

C-178

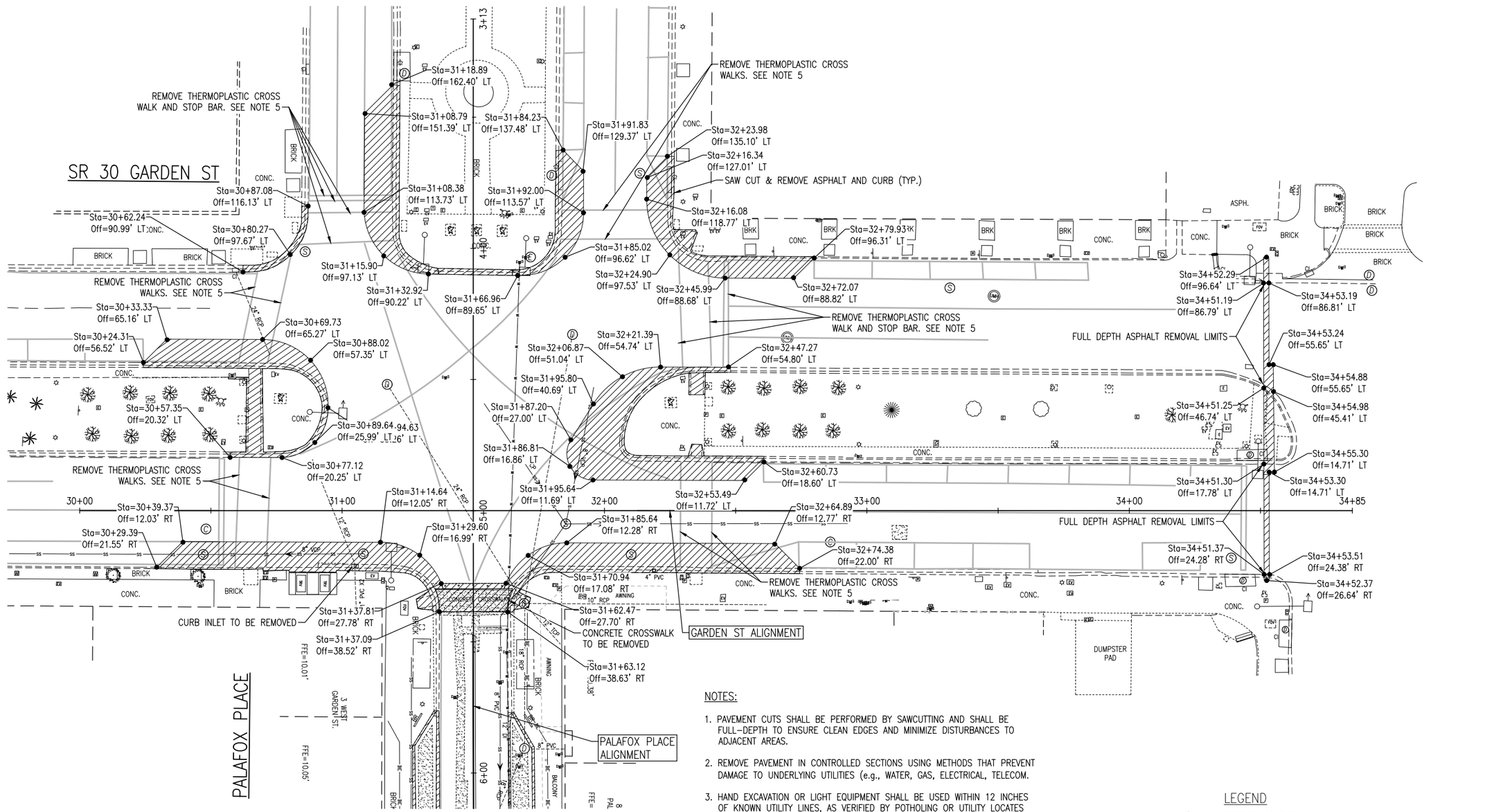

NOTES:

1. PAVEMENT CUTS SHALL BE PERFORMED BY SAWCUTTING AND SHALL BE FULL-DEPTH TO ENSURE CLEAN EDGES AND MINIMIZE DISTURBANCES TO ADJACENT AREAS.
2. REMOVE PAVEMENT IN CONTROLLED SECTIONS USING METHODS THAT PREVENT DAMAGE TO UNDERLYING UTILITIES (e.g., WATER, GAS, ELECTRICAL, TELECOM.
3. HAND EXCAVATION OR LIGHT EQUIPMENT SHALL BE USED WITHIN 12 INCHES OF KNOWN UTILITY LINES, AS VERIFIED BY POTHOLING OR UTILITY LOCATES PRIOR TO WORK.
4. CONTRACTOR SHALL COORDINATE WITH UTILITY OWNERS AND COMPLY WITH ALL APPLICABLE STANDARDS FOR UTILITY PROTECTION. DISPOSE OF DEBRIS OFF-SITE PER LOCAL REGULATIONS. *
5. THE CONTRACTOR SHALL REMOVE EXISTING THERMOPLASTIC PAVEMENT MARKINGS BY WATER BLASTING PER FDOT SPECIFICATIONS 335-7.1.

LEGEND

- Ⓓ DRAINAGE MANHOLE
- Ⓢ SANITARY SEWER MANHOLE
- Ⓔ ELECTRICAL MANHOLE
- Ⓒ COMMUNICATIONS MANHOLE
- Ⓦ POTABLE WATER MANHOLE
- GAS VALVE
- WATER VALVE
- SANITARY SEWER VALVE
- FPL UTILITY TRENCH LIMITS TO BE REMOVED

PHASE H

BASKERVILLE-DONOVAN, INC.
ENGINEERING THE SOUTH SINCE 1927
449 W. MAIN ST., PENSACOLA, FL 32502 (850)438-9661
ENGINEERING BUSINESS: EB-0000340
Pensacola - Panama City Beach - Tallahassee - Mobile

JASON J. FRICK P.E.
FL Reg. Engineer #86469

S. PALAFOX PLACE
PEDESTRIAN IMPROVEMENTS

NO.	DATE	APPR.	REVISION/ACTION TAKEN

NOT RELEASED FOR CONSTRUCTION BY ___ DATE __/__/__

PROJECT NO: 24324.01
DESIGNED BY: JJF
DRAWN BY: RGG
CHK'D BY: MDL
PROJ. MGR: JJF
DATE: JULY 2025

GARDEN STREET
EXISTING CONDITIONS / DEMOLITION PLAN

C-181

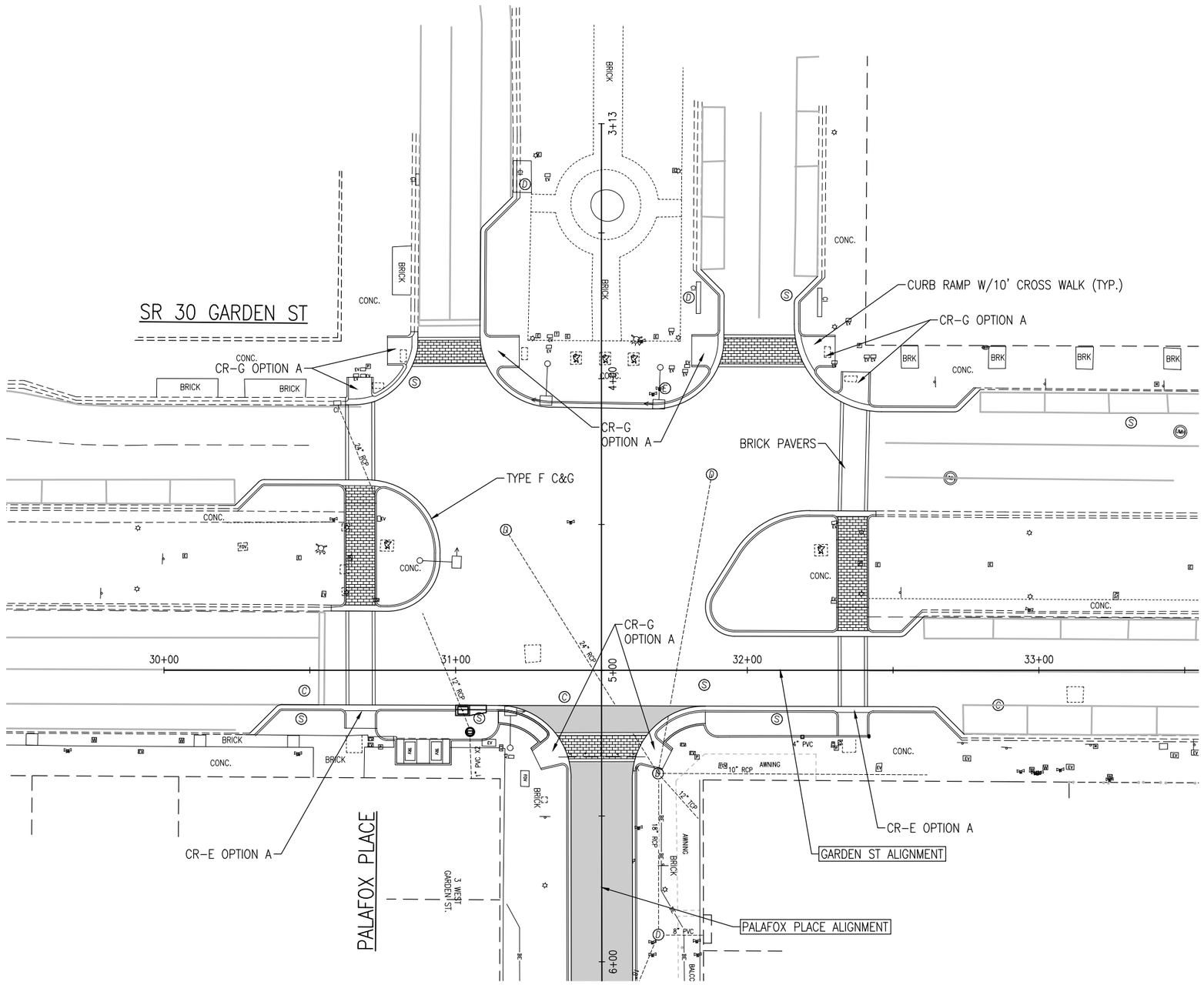

0 10' 20' 40'
SCALE: 1" = 20' (22X34)
SCALE: 1" = 40' (11x17)

PHASE H

BASKERVILLE-DONOVAN, INC.
ENGINEERING THE SOUTH SINCE 1927
449 W. MAIN ST., PENSACOLA, FL 32502 (850)438-9661
ENGINEERING BUSINESS: EB-0000340
Pensacola - Panama City Beach - Tallahassee - Mobile

JASON J. FRICK P.E.
FL Reg. Engineer #86469

S. PALAFOX PLACE
PEDESTRIAN
IMPROVEMENTS

NO.	DATE	APPR.	REVISION/ACTION TAKEN

NOT RELEASED FOR CONSTRUCTION BY ___ DATE __/__/__

PROJECT NO: 24324.01
DESIGNED BY: JJF
DRAWN BY: RGG
CHK'D BY: MDL
PROJ. MGR: JJF
DATE: JULY 2025

GARDEN STREET
SITE PLAN

C-182

E:\DWG\243\24324.03 Downtown Resurfacing\C-182 SitePlan-GardenSt.dwg, Jul 09, 2025 - 10:54:43AM, rgeiger

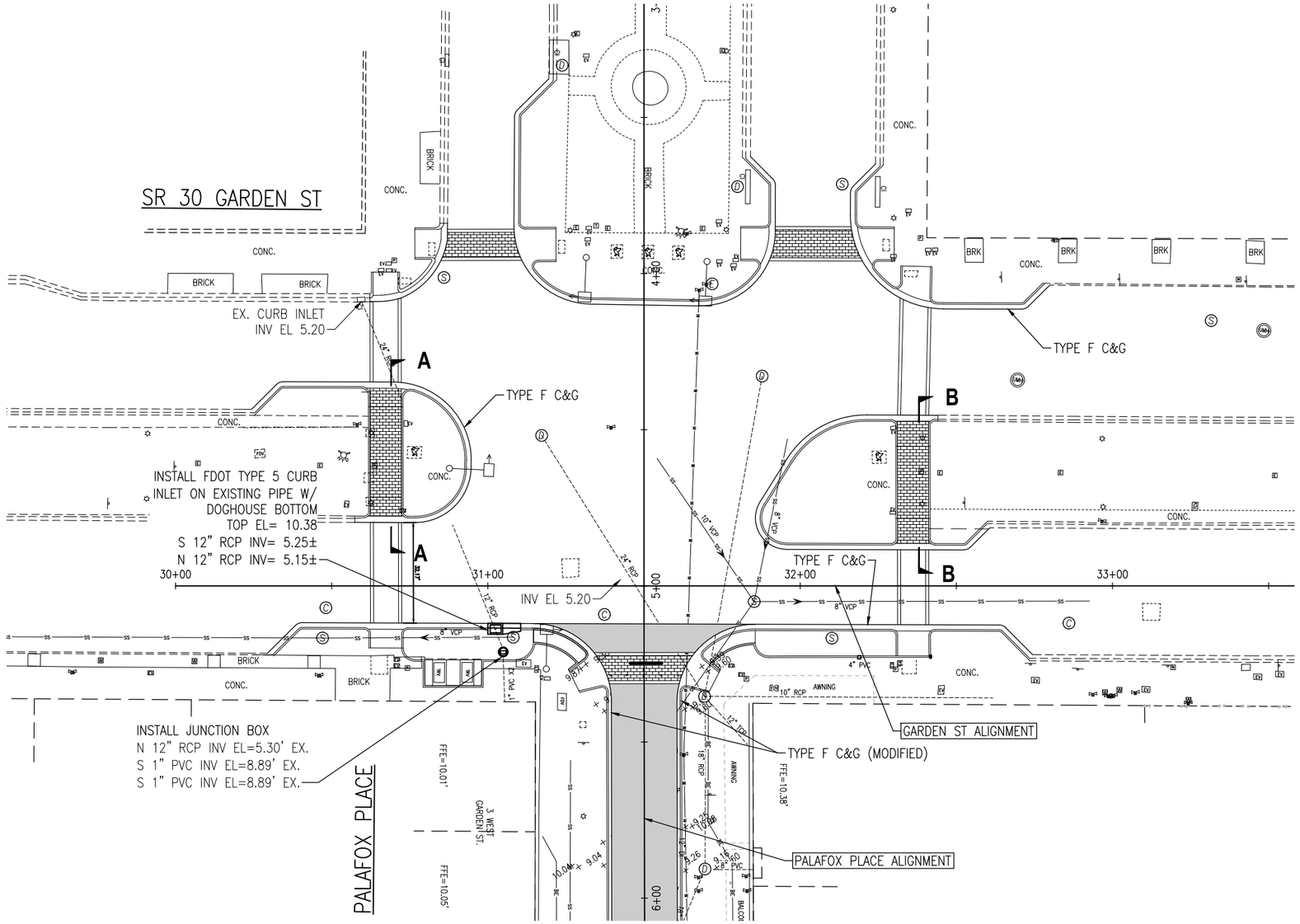

0 10' 20' 40'
SCALE: 1" = 20' (22X34)
SCALE: 1" = 40' (11x17)

LEGEND

- DRAINAGE MANHOLE
- SANITARY SEWER MANHOLE
- ELECTRICAL MANHOLE
- COMMUNICATIONS MANHOLE
- POTABLE WATER MANHOLE
- GAS VALVE
- WATER VALVE
- SANITARY SEWER VALVE
- 10.44 NEW SPOT GRADE
- DRAINAGE FLOW DIRECTON

NOTES:

1. ALL ROOF DRAIN PIPING EXTENSIONS SHALL BE EPOXY COATED DUCTILE IRON.
2. ALL ROOF DRAIN PIPING SHALL AT A MINIMUM MATCH THE SLOPE OF THE PEDESTRIAN WALK EXTENSION AND EXIT WITHIN THE CURB FACE.

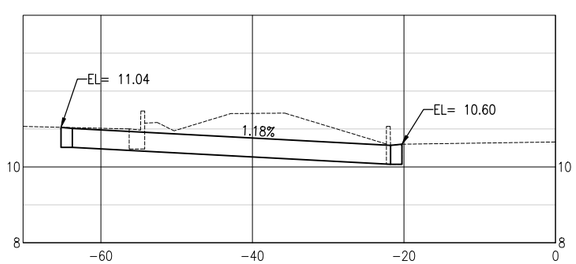

SECTION A – A

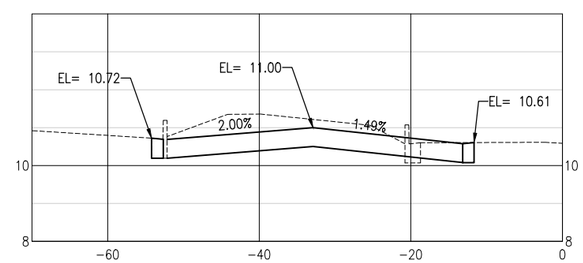

SECTION B – B

0 5' 10' 20'
SCALE: 1" = 10' HORIZ.
0 1' 2' 4'
SCALE: 1" = 2' VERT.

PHASE H

BASKERVILLE-DONOVAN, INC.
ENGINEERING THE SOUTH SINCE 1927
449 W. MAIN ST., PENSACOLA, FL 32502 (850)438-9661
ENGINEERING BUSINESS: EB-0000340
Pensacola - Panama City Beach - Tallahassee - Mobile

JASON J. FRICK P.E.
FL Reg. Engineer #86469

S. PALAFOX PLACE
PEDESTRIAN
IMPROVEMENTS

NO.	DATE	APPR.	REVISION/ACTION TAKEN

NOT RELEASED FOR CONSTRUCTION BY ___ DATE __/__/____

PROJECT NO: 24324.01
DESIGNED BY: JJF
DRAWN BY: RGG
CHK'D BY: MDL
PROJ. MGR: JJF
DATE: JULY 2025

GARDEN STREET
DRAINAGE PLAN

C-183

E:\DWG\243\24324.03 Downtown Resurfacing\C-183 Drainage-GardenSt.dwg, Jul 09, 2025 - 10:54:58AM, rgeiger

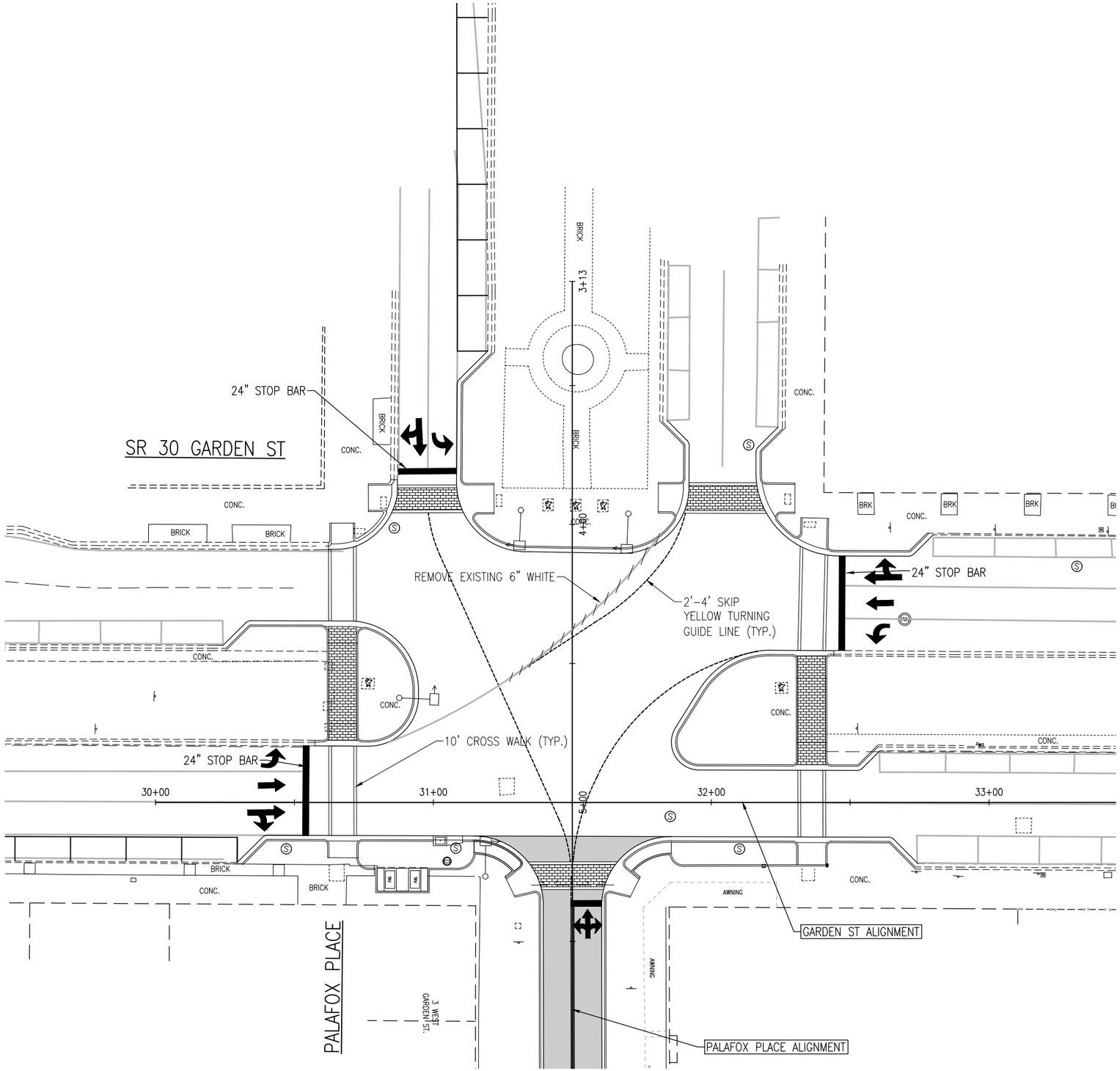

PHASE H

BASKERVILLE-DONOVAN, INC.
ENGINEERING THE SOUTH SINCE 1927
449 W. MAIN ST., PENSACOLA, FL 32502 (850)438-9661
ENGINEERING BUSINESS: EB-0000340
Pensacola - Panama City Beach - Tallahassee - Mobile

JASON J. FRICK P.E.
FL Reg. Engineer #86469

S. PALAFOX PLACE
PEDESTRIAN
IMPROVEMENTS

NO.	DATE	APPR.	REVISION/ACTION TAKEN

NOT RELEASED FOR CONSTRUCTION BY ___ DATE __/__/____

PROJECT NO: 24324.01
DESIGNED BY: JJF
DRAWN BY: RGG
CHK'D BY: MDL
PROJ. MGR: JJF
DATE: JULY 2025

GARDEN STREET
SIGNAGE /
STRIPING PLAN

C-184

E:\DWG\243\24324.03 Downtown Resurfacing\C-184 Striping-GardenSt.dwg, Jul 09, 2025 - 10:55:07AM, rgeiger

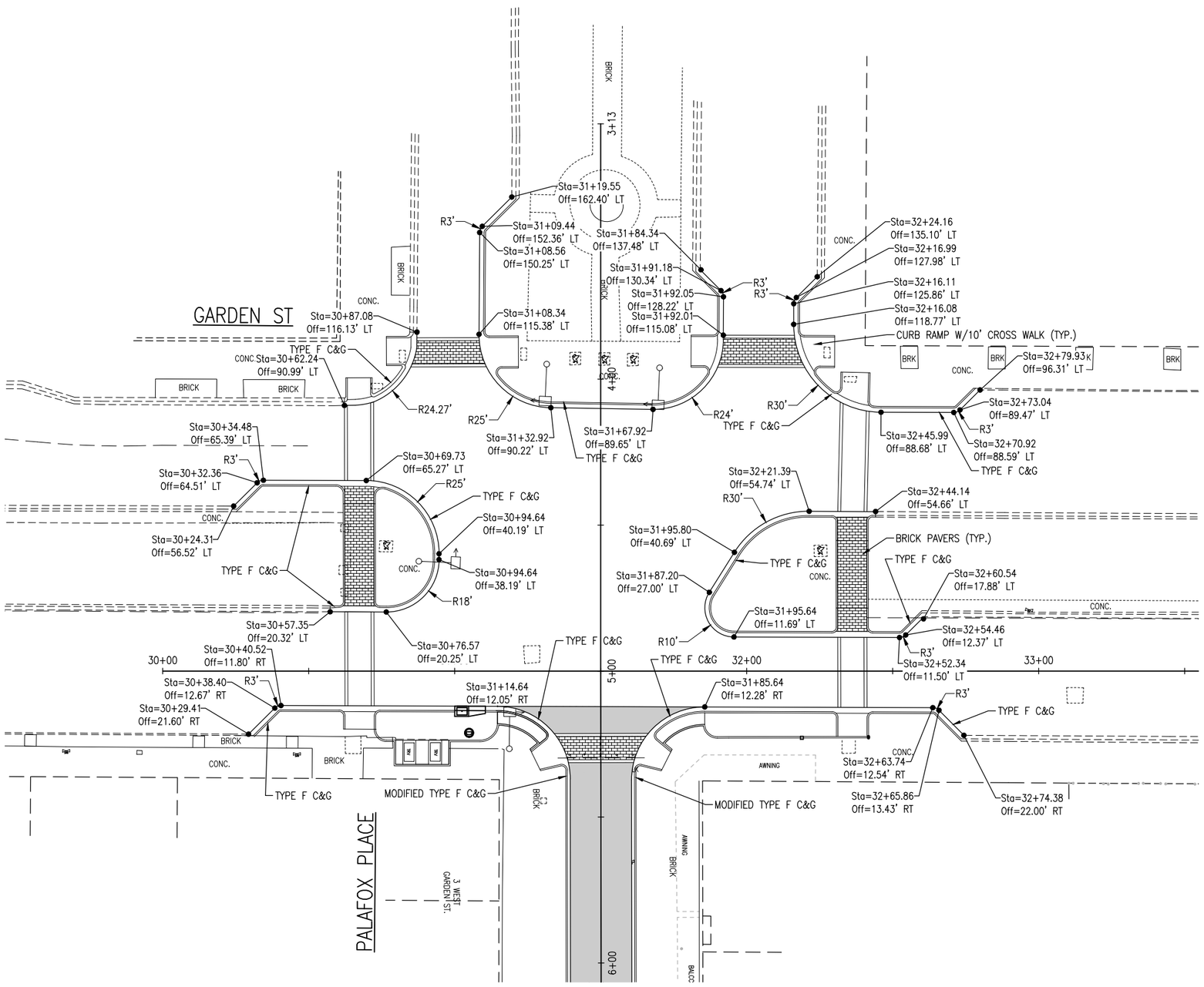

0 10' 20' 40'
SCALE: 1" = 20' (22X34)
SCALE: 1" = 40' (11x17)

PHASE H

BASKERVILLE-DONOVAN, INC.
ENGINEERING THE SOUTH SINCE 1927
449 W. MAIN ST., PENSACOLA, FL 32502 (850)438-9661
ENGINEERING BUSINESS: EB-0000340
Pensacola - Panama City Beach - Tallahassee - Mobile

JASON J. FRICK P.E.
FL Reg. Engineer #86469

S. PALAFOX PLACE
PEDESTRIAN
IMPROVEMENTS

NO.	DATE	APPR.	REVISION/ACTION TAKEN

NOT RELEASED FOR CONSTRUCTION BY ___ DATE __/__/__

PROJECT NO: 24324.01
DESIGNED BY: JJF
DRAWN BY: RGG
CHK'D BY: MDL
PROJ. MGR: JJF
DATE: JULY 2025

GARDEN STREET
STAKING PLAN

C-185

PALAFOX PLACE @ ROMANA STREET

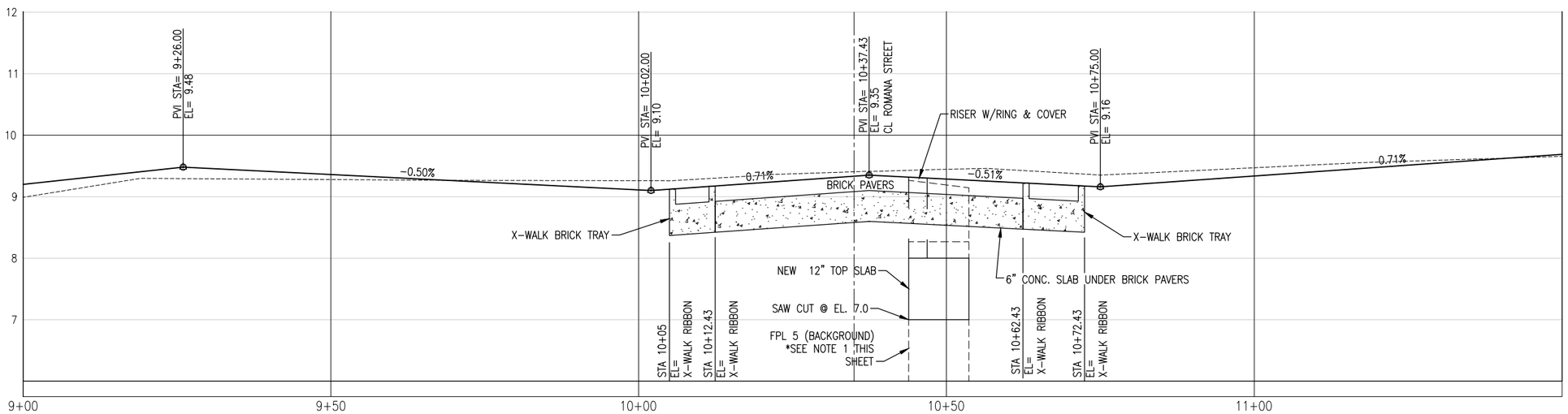

0 5' 10' 20'
SCALE: 1" = 10' HORIZ
1" = 10' (22x34)
1" = 20' (11x17)

0 0.5' 1' 2'
SCALE: 1" = 1' VERT
1" = 1' (22x34)
1" = 2' (11x17)

NOTES:

1. REMOVE TOP SLAB
   CUT OFF STRUCTURE TO EL. 7.0
   RECONSTRUCT TOP SLAB
   PROVIDE RING & COVER W/RISER
   FROM NEW TOP SLAB TO FINISHED
   GRADE,
2. CONSTRUCT ELECTRICAL HATCH
   WITH GRADE OF ADA RAMP.

ROMANA STREET @ PALAFOX PLACE

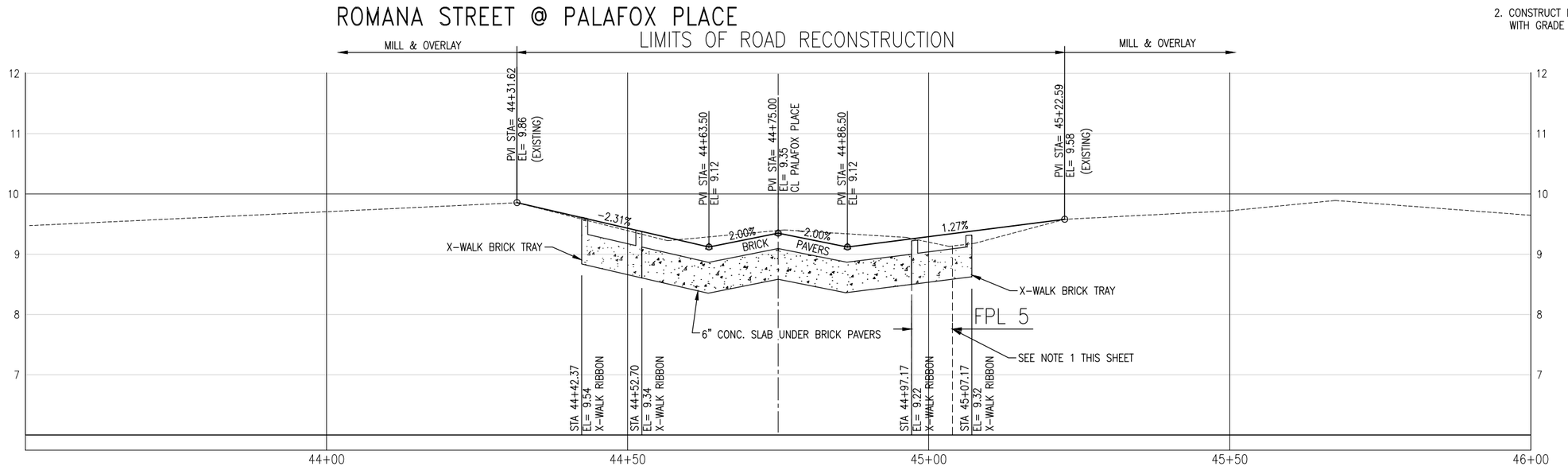

BASKERVILLE-DONOVAN, INC.
ENGINEERING THE SOUTH SINCE 1927
449 W. MAIN ST., PENSACOLA, FL 32502 (850)438-9661
ENGINEERING BUSINESS: EB-0000340
Pensacola - Panama City Beach - Tallahassee - Mobile

JASON J. FRICK P.E.
FL Reg. Engineer #86469

S. PALAFOX PLACE
PEDESTRIAN
IMPROVEMENTS

NO.	DATE	APPR.	REVISION/ACTION TAKEN

NOT RELEASED FOR CONSTRUCTION BY ___ DATE __/__/__

PROJECT NO: 24324.01
DESIGNED BY: MDL
DRAWN BY: RGG
CHK'D BY: MDL
PROJ. MGR: JJF
DATE: JULY 2025

STREET INTERSECTION
CROSS SECTIONS

C-190

PALAFOX PLACE @ INTENDENCIA STREET

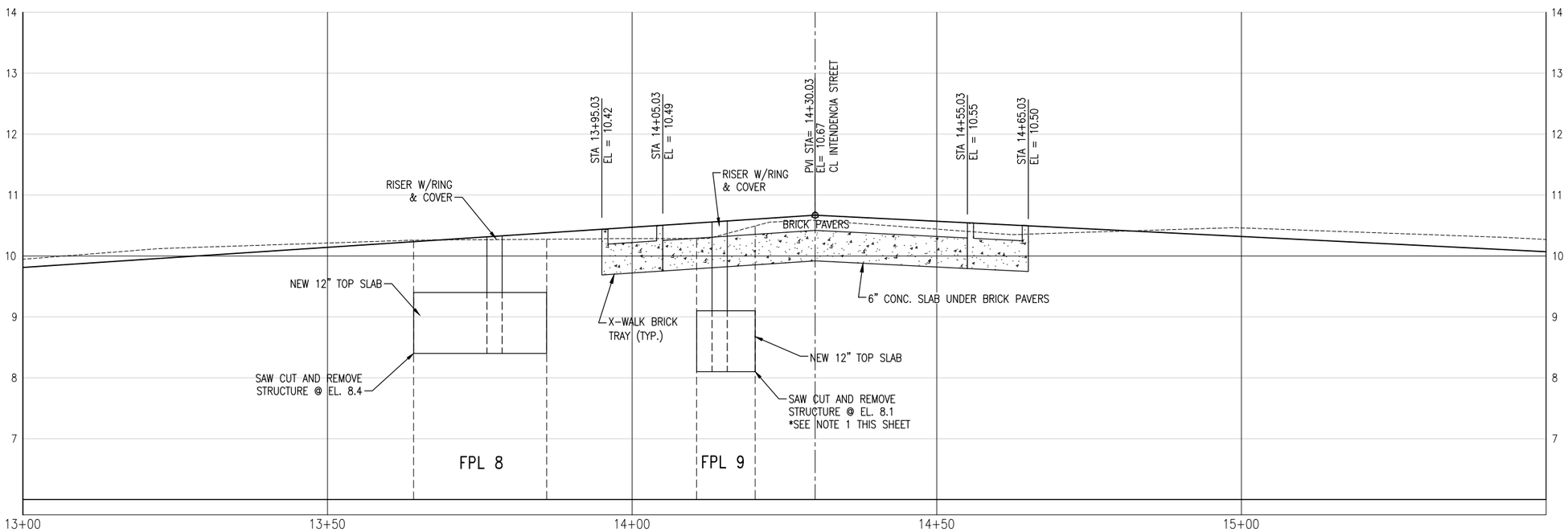

0 5' 10' 20'
SCALE: 1" = 10' HORIZ
1" = 10' (22x34)
1" = 20' (11x17)

0 0.5' 1' 2'
SCALE: 1" = 1' VERT
1" = 1' (22x34)
1" = 2' (11x17)

NOTES:

1. REMOVE TOP SLAB
   CUT OFF STRUCTURE TO EL. 7.0
   RECONSTRUCT TOP SLAB
   PROVIDE RING & COVER W/RISER
   FROM NEW TOP SLAB TO FINISHED
   GRADE

INTENDENCIA STREET @ PALAFOX PLACE

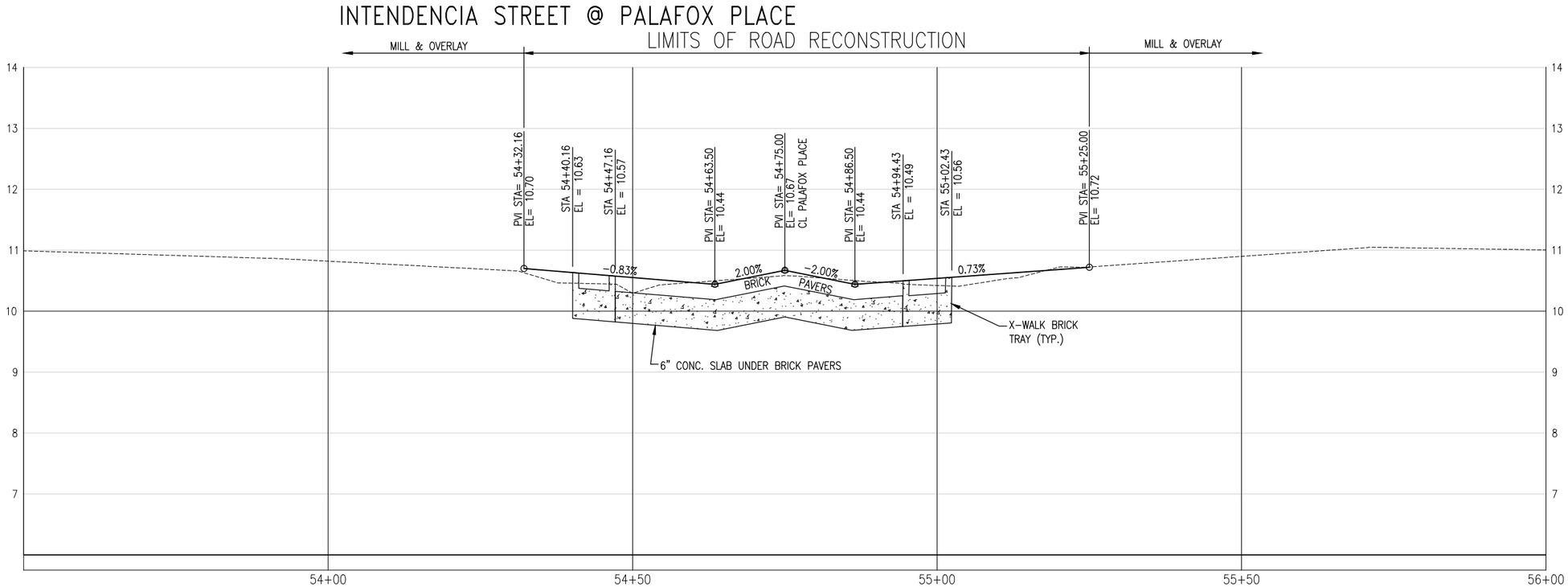

BASKERVILLE-DONOVAN, INC.
ENGINEERING THE SOUTH SINCE 1927
449 W. MAIN ST., PENSACOLA, FL 32502 (850)438-9661
ENGINEERING BUSINESS: EB-0000340
Pensacola - Panama City Beach - Tallahassee - Mobile

JASON J. FRICK P.E.
FL Reg. Engineer #86469

S. PALAFOX PLACE
PEDESTRIAN
IMPROVEMENTS

NO.	DATE	APPR.	REVISION/ACTION TAKEN

NOT RELEASED FOR CONSTRUCTION BY ___ DATE __/__/__

PROJECT NO: 24324.01
DESIGNED BY: MDL
DRAWN BY: RGG
CHK'D BY: MDL
PROJ. MGR: JJF
DATE: JULY 2025

STREET INTERSECTION
CROSS SECTIONS

C-191

E:\DWG\243\24324.03 Downtown Resurfacing\C-190-193 Intersections.dwg, Jul 09, 2025 - 10:55:33AM, rgeiger

PALAFOX PLACE @ GOVERNMENT STREET

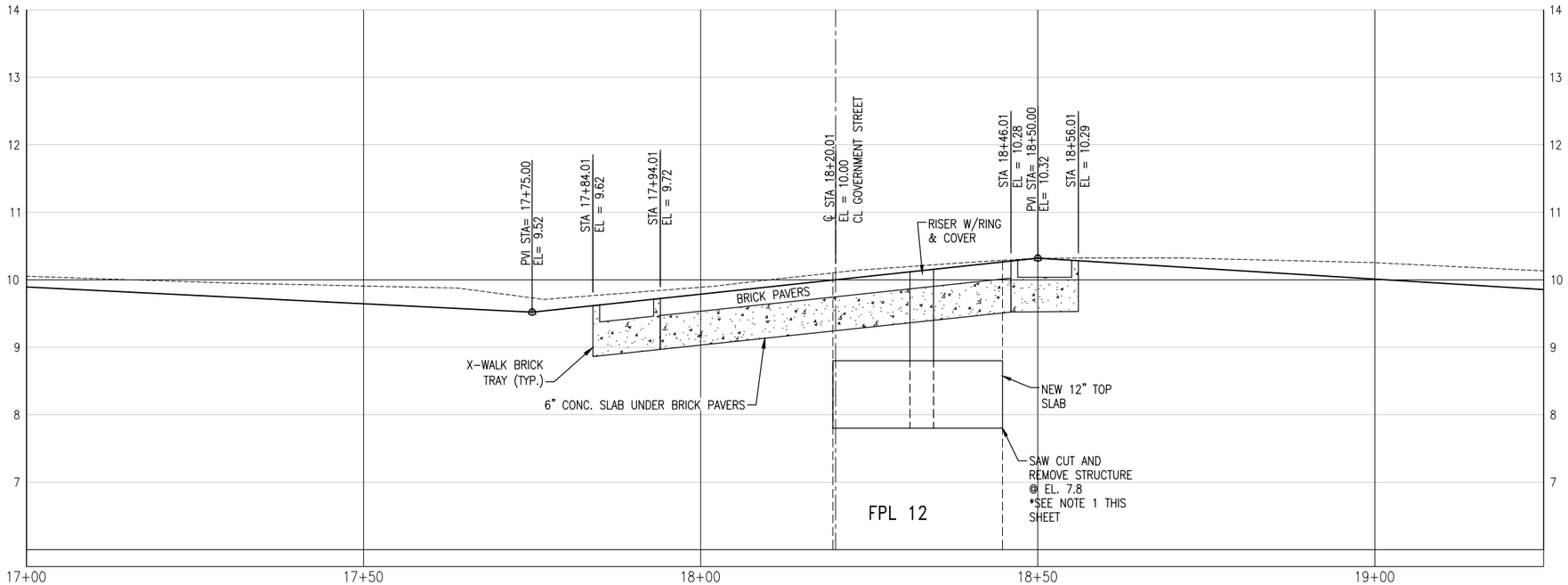

GOVERNMENT STREET @ PALAFOX PLACE

LIMITS OF ROAD RECONSTRUCTION

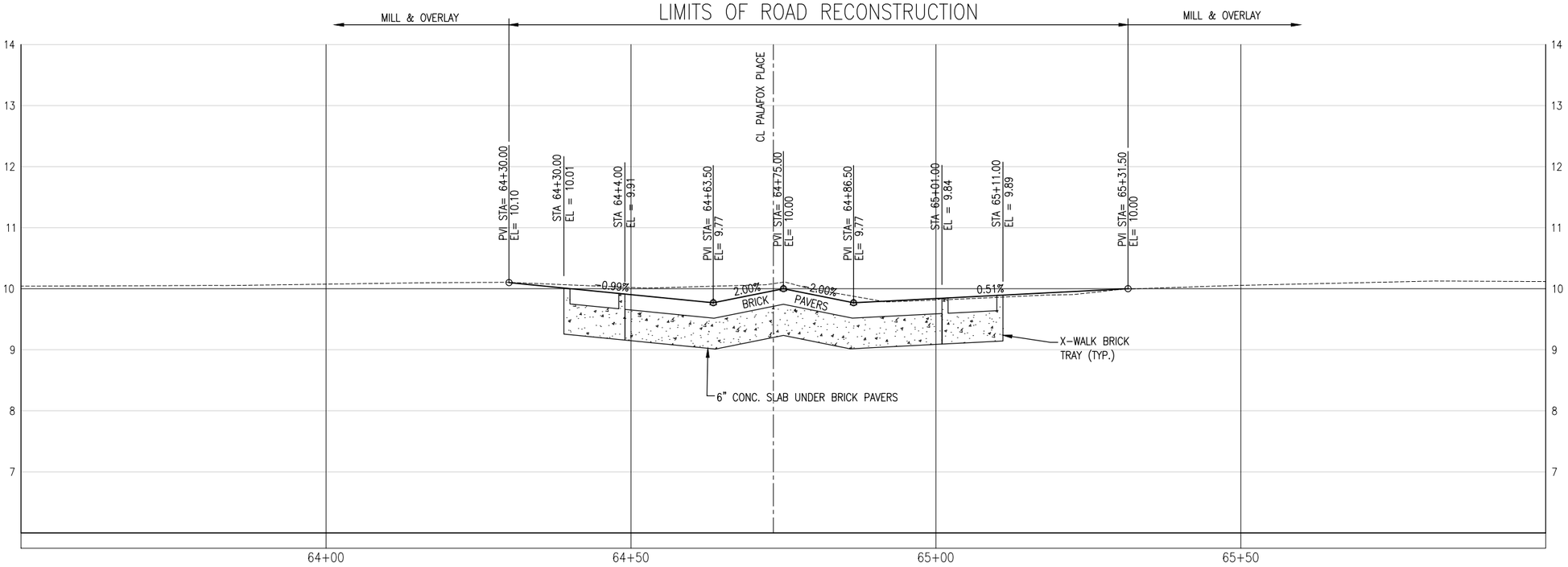

0 5' 10' 20'
SCALE: 1" = 10' HORIZ
1" = 10' (22x34)
1" = 20' (11x17)

0 0.5' 1' 2'
SCALE: 1" = 1' VERT
1" = 1' (22x34)
1" = 2' (11x17)

NOTES:

1. REMOVE TOP SLAB
   CUT OFF STRUCTURE TO EL. 7.0
   RECONSTRUCT TOP SLAB
   PROVIDE RING & COVER W/RISER
   FROM NEW TOP SLAB TO FINISHED
   GRADE

BASKERVILLE-DONOVAN, INC.
ENGINEERING THE SOUTH SINCE 1927
449 W. MAIN ST., PENSACOLA, FL 32502 (850)438-9661
ENGINEERING BUSINESS: EB-0000340
Pensacola - Panama City Beach - Tallahassee - Mobile

JASON J. FRICK P.E.
FL Reg. Engineer #86469

S. PALAFOX PLACE
PEDESTRIAN
IMPROVEMENTS

NO.	DATE	APPR.	REVISION/ACTION TAKEN

NOT RELEASED FOR CONSTRUCTION BY ___ DATE __/__/__

PROJECT NO: 24324.01
DESIGNED BY: MDL
DRAWN BY: RGG
CHK'D BY: MDL
PROJ. MGR: JJF
DATE: JULY 2025

STREET INTERSECTION
CROSS SECTIONS

C-192

PALAFOX PLACE @ ZARRAGOSSA STREET

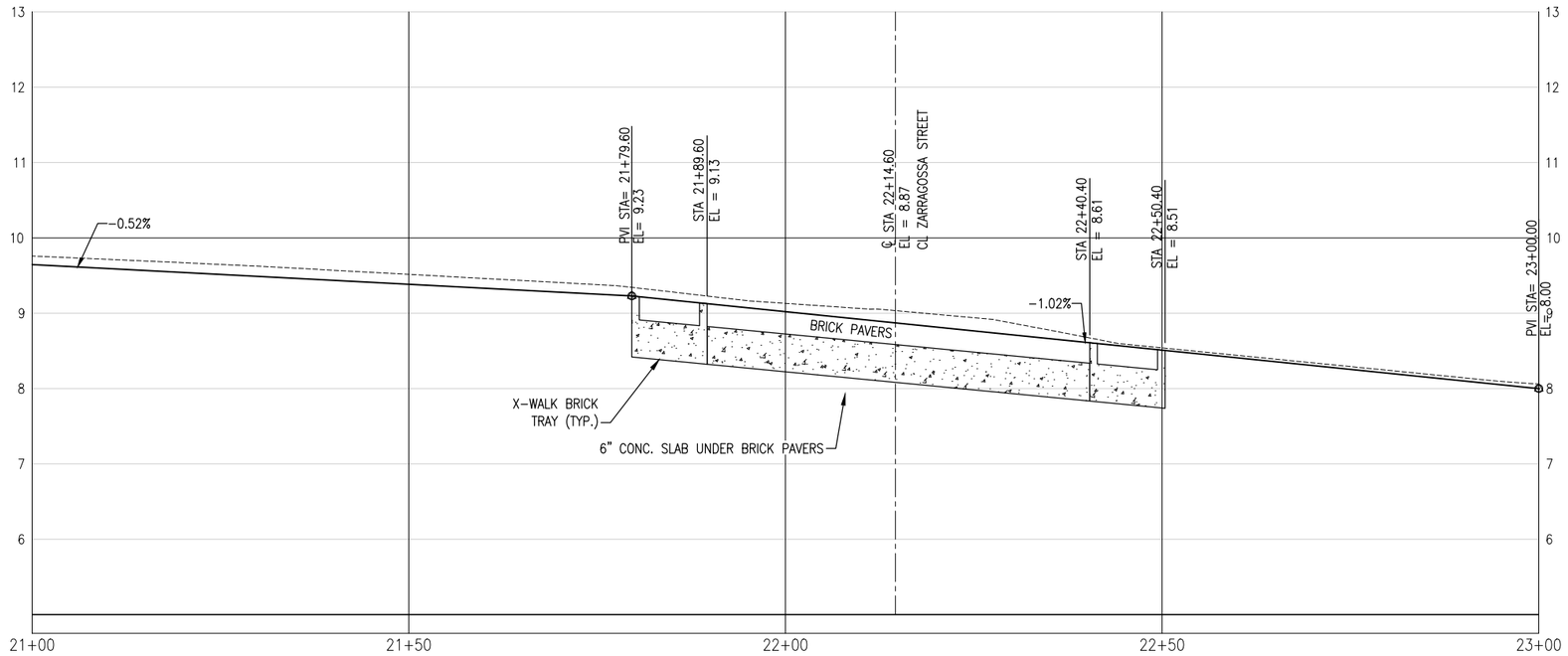

0 5' 10' 20'
SCALE: 1" = 10' HORIZ
1" = 10' (22x34)
1" = 20' (11x17)

0 0.5' 1' 2'
SCALE: 1" = 1' VERT
1" = 1' (22x34)
1" = 2' (11x17)

ZARRAGOSSA STREET @ PALAFOX PLACE

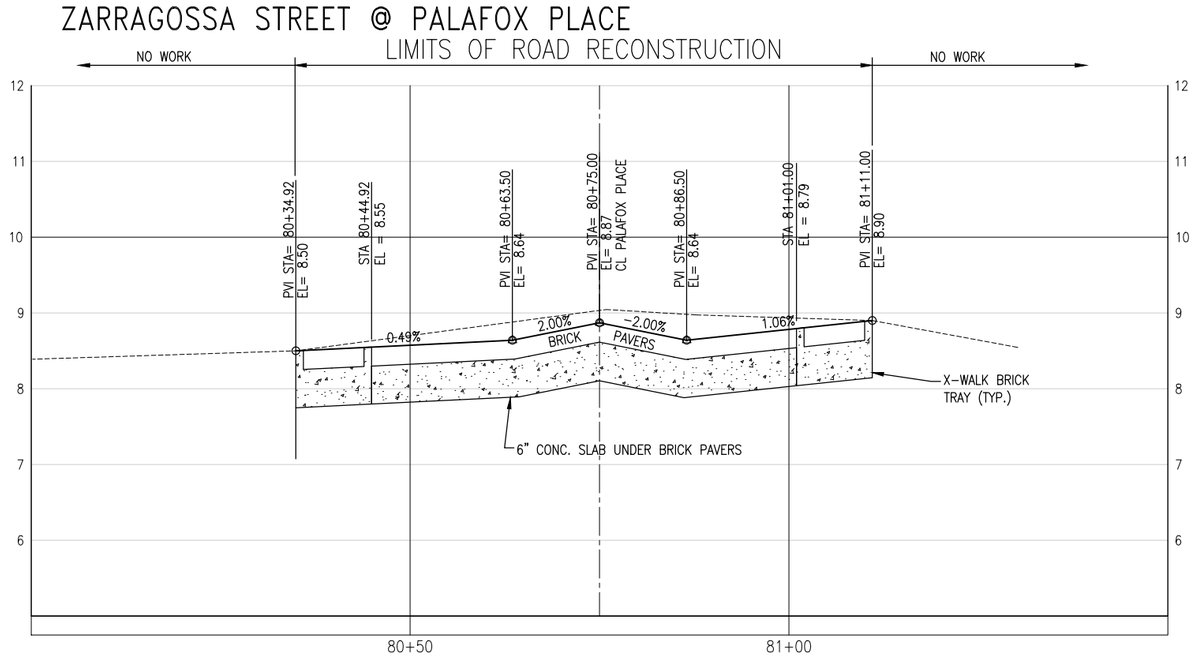

BASKERVILLE-DONOVAN, INC.
ENGINEERING THE SOUTH SINCE 1927
449 W. MAIN ST., PENSACOLA, FL 32502 (850)438-9661
ENGINEERING BUSINESS: EB-0000340
Pensacola - Panama City Beach - Tallahassee - Mobile

JASON J. FRICK P.E.
FL Reg. Engineer #86469

S. PALAFOX PLACE
PEDESTRIAN
IMPROVEMENTS

NO.	DATE	APPR.	REVISION/ACTION TAKEN

NOT RELEASED FOR CONSTRUCTION BY ___ DATE __/__/__

PROJECT NO: 24324.01
DESIGNED BY: MDL
DRAWN BY: RGG
CHK'D BY: MDL
PROJ. MGR: JJF
DATE: JULY 2025

STREET INTERSECTION
CROSS SECTIONS

C-193

0 5' 10' 20'
SCALE: 1" = 10' HORIZ
1" = 10' (22x34)
1" = 20' (11x17)

0 1' 2' 4'
SCALE: 1" = 2' VERT
1" = 2' (22x34)
1" = 4' (11x17)

6+00

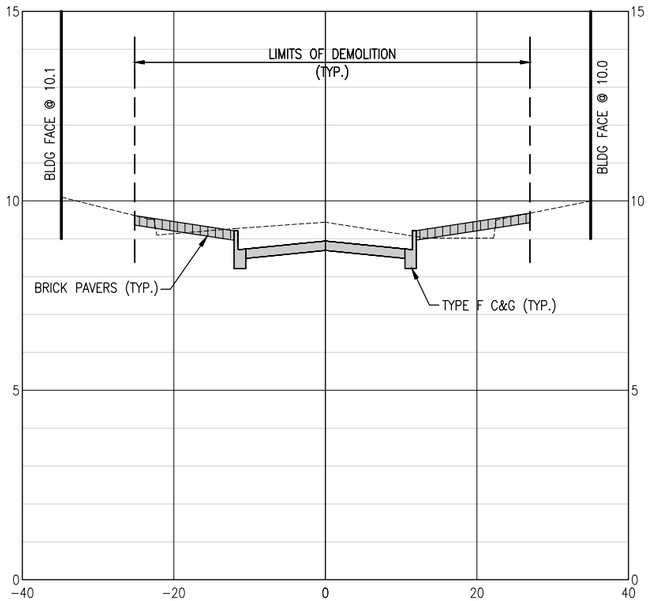

7+00

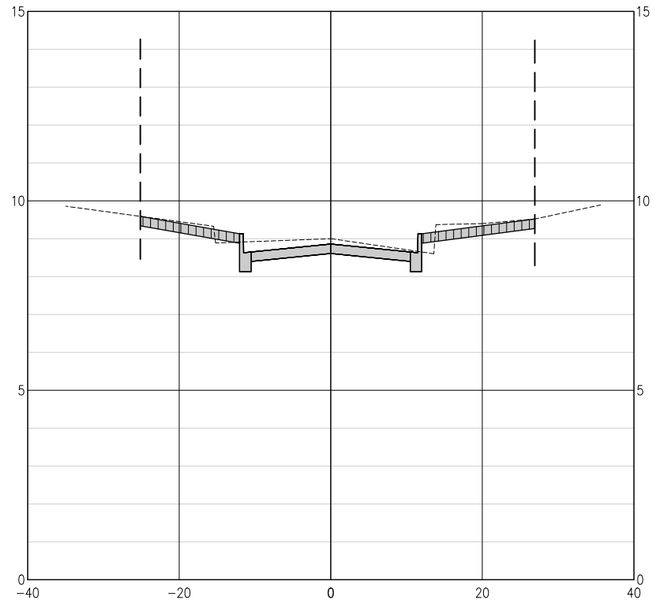

8+00

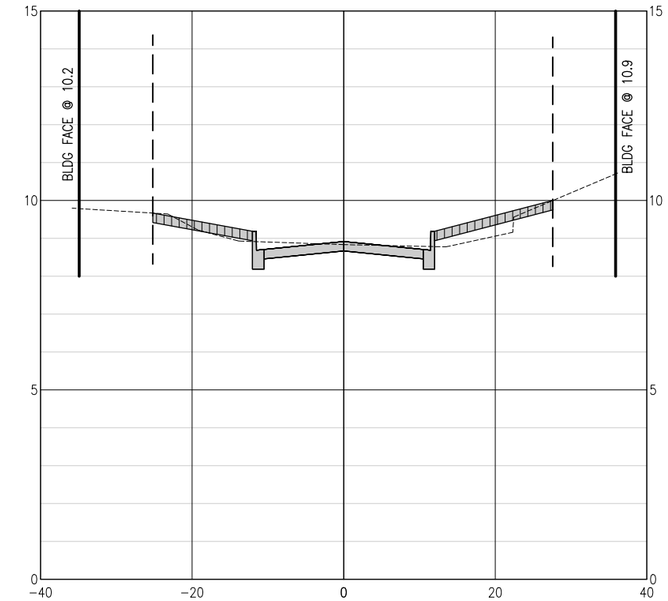

5+50

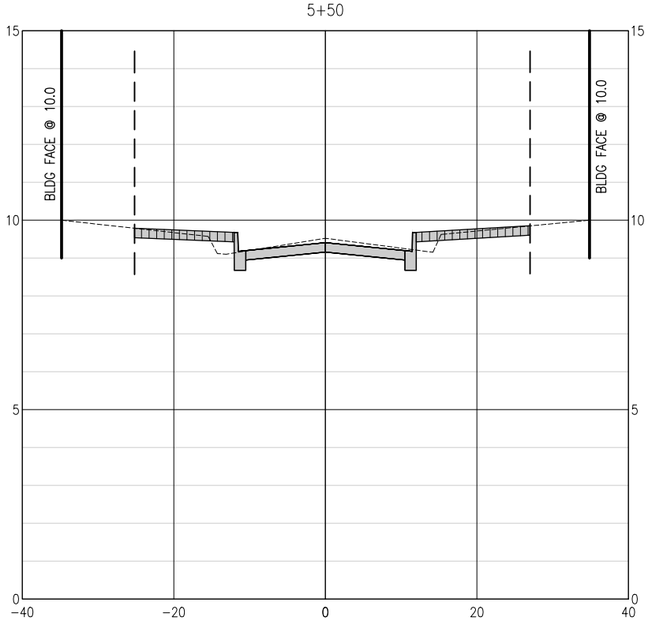

6+50

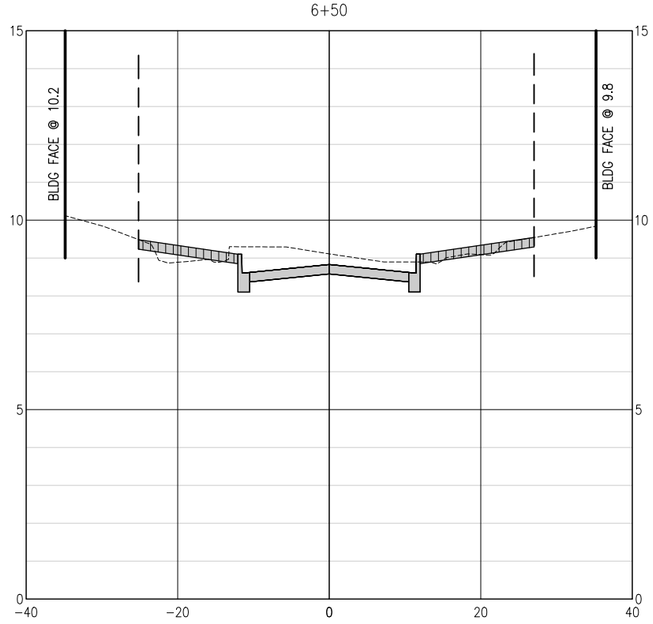

7+50

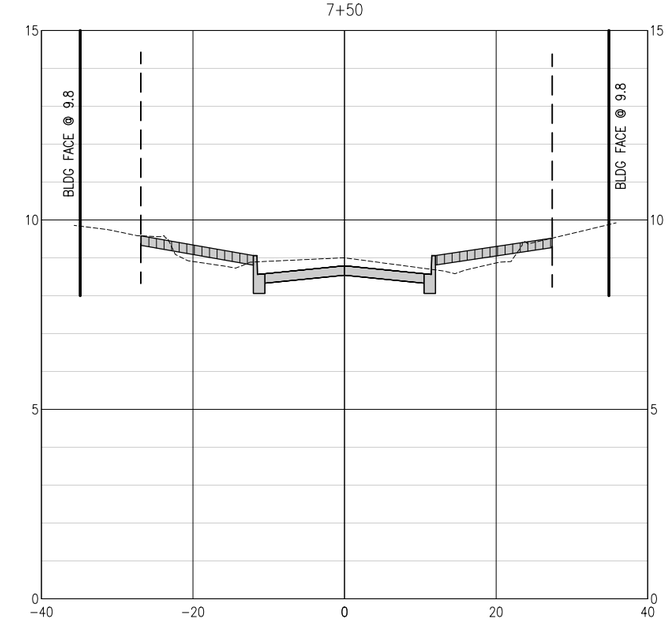

BASKERVILLE-DONOVAN, INC.
ENGINEERING THE SOUTH SINCE 1927
449 W. MAIN ST., PENSACOLA, FL 32502 (850)438-9661
ENGINEERING BUSINESS: EB-0000340
Pensacola - Panama City Beach - Tallahassee - Mobile

JASON J. FRICK P.E.
FL Reg. Engineer #86469

S. PALAFOX PLACE
PEDESTRIAN
IMPROVEMENTS

NO.	DATE	APPR.	REVISION/ACTION TAKEN

NOT RELEASED FOR CONSTRUCTION BY ___ DATE __/__/__

PROJECT NO: 24324.01
DESIGNED BY: MDL
DRAWN BY: RGG
CHK'D BY: MDL
PROJ. MGR: JJF
DATE: JULY 2025

PALAFOX PLACE
CROSS SECTIONS

C-195

E:\DWG\243\24324.03 Downtown Resurfacing\C-195-200 Cross-Sections.dwg, Jul 09, 2025 - 10:55:48AM, rgeiger

0 5' 10' 20'
SCALE: 1" = 10' HORIZ
1" = 10' (22x34)
1" = 20' (11x17)

0 1' 2' 4'
SCALE: 1" = 2' VERT
1" = 2' (22x34)
1" = 4' (11x17)

9+00

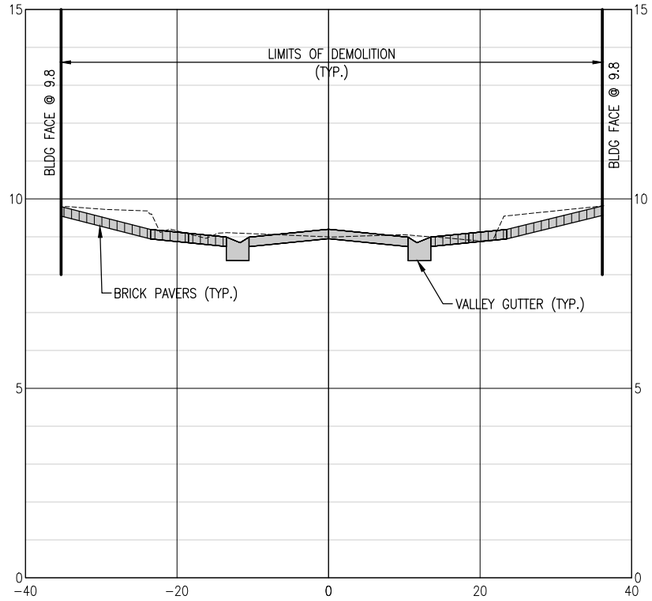

10+00

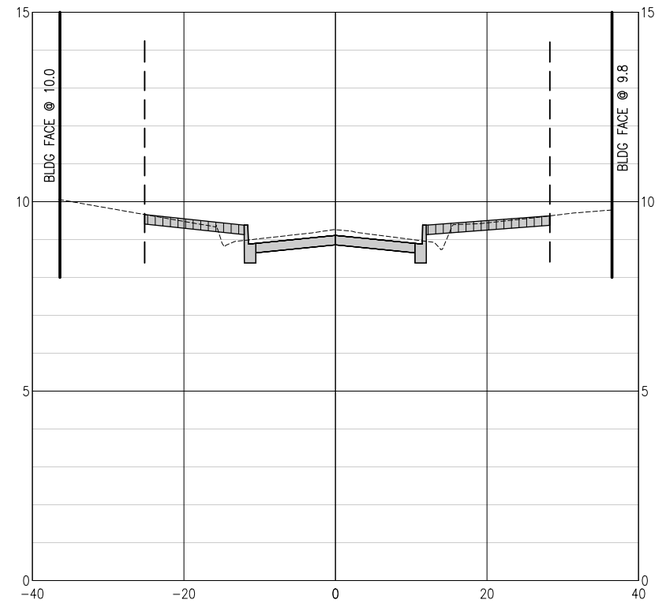

11+50

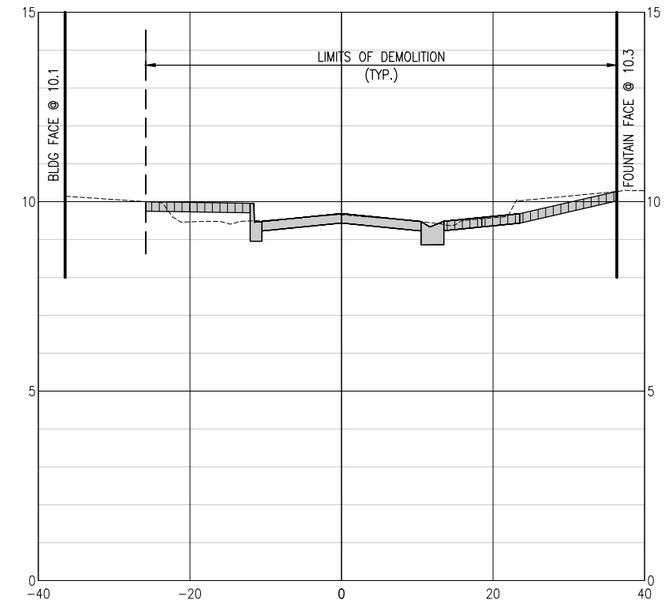

8+50

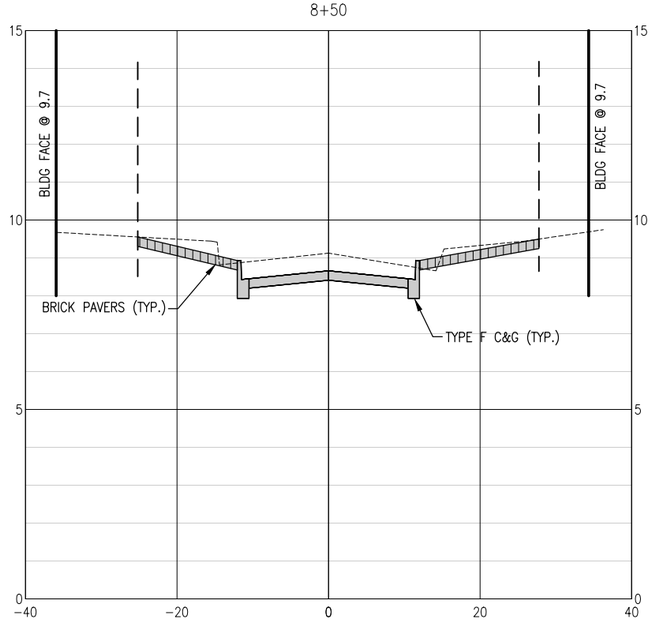

9+50

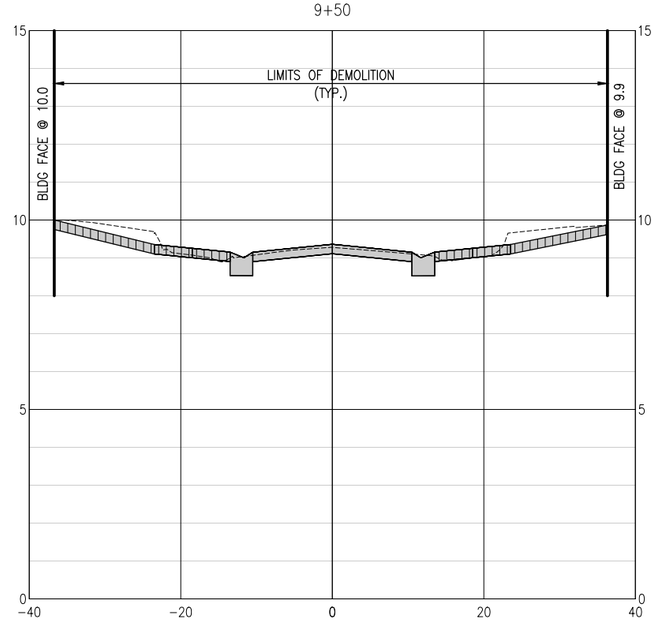

11+00

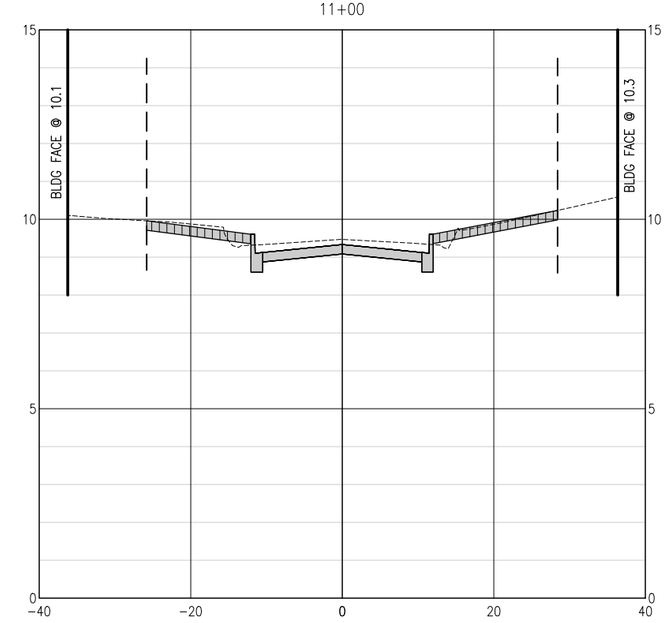

BASKERVILLE-DONOVAN, INC.
ENGINEERING THE SOUTH SINCE 1927
449 W. MAIN ST., PENSACOLA, FL 32502 (850)438-9661
ENGINEERING BUSINESS: EB-0000340
Pensacola - Panama City Beach - Tallahassee - Mobile

JASON J. FRICK P.E.
FL Reg. Engineer #86469

S. PALAFOX PLACE
PEDESTRIAN
IMPROVEMENTS

NO.	DATE	APPR.	REVISION/ACTION TAKEN

NOT RELEASED FOR CONSTRUCTION BY ___ DATE __/__/__

PROJECT NO: 24324.01
DESIGNED BY: MDL
DRAWN BY: RGG
CHK'D BY: MDL
PROJ. MGR: JJF
DATE: JULY 2025

PALAFOX PLACE
CROSS SECTIONS

C-196

E:\DWG\243\24324.03 Downtown Resurfacing\C-195-200 Cross-Sections.dwg, Jul 09, 2025 - 10:55:50AM, rgeiger

SCALE: 1" = 10' HORIZ
1" = 10' (22x34)
1" = 20' (11x17)

SCALE: 1" = 2' VERT
1" = 2' (22x34)
1" = 4' (11x17)

12+50

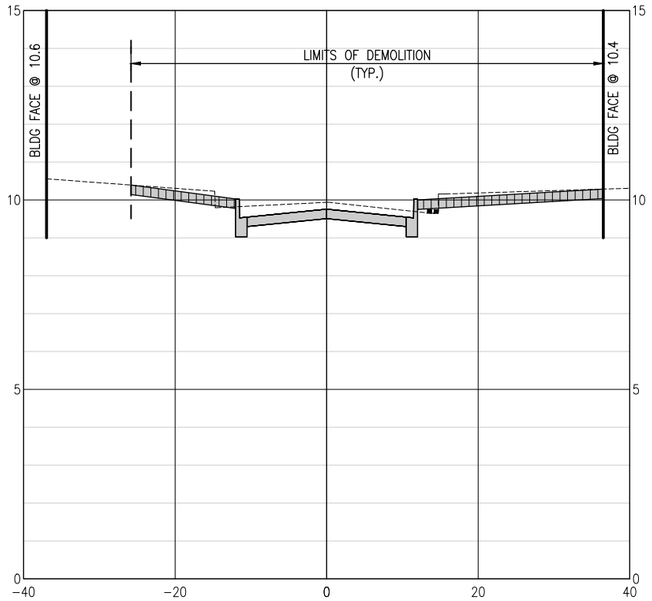

13+50

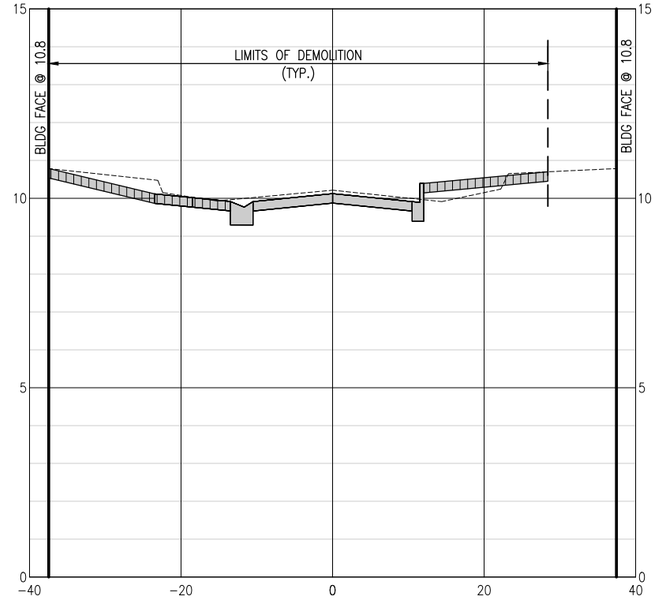

15+00

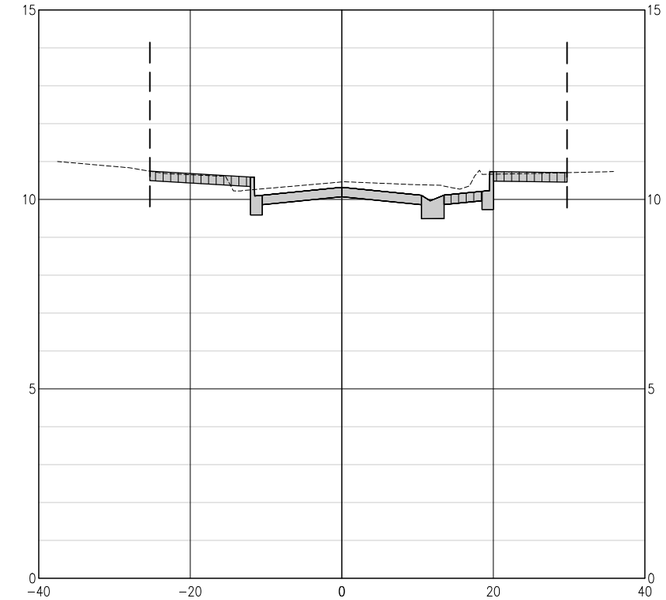

12+00

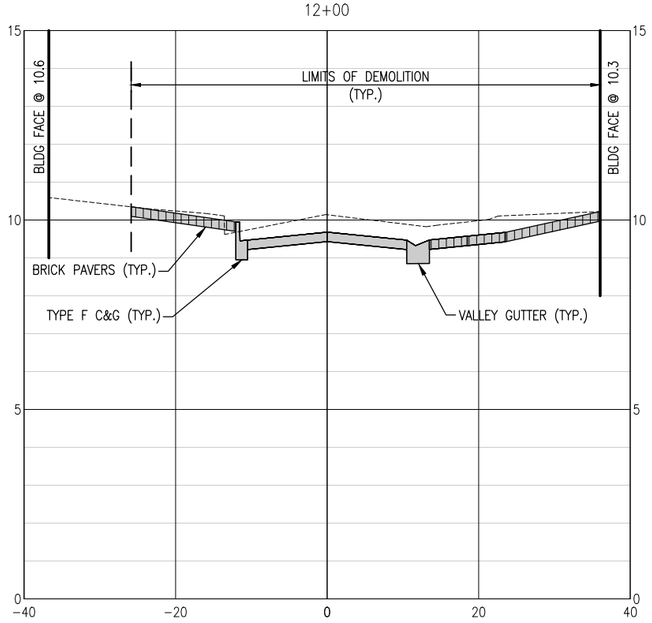

13+00

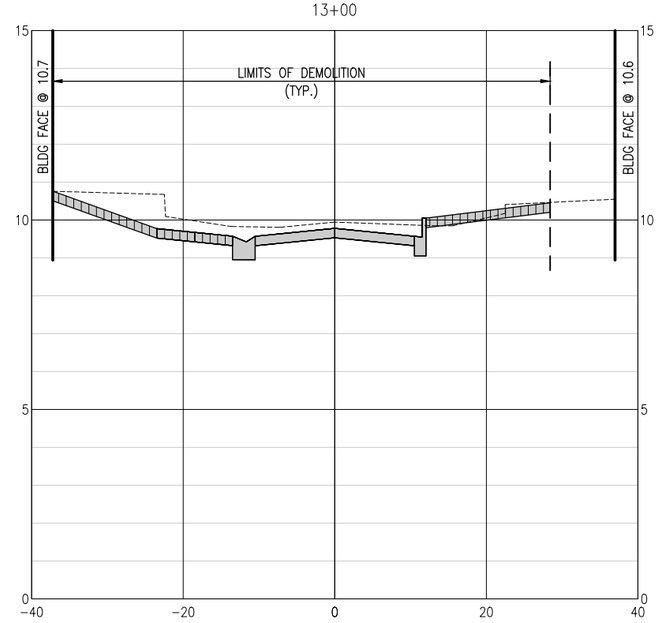

14+00

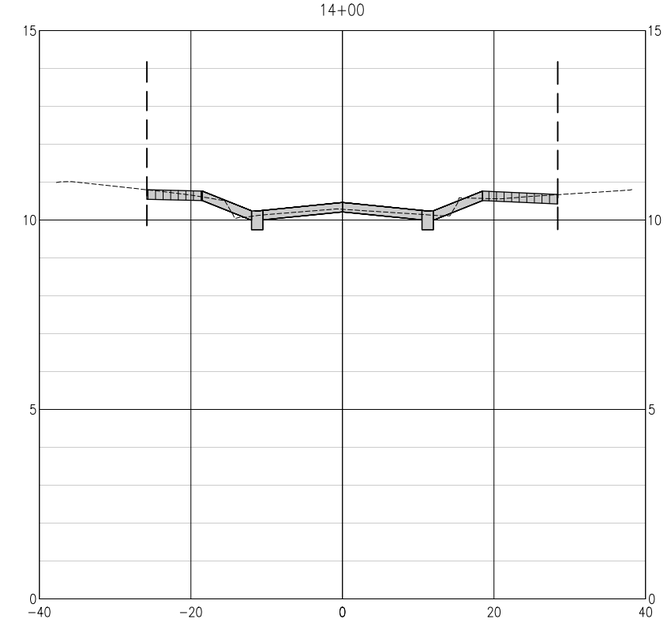

BASKERVILLE-DONOVAN, INC.
ENGINEERING THE SOUTH SINCE 1927
449 W. MAIN ST., PENSACOLA, FL 32502 (850)438-9661
ENGINEERING BUSINESS: EB-0000340
Pensacola - Panama City Beach - Tallahassee - Mobile

JASON J. FRICK P.E.
FL Reg. Engineer #86469

S. PALAFOX PLACE
PEDESTRIAN
IMPROVEMENTS

NO.	DATE	APPR.	REVISION/ACTION TAKEN

NOT RELEASED FOR CONSTRUCTION BY ___ DATE __/__/__

PROJECT NO: 24324.01
DESIGNED BY: MDL
DRAWN BY: RGG
CHK'D BY: MDL
PROJ. MGR: JJF
DATE: JULY 2025

PALAFOX PLACE
CROSS SECTIONS

C-197

E:\DWG\243\24324.03 Downtown Resurfacing\C-195-200 Cross-Sections.dwg, Jul 09, 2025 - 10:55:52AM, rgeiger

0 5' 10' 20'
SCALE: 1" = 10' HORIZ
1" = 10' (22x34)
1" = 20' (11x17)

0 1' 2' 4'
SCALE: 1" = 2' VERT
1" = 2' (22x34)
1" = 4' (11x17)

16+00

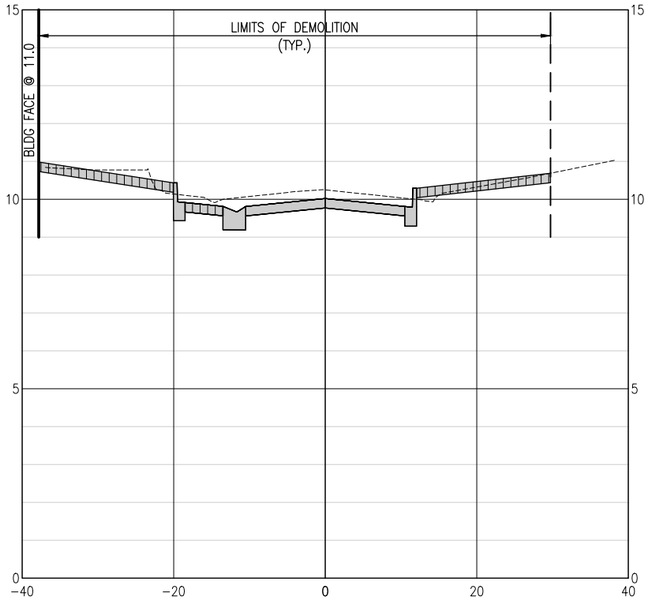

17+00

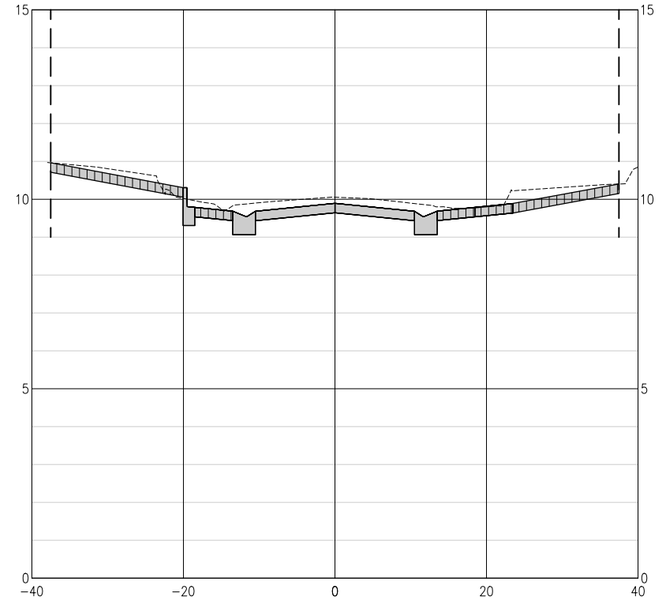

18+50

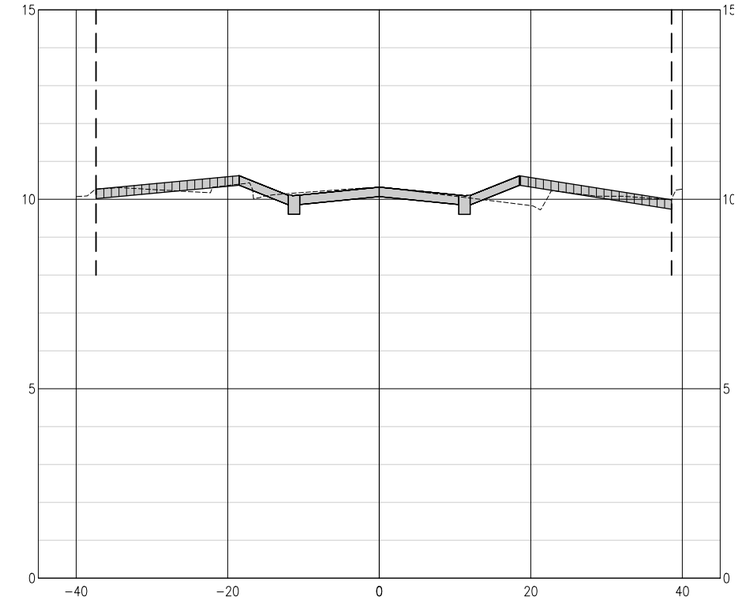

15+50

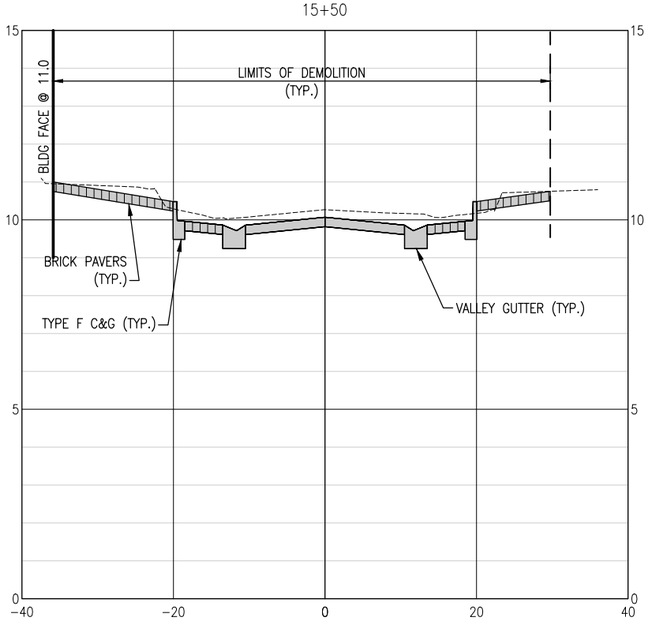

16+50

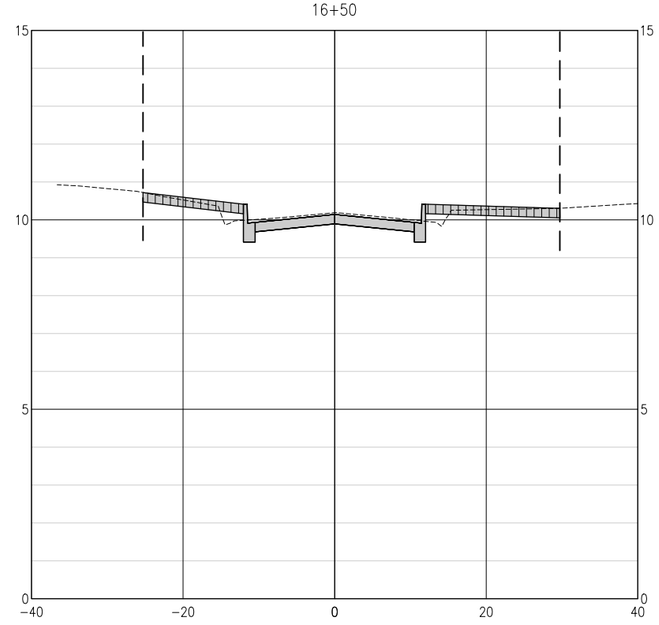

17+50

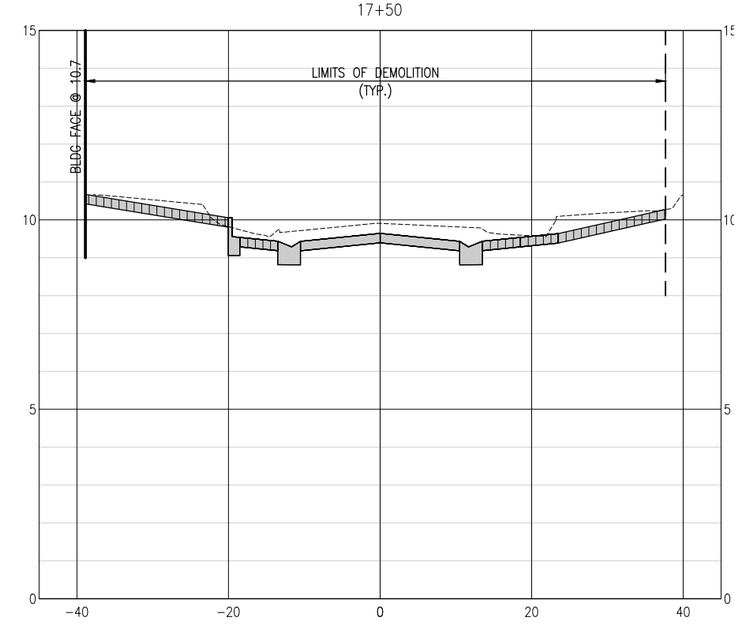

BASKERVILLE-DONOVAN, INC.
ENGINEERING THE SOUTH SINCE 1927
449 W. MAIN ST., PENSACOLA, FL 32502 (850)438-9661
ENGINEERING BUSINESS: EB-0000340
Pensacola - Panama City Beach - Tallahassee - Mobile

JASON J. FRICK P.E.
FL Reg. Engineer #86469

S. PALAFOX PLACE
PEDESTRIAN
IMPROVEMENTS

NO.	DATE	APPR.	REVISION/ACTION TAKEN

NOT RELEASED FOR CONSTRUCTION BY ___ DATE __/__/__

PROJECT NO: 24324.01
DESIGNED BY: MDL
DRAWN BY: RGG
CHK'D BY: MDL
PROJ. MGR: JJF
DATE: JULY 2025

PALAFOX PLACE
CROSS SECTIONS

C-198

E:\DWG\243\24324.03 Downtown Resurfacing\C-195-200 Cross-Sections.dwg, Jul 09, 2025 - 10:55:54AM, rgeiger

SCALE: 1" = 10' HORIZ
1" = 10' (22x34)
1" = 20' (11x17)

SCALE: 1" = 2' VERT
1" = 2' (22x34)
1" = 4' (11x17)

19+50

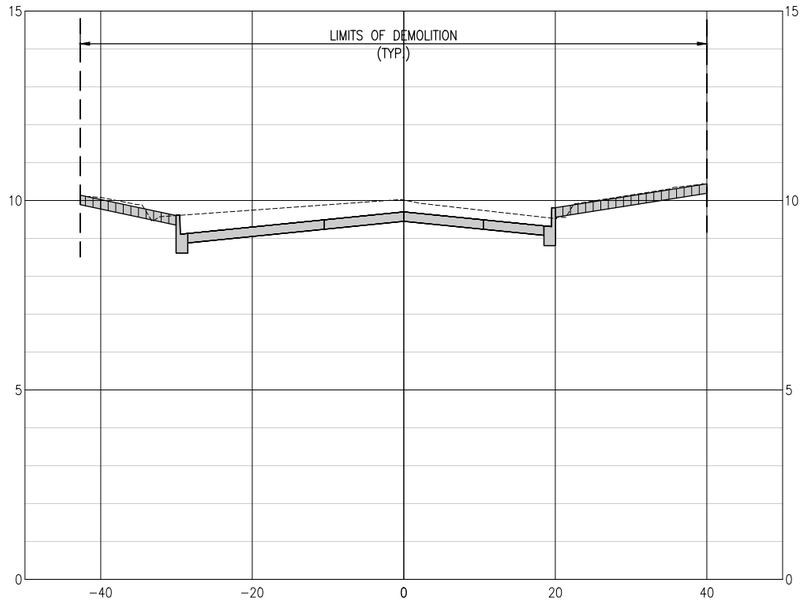

20+50

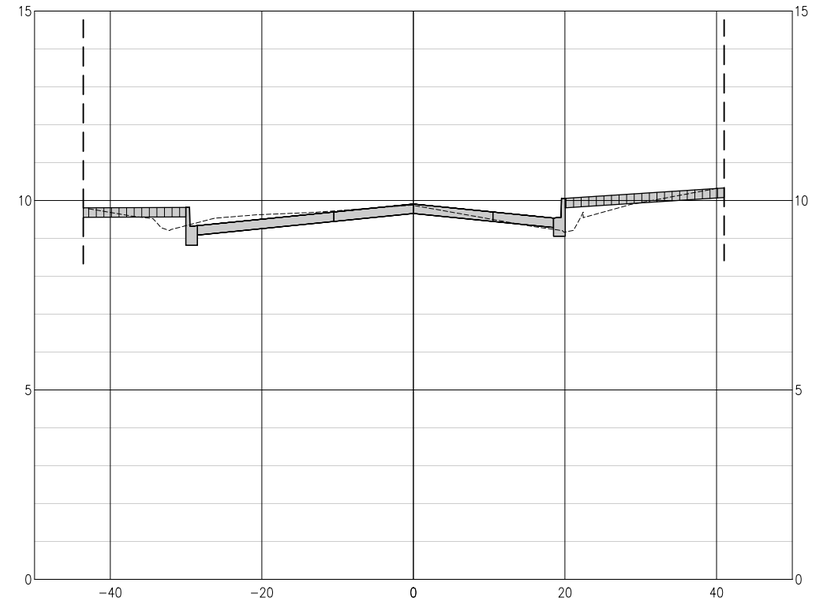

19+00

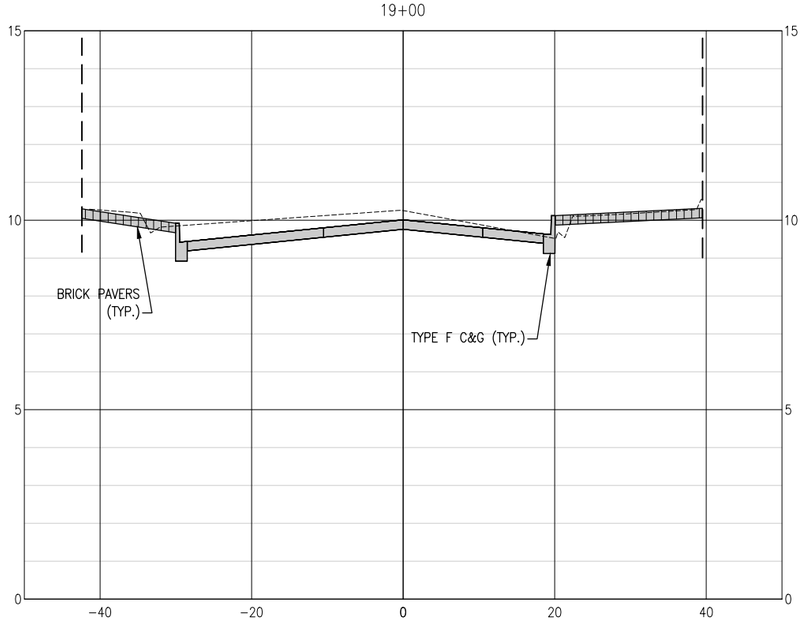

20+00

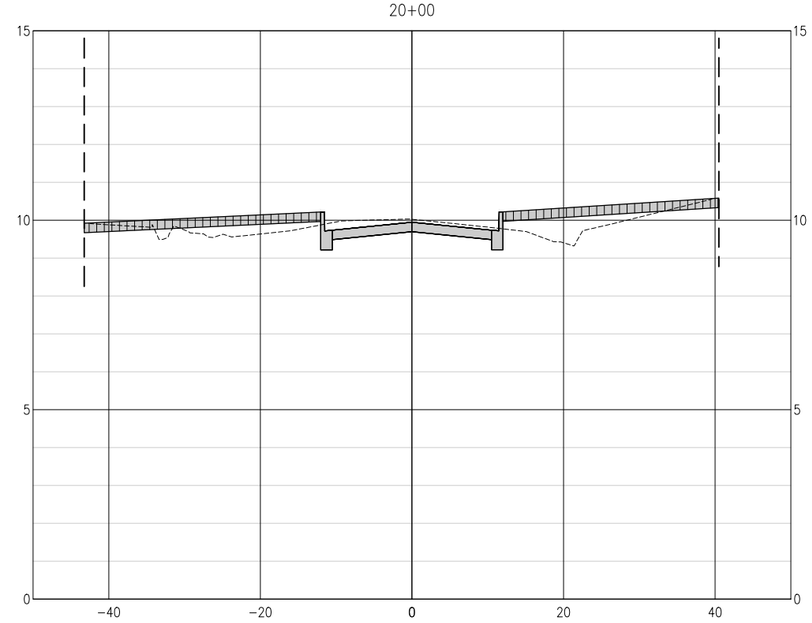

E:\DWG\243\24324.03 Downtown Resurfacing\C-195-200 Cross-Sections.dwg, Jul 09, 2025 - 10:55:56AM, rgeiger

BASKERVILLE-DONOVAN, INC.
ENGINEERING THE SOUTH SINCE 1927
449 W. MAIN ST., PENSACOLA, FL 32502 (850)438-9661
ENGINEERING BUSINESS: EB-0000340
Pensacola - Panama City Beach - Tallahassee - Mobile

JASON J. FRICK P.E.
FL Reg. Engineer #86469

S. PALAFOX PLACE
PEDESTRIAN
IMPROVEMENTS

NO.	DATE	APPR.	REVISION/ACTION TAKEN

NOT RELEASED FOR CONSTRUCTION BY ___ DATE __/__/__

PROJECT NO: 24324.01
DESIGNED BY: MDL
DRAWN BY: RGG
CHK'D BY: MDL
PROJ. MGR: JJF
DATE: JULY 2025

PALAFOX PLACE
CROSS SECTIONS

C-199

0 5' 10' 20'
SCALE: 1" = 10' HORIZ
1" = 10' (22x34)
1" = 20' (11x17)

0 1' 2' 4'
SCALE: 1" = 2' VERT
1" = 2' (22x34)
1" = 4' (11x17)

24+00

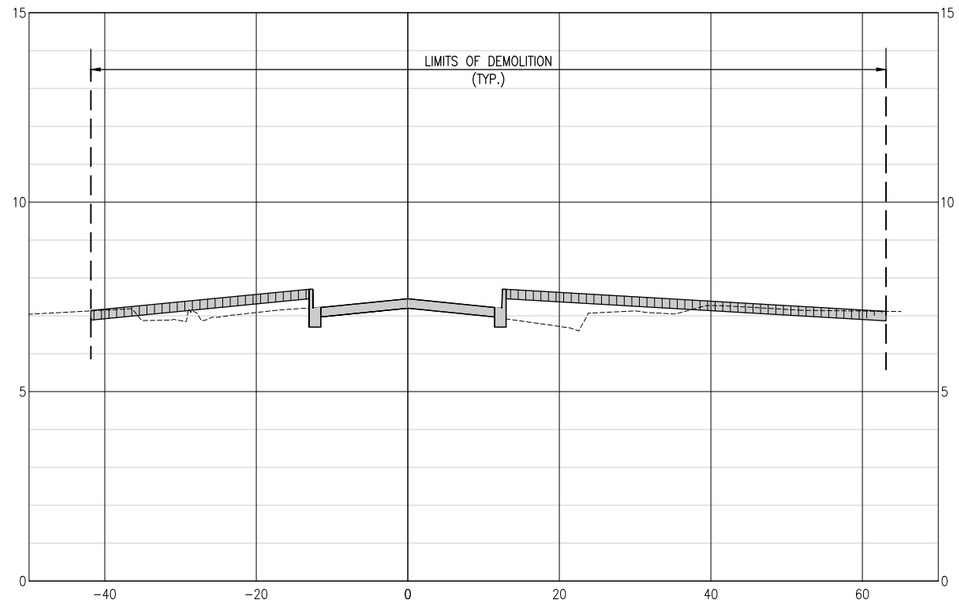

23+50

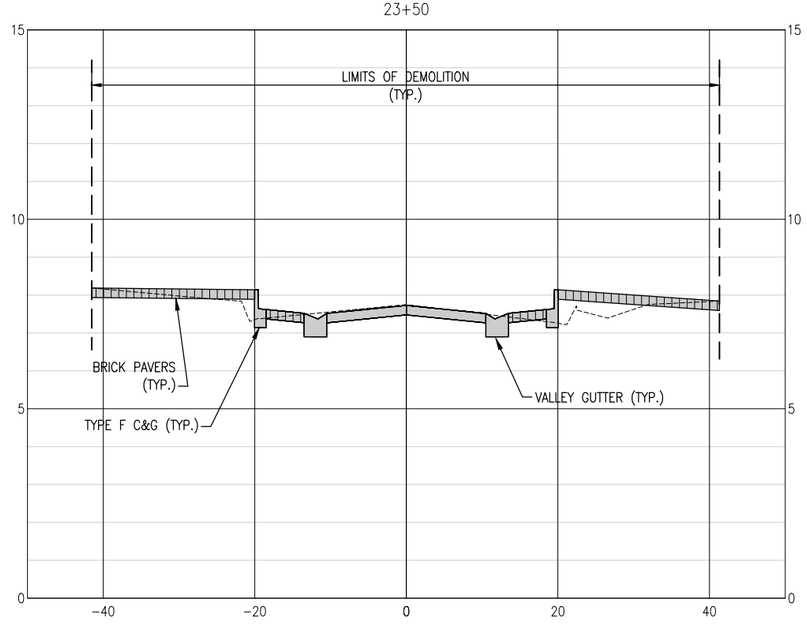

E:\DWG\243\24324.03 Downtown Resurfacing\C-195-200 Cross-Sections.dwg, Jul 09, 2025 - 10:55:58AM, rgeiger

BASKERVILLE-DONOVAN, INC.
ENGINEERING THE SOUTH SINCE 1927
449 W. MAIN ST., PENSACOLA, FL 32502 (850)438-9661
ENGINEERING BUSINESS: EB-0000340
Pensacola - Panama City Beach - Tallahassee - Mobile

JASON J. FRICK P.E.
FL Reg. Engineer #86469

S. PALAFOX PLACE
PEDESTRIAN
IMPROVEMENTS

NO.	DATE	APPR.	REVISION/ACTION TAKEN

NOT RELEASED FOR CONSTRUCTION BY ___ DATE __/__/__

PROJECT NO: 24324.01
DESIGNED BY: MDL
DRAWN BY: RGG
CHK'D BY: MDL
PROJ. MGR: JJF
DATE: JULY 2025

PALAFOX PLACE
CROSS SECTIONS

C-200

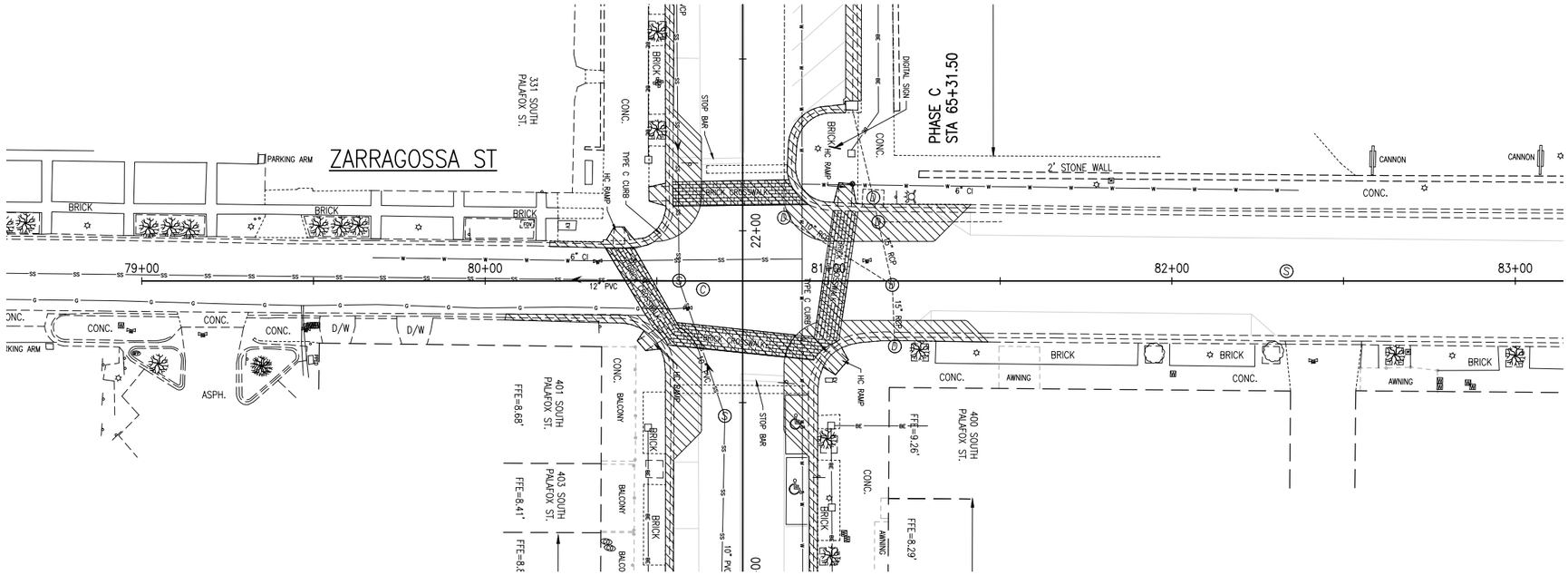

LEGEND

- Ⓓ DRAINAGE MANHOLE
- Ⓢ SANITARY SEWER MANHOLE
- Ⓔ ELECTRICAL MANHOLE
- Ⓒ COMMUNICATIONS MANHOLE
- Ⓦ POTABLE WATER MANHOLE
- GAS VALVE
- WATER VALVE
- SANITARY SEWER VALVE
- FPL UTILITY TRENCH LIMITS
- TO BE REMOVED

NOTES:

1. PAVEMENT CUTS SHALL BE PERFORMED BY SAWCUTTING AND SHALL BE FULL-DEPTH TO ENSURE CLEAN EDGES AND MINIMIZE DISTURBANCES TO ADJACENT AREAS.
2. REMOVE PAVEMENT IN CONTROLLED SECTIONS USING METHODS THAT PREVENT DAMAGE TO UNDERLYING UTILITIES (e.g., WATER, GAS, ELECTRICAL, TELECOM).
3. HAND EXCAVATION OR LIGHT EQUIPMENT SHALL BE USED WITHIN 12 INCHES OF KNOWN UTILITY LINES, AS VERIFIED BY POTHOLING OR UTILITY LOCATES PRIOR TO WORK.
4. CONTRACTOR SHALL COORDINATE WITH UTILITY OWNERS AND COMPLY WITH ALL APPLICABLE STANDARDS FOR UTILITY PROTECTION. DISPOSE OF DEBRIS OFF-SITE PER LOCAL REGULATIONS. *

0 10' 20' 40'
SCALE: 1" = 20' (22X34)
SCALE: 1" = 40' (11x17)

PHASE I

BASKERVILLE-DONOVAN, INC.
ENGINEERING THE SOUTH SINCE 1927
449 W. MAIN ST., PENSACOLA, FL 32502 (850)438-9661
ENGINEERING BUSINESS: EB-0000340
Pensacola - Panama City Beach - Tallahassee - Mobile

JASON J. FRICK P.E.
FL Reg. Engineer #86469

S. PALAFOX PLACE
PEDESTRIAN
IMPROVEMENTS

NO.	DATE	APPR.	REVISION/ACTION TAKEN

NOT RELEASED FOR CONSTRUCTION BY ___ DATE __/__/__

PROJECT NO: 24324.01
DESIGNED BY: JJF
DRAWN BY: RGG
CHK'D BY: MDL
PROJ. MGR: JJF
DATE: JULY 2025

ZARAGPSSA STREET
EXISTING CONDITIONS /
DEMOLITION PLAN

C-211

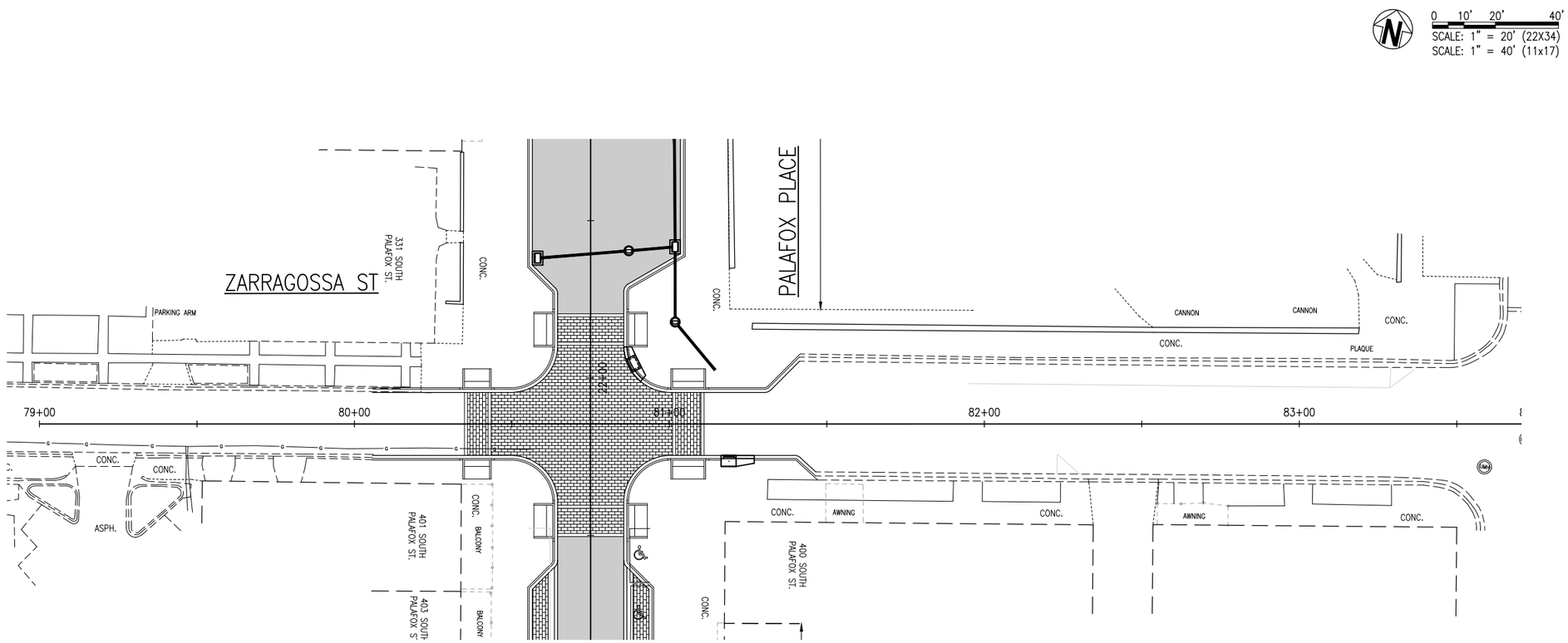

PHASE I

BASKERVILLE-DONOVAN, INC.
ENGINEERING THE SOUTH SINCE 1927
449 W. MAIN ST., PENSACOLA, FL 32502 (850)438-9661
ENGINEERING BUSINESS: EB-0000340
Pensacola - Panama City Beach - Tallahassee - Mobile

JASON J. FRICK P.E.
FL Reg. Engineer #86469

S. PALAFOX PLACE
PEDESTRIAN
IMPROVEMENTS

NO.	DATE	APPR.	REVISION/ACTION TAKEN

PROJECT NO: 24324.01
DESIGNED BY: JJF
DRAWN BY: RGG
CHK'D BY: MDL
PROJ. MGR: JJF
DATE: JULY 2025

NOT RELEASED FOR CONSTRUCTION BY ___ DATE __/__/____

ZARRAGOSSA STREET
SIGNAGE /
STRIPING PLAN

C-212

E:\DWG\243\24324.03 Downtown Resurfacing\C-212 Striping-Zarragossa.dwg, Jul 09, 2025 - 10:56:12AM, rgeiger

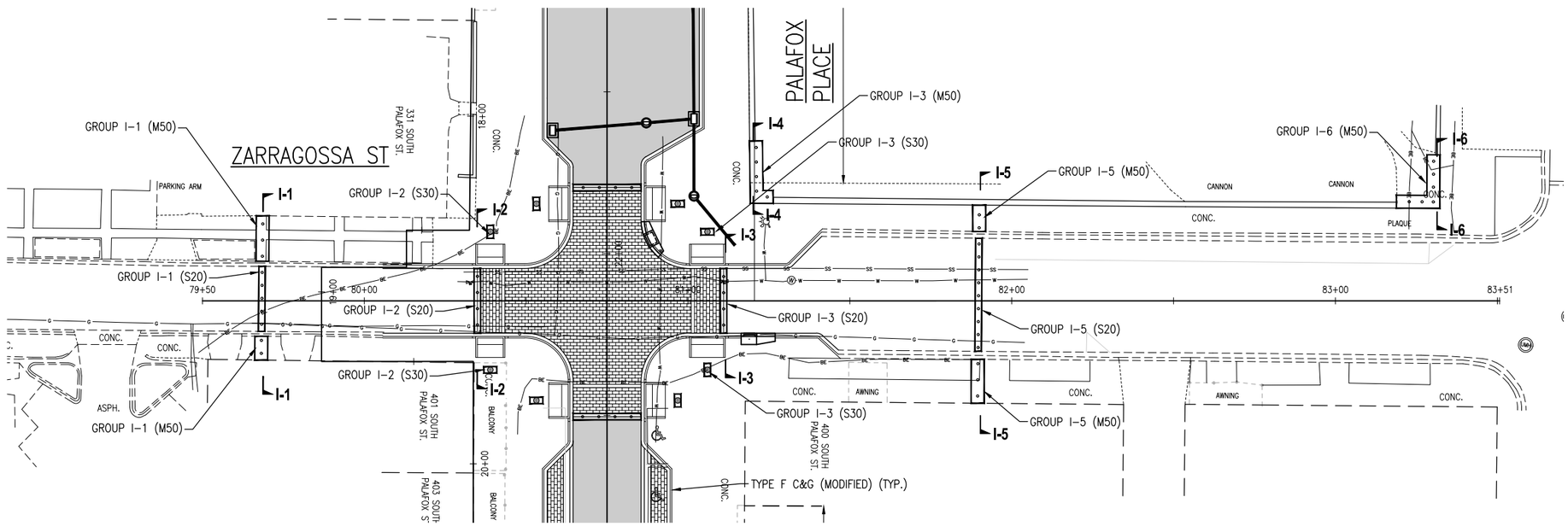

0 10' 20' 40'
SCALE: 1" = 20' (22X34)
SCALE: 1" = 40' (11x17)

NOTES:

1. THE LOCATIONS OF BOLLARDS SHOWN ON THIS PLAN ARE BASED ON AVAILABLE UTILITY INFORMATION. IN THE EVENT OF A DISCOVERED CONFLICT WITH EXISTING UTILITIES DURING CONSTRUCTION, THE CONTRACTOR SHALL IMMEDIATELY NOTIFY THE ENGINEER/LANDSCAPE ARCHITECT AND COORDINATE FIELD ADJUSTMENTS TO BOLLARD PLACEMENT. THE CONTRACTOR SHALL VERIFY UTILITY LOCATIONS THROUGH FLORIDA 811 (SUNSHINE 811) OR OTHER APPROVED METHODS BEFORE COMMENCING WORK.

2. SEE SHEET C-215 (BOLLARD SCHEDULE) FOR GROUP IDENTIFICATION AND CORRESPONDING SIZE/STYLE.

PHASE I

BASKERVILLE-DONOVAN, INC.
ENGINEERING THE SOUTH SINCE 1927
449 W. MAIN ST., PENSACOLA, FL 32502 (850)438-9661
ENGINEERING BUSINESS: EB-0000340
Pensacola - Panama City Beach - Tallahassee - Mobile

JASON J. FRICK P.E.
FL Reg. Engineer #86469

S. PALAFOX PLACE
PEDESTRIAN
IMPROVEMENTS

NO.	DATE	APPR.	REVISION/ACTION TAKEN

NOT RELEASED FOR CONSTRUCTION BY ___ DATE __/__/____

PROJECT NO: 24324.01
DESIGNED BY: JJF
DRAWN BY: RGG
CHK'D BY: MDL
PROJ. MGR: JJF
DATE: JULY 2025

ZARRAGOSSA STREET
BOLLARD PLAN

C-213

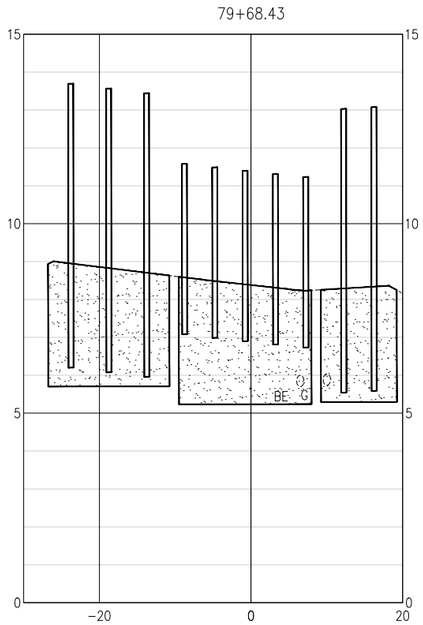

SECTION I-1

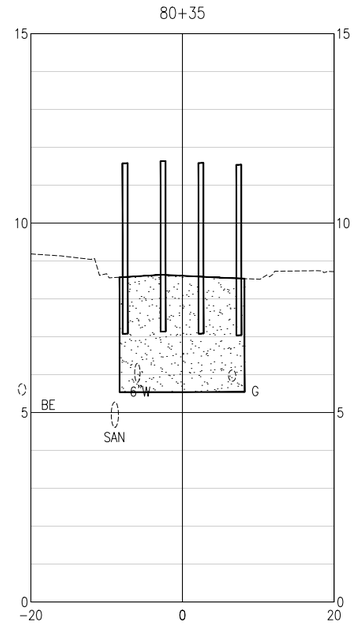

SECTION I-2

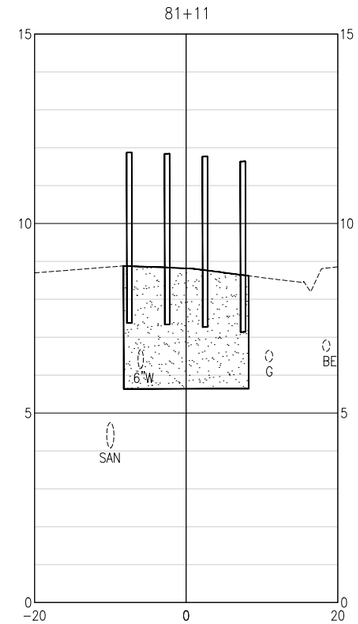

SECTION I-3

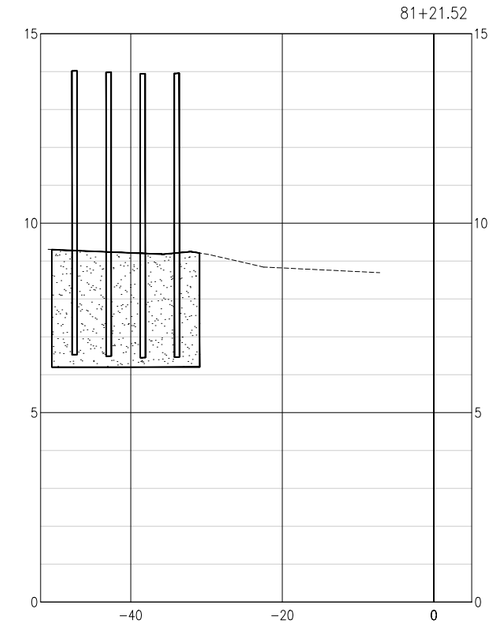

SECTION I-4

0 5' 10' 20'
SCALE: 1" = 10'
1" = 10' (22x34)
1" = 20' (11x17)

0 1' 2' 4'
SCALE: 1" = 2'
1" = 2' (22x34)
1" = 4' (11x17)

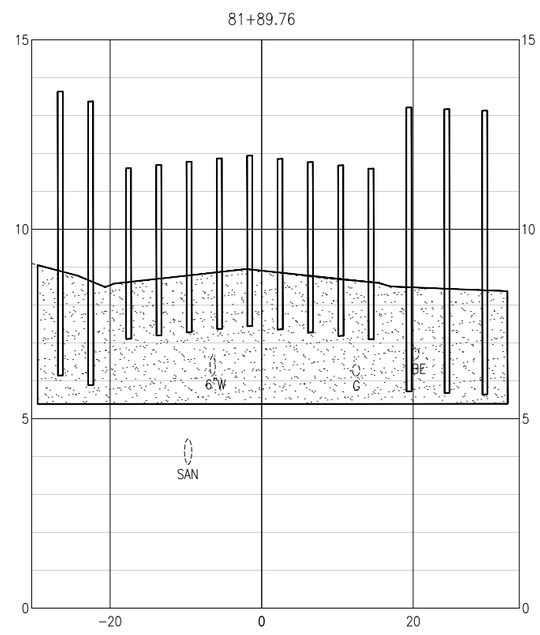

SECTION I-5

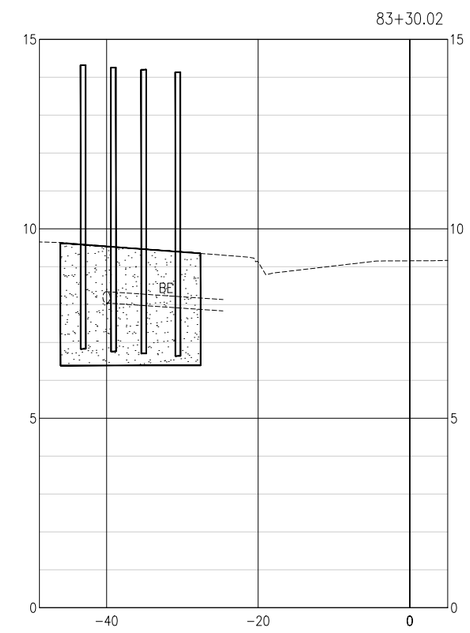

SECTION I-6

PHASE I

BASKERVILLE-DONOVAN, INC.
ENGINEERING THE SOUTH SINCE 1927
449 W. MAIN ST., PENSACOLA, FL 32502 (850)438-9661
ENGINEERING BUSINESS: EB-0000340
Pensacola - Panama City Beach - Tallahassee - Mobile

JASON J. FRICK P.E.
FL Reg. Engineer #86469

S. PALAFOX PLACE
PEDESTRIAN
IMPROVEMENTS

NO.	DATE	APPR.	REVISION/ACTION TAKEN

NOT RELEASED FOR CONSTRUCTION BY ___ DATE __/__/__

PROJECT NO: 24324.01
DESIGNED BY: JJF
DRAWN BY: RGG
CHK'D BY: MDL
PROJ. MGR: JJF
DATE: JULY 2025

ZARRAGOSSA STREET
CROSS-SECTIONS

C-214

E:\DWG\243\24324.03 Downtown Resurfacing\C-214 Bollard-Xsec-Zarragossa.dwg, Jul 09, 2025 - 10:56:39AM, rgeiger

BOLLARD GROUP	BOLLARD ID	LOCATION	QUANTITY	MODEL NUMBER		ASTM STANDARD	BASIS OF DESIGN MANUFACTURER	COVER
A-1 (M50)	1-6	PHASE A	6	R-1009-12	M50	F2656-M50	RELIANCE	R-7599
A-1 (S20)	7-13	PHASE A	7	CT6000 IR	S20	F3016-S20	1800BOLLARDS	STAINLESS STEEL DOME TOP
A-2 (S30)	14-15	PHASE A	2	R-1010	S30	F3016-S30	RELIANCE	R-7595
A-2 (S20)	16-19	PHASE A	4	CT6000 IR	S20	F3016-S20	1800BOLLARDS	STAINLESS STEEL DOME TOP
A-3 (S30)	20-21	PHASE A	2	R-1010	S30	F3016-S30	RELIANCE	R-7595
A-3 (S20)	22-25	PHASE A	4	CT6000 IR	S20	F3016-S20	1800BOLLARDS	STAINLESS STEEL DOME TOP
B-1 (S30)	26-27	PHASE B	2	R-1010	S30	F3016-S30	RELIANCE	R-7595
B-1 (S20)	28-31	PHASE B	4	CT6000 IR	S20	F3016-S20	1800BOLLARDS	STAINLESS STEEL DOME TOP
B-2 (S30)	32-33	PHASE B	2	R-1010	S30	F3016-S30	RELIANCE	R-7595
B-2 (S20)	34-37	PHASE B	4	CT6000 IR	S20	F3016-S20	1800BOLLARDS	STAINLESS STEEL DOME TOP
C-1 (S30)	38-39	PHASE C	2	R-1010	S30	F3016-S30	RELIANCE	R-7595
C-1 (S20)	40-43	PHASE C	4	CT6000 IR	S20	F3016-S20	1800BOLLARDS	STAINLESS STEEL DOME TOP
C-2 (S30)	44-45	PHASE C	2	R-1010	S30	F3016-S30	RELIANCE	R-7595
C-2 (S20)	46-49	PHASE C	4	CT6000 IR	S20	F3016-S20	1800BOLLARDS	STAINLESS STEEL DOME TOP
D-1 (S30)	50-51	PHASE D	2	R-1010	S30	F3016-S30	RELIANCE	R-7595
D-1 (S20)	52-55	PHASE D	4	CT6000 IR	S20	F3016-S20	1800BOLLARDS	STAINLESS STEEL DOME TOP
D-2 (S30)	56-57	PHASE D	2	R-1010	S30	F3016-S30	RELIANCE	R-7595
D-2 (S20)	58-61	PHASE D	4	CT6000 IR	S20	F3016-S20	1800BOLLARDS	STAINLESS STEEL DOME TOP
D-3 (M50)	62-74	PHASE D	13	R-1009-12	M50	F2656-M50	RELIANCE	R-7599
D-3 (S20)	75-79	PHASE D	5	CT6000 IR	S20	F3016-S20	1800BOLLARDS	STAINLESS STEEL DOME TOP
E-1 (M50)	80-81	PHASE E	2	R-1009-12	M50	F2656-M50	RELIANCE	R-7599
E-1 (S20)	82-89	PHASE E	8	CT6000 IR	S20	F3016-S20	1800BOLLARDS	STAINLESS STEEL DOME TOP
E-2 (S30)	90-91	PHASE E	2	R-1010	S30	F3016-S30	RELIANCE	R-7595
E-2 (S20)	92-94	PHASE E	3	CT6000 IR	S20	F3016-S20	1800BOLLARDS	STAINLESS STEEL DOME TOP
E-3 (S30)	95-96	PHASE E	2	R-1010	S30	F3016-S30	RELIANCE	R-7595
E-3 (S20)	97-99	PHASE E	3	CT6000 IR	S20	F3016-S20	1800BOLLARDS	STAINLESS STEEL DOME TOP
E-4 (M50)	100-102	PHASE E	3	R-1009-12	M50	F2656-M50	RELIANCE	R-7599
E-4 (S20)	103-108	PHASE E	6	CT6000 IR	S20	F3016-S20	1800BOLLARDS	STAINLESS STEEL DOME TOP
F-1 (S20)	109-110	PHASE F	6	R-1009-12	M50	F2656-M50	RELIANCE	R-7599
F-1 (M50)	111-116	PHASE F	2	CT6000 IR	S20	F3016-S20	1800BOLLARDS	STAINLESS STEEL DOME TOP
F-2 (S30)	117-118	PHASE F	2	R-1010	S30	F3016-S30	RELIANCE	R-7595
F-2 (S20)	119-122	PHASE F	4	CT6000 IR	S20	F3016-S20	1800BOLLARDS	STAINLESS STEEL DOME TOP
F-3 (S30)	123-124	PHASE F	2	R-1010	S30	F3016-S30	RELIANCE	R-7595
F-3 (S20)	125-128	PHASE F	4	CT6000 IR	S20	F3016-S20	1800BOLLARDS	STAINLESS STEEL DOME TOP
F-4 (M50)	129-133	PHASE F	5	R-1009-12	M50	F2656-M50	RELIANCE	R-7599
F-4 (S20)	134-138	PHASE F	5	CT6000 IR	S20	F3016-S20	1800BOLLARDS	STAINLESS STEEL DOME TOP
G-1 (M50)	139-142	PHASE G	4	R-1009-12	M50	F2656-M50	RELIANCE	R-7599
G-1 (S20)	143-150	PHASE G	8	CT6000 IR	S20	F3016-S20	1800BOLLARDS	STAINLESS STEEL DOME TOP
G-2 (S30)	151-152	PHASE G	2	R-1010	S30	F3016-S30	RELIANCE	R-7595
G-2 (S20)	153-156	PHASE G	4	CT6000 IR	S20	F3016-S20	1800BOLLARDS	STAINLESS STEEL DOME TOP
G-3 (S30)	157-158	PHASE G	2	R-1010	S30	F3016-S30	RELIANCE	R-7595
G-3 (S20)	159-162	PHASE G	4	CT6000 IR	S20	F3016-S20	1800BOLLARDS	STAINLESS STEEL DOME TOP
G-4 (M50)	163-168	PHASE G	6	R-1009-12	M50	F2656-M50	RELIANCE	R-7599
G-5 (M50)	169-171	PHASE G	3	R-1009-12	M50	F2656-M50	RELIANCE	R-7599
G-5 (S20)	172-180	PHASE G	9	CT6000 IR	S20	F3016-S20	1800BOLLARDS	STAINLESS STEEL DOME TOP
G-5 (M50)	181-182	PHASE G	2	R-1009-12	M50	F2656-M50	RELIANCE	R-7599
G-6 (M50)	183-190	PHASE G	8	R-1009-12	M50	F2656-M50	RELIANCE	R-7599
I-1 (M50)	239-243	PHASE I	5	R-1009-12	M50	F2656-M50	RELIANCE	R-7599
I-1 (S20)	244-248	PHASE I	5	CT6000 IR	S20	F3016-S20	1800BOLLARDS	STAINLESS STEEL DOME TOP
I-2 (S30)	249-250	PHASE I	2	R-1010	S30	F3016-S30	RELIANCE	R-7595
I-2 (S20)	251-254	PHASE I	4	CT6000 IR	S20	F3016-S20	1800BOLLARDS	STAINLESS STEEL DOME TOP
I-3 (S30)	255-256	PHASE I	2	R-1010	S30	F3016-S30	RELIANCE	R-7595
I-3 (S20)	257-260	PHASE I	4	CT6000 IR	S20	F3016-S20	1800BOLLARDS	STAINLESS STEEL DOME TOP
I-4 (M50)	261-265	PHASE I	5	R-1009-12	M50	F2656-M50	RELIANCE	R-7599
I-5 (M50)	266-267	PHASE I	2	R-1009-12	M50	F2656-M50	RELIANCE	R-7599
I-5 (S20)	268-276	PHASE I	9	CT6000 IR	S20	F3016-S20	1800BOLLARDS	STAINLESS STEEL DOME TOP
I-5 (M50)	277-279	PHASE I	3	R-1009-12	M50	F2656-M50	RELIANCE	R-7599
I-6 (M50)	280-285	PHASE I	6	R-1009-12	M50	F2656-M50	RELIANCE	R-7599
			237					

	Count
M50	79
S20	126
S30	32
Total	237

NOTE:
BOLLARDS CONCRETE MIS @ 4000 PSI.

Reference Table								
Model Num	ASTM STAND	Manufacturer	Cover					
R-1009-1	F2656-M50	Reliance Foundry	Bollard R-7599					
R-1010	F3016-S30	Reliance Foundry	Bollard R-7595					
CT6000 IR	F3016-S20	1-800-Bollards	Stainless steel dome top (included)					

BASKERVILLE-DONOVAN, INC.
ENGINEERING THE SOUTH SINCE 1927
449 W. MAIN ST., PENSACOLA, FL 32502 (850)438-9661
ENGINEERING BUSINESS: EB-0000340
Pensacola - Panama City Beach - Tallahassee - Mobile

JASON J. FRICK P.E.
FL Reg. Engineer #86469

S. PALAFOX PLACE
PEDESTRIAN
IMPROVEMENTS

NO.	DATE	APPR.	REVISION/ACTION TAKEN

NOT RELEASED FOR CONSTRUCTION BY ___ DATE __/__/____

PROJECT NO: 24324.01
DESIGNED BY: JJF
DRAWN BY: RGG
CHK'D BY: MDL
PROJ. MGR: JJF
DATE: JULY 2025

BOLLARDS
SCHEDULE

C-215

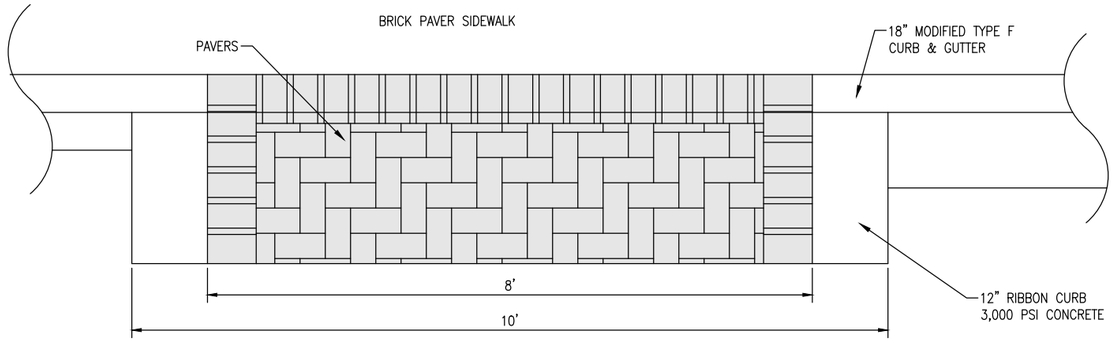

PLAN VIEW

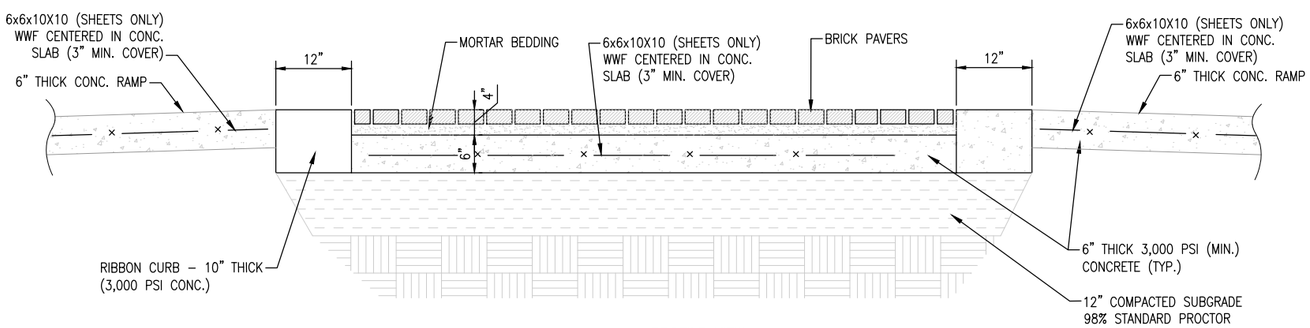

PROFILE VIEW

MID BLOCK ELEVATED BRICK CROSSWALK

NOT TO SCALE

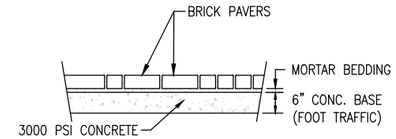

SIDEWALK BRICK PAVERS

NOT TO SCALE

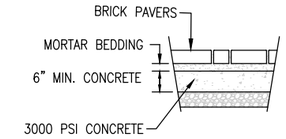

ROADWAY BRICK SIDEWALK

NOT TO SCALE

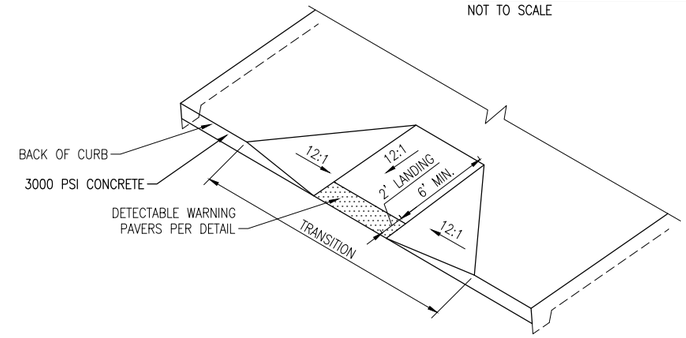

HC RAMP DETAIL W/TRANSITION

NOT TO SCALE

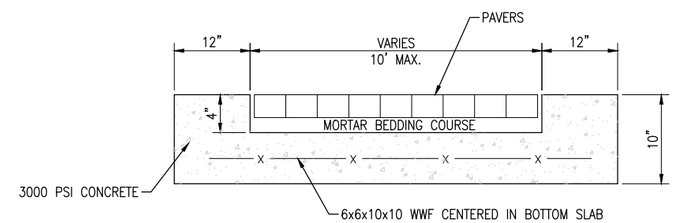

CROSS WALK BRICK TRAY DETAIL

NOT TO SCALE

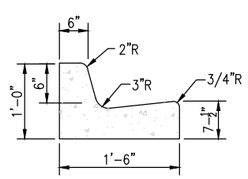

NOTE:

1. ALL CURB TO HAVE DUMMY JOINT AT 10' ON CENTER.
   MIN. DEPTH OF JOINT TO BE 2".
2. EXPANSION JOINTS ARE TO BE 60' ON CENTER. TYPICAL
   FOR ALL CURB.

MODIFIED TYPE "F" CURB & GUTTER

NOT TO SCALE

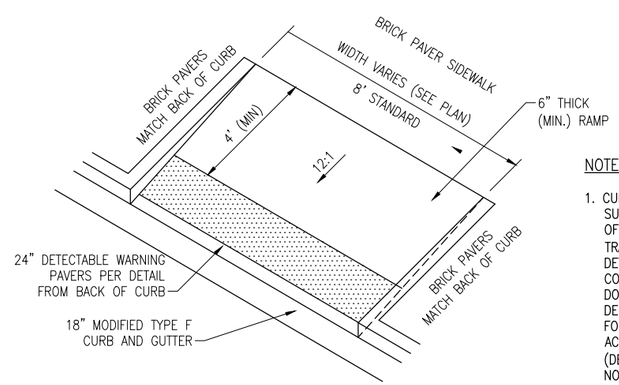

HC RAMP DETAIL NO TRANSITION

NOT TO SCALE

NOTES:

1. CURB RAMP DETECTABLE WARNING SURFACES SHALL EXTEND THE FULL WIDTH OF THE RAMP AND IN THE DIRECTION OF TRAVEL 24" FROM THE BACK OF CURB. DETECTABLE WARNING SURFACES SHALL BE CONSTRUCTED BY TEXTURING A TRUNCATED DOME PATTERN IN CONFORMANCE WITH U.S. DEPARTMENT OF JUSTICE A.D.A. STANDARDS FOR ACCESSIBLE DESIGN, A.D.A. ACCESSIBILITY GUIDELINES, SECTION 4.29.2, (DETAIL SHOWN). TRANSITION SLOPES ARE NOT TO HAVE DETECTABLE WARNINGS.
2. BRICK TYPES AND PATTERNS SHALL BE IN ACCORDANCE WITH LANDSCAPE ARCHITECT PLANS.

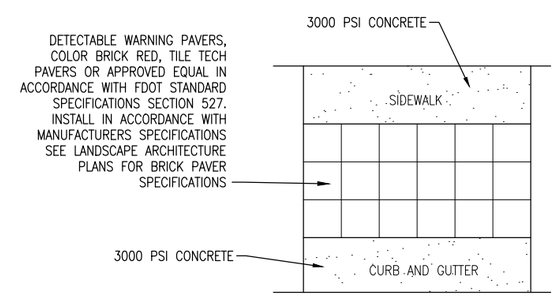

DETECTABLE WARNING PAVER DETAIL

NOT TO SCALE

DETECTABLE WARNING PAVER DETAIL

NOT TO SCALE

BASKERVILLE-DONOVAN, INC.
ENGINEERING THE SOUTH SINCE 1927
449 W. MAIN ST., PENSACOLA, FL 32502 (850)438-9661
ENGINEERING BUSINESS: EB-0000340
Pensacola - Panama City Beach - Tallahassee - Mobile

JASON J. FRICK P.E.
FL Reg. Engineer #86469

S. PALAFOX PLACE
PEDESTRIAN
IMPROVEMENTS

NO.	DATE	APPR.	REVISION/ACTION TAKEN

NOT RELEASED FOR CONSTRUCTION BY ___ DATE __/__/____

PROJECT NO: 24324.01
DESIGNED BY: JJF
DRAWN BY: RGG
CHK'D BY: MDL
PROJ. MGR: JJF
DATE: JULY 2025

DETAILS

C-900

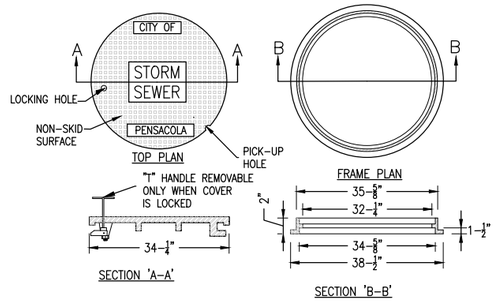

NOTE:
NEENAH FOUNDRY CO. FRAME & COVER NO.R-5900-H WITH LOCKING DEVICE TYPE J-"T" HANDLE BAR LOCK OR APPROVED EQUAL.

COVER PATTERN TO INCLUDE WORDS "STORM SEWER"

34" MANHOLE FRAME & COVER
NOT TO SCALE

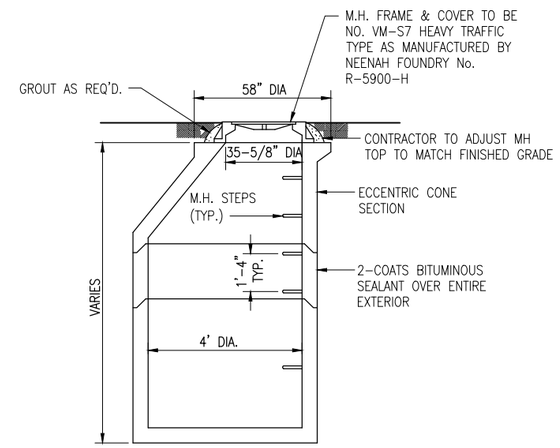

JUNCTION BOX
NOT TO SCALE

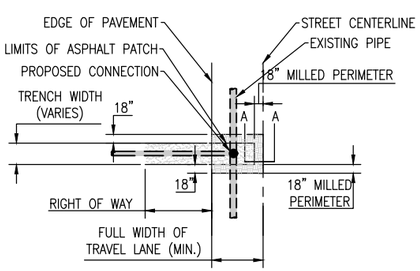

PLAN VIEW

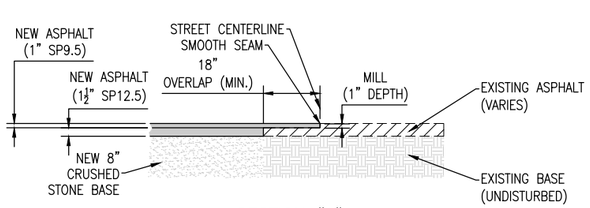

SECTION "A"

STREET CUT & PATCH
NOT TO SCALE

PATCH NOTES:

1. ASPHALTIC CONCRETE PAVEMENT JOINTS SHALL BE MECHANICALLY SAWED.
2. SURFACE TREATMENT PAVED JOINTS SHALL BE LAPPED AND FEATHERED.
3. SURFACE REPLACEMENT COURSE TO BE 1-1/2" TYPE SP-12.5 OVERLAIN WITH 1" TYPE SP-9.5 ASPHALTIC CONCRETE.
4. SUB BASE MATERIAL TO BE PLACED AND COMPACTED IN 8" LIFTS TO A MINIMUM OF 100% STANDARD PROCTOR.
5. MINIMUM SURFACE REPLACEMENT COURSE OF LONGITUDINAL CUTS TO BE ONE HALF OF EXISTING ROAD OR 12' MINIMUM. SHOULD PAVEMENT REMOVAL EXTEND PAST STREET CENTERLINE, THE SURFACE REPLACEMENT COURSE SHALL EXTEND THE FULL WIDTH OF THE ROADWAY.
6. LONGITUDINAL CUT REPLACEMENT BASE SHALL BE FULL DEPTH ASPHALTIC CONCRETE OR 8" CRUSHED STONE.
7. ANY VARIANCE MUST BE APPROVED ON INDIVIDUAL BASIS BY THE CITY ENGINEER.
8. PERMIT FROM ENGINEERING AND INSPECTION BY PUBLIC WORKS IS REQUIRED. SEE INSPECTION INSTRUCTIONS ATTACHED.

CONTACT PUBLIC WORKS AND ALL EMERGENCY SERVICES (POLICE, FIRE & EMERGENCY MEDICAL SERVICES) BEFORE COMPLETELY CLOSING A ROAD. NOTIFY THE ABOVE AGAIN ONCE THE ROAD HAS BEEN RE-OPENED.

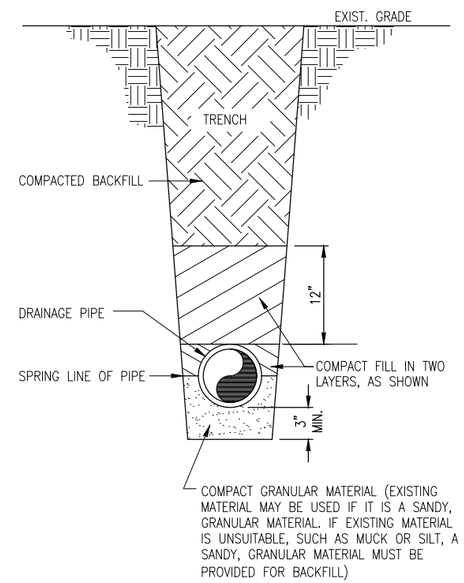

TYPICAL PIPE BEDDING FOR STORM DRAINS
NOT TO SCALE

BASKERVILLE-DONOVAN, INC.
ENGINEERING THE SOUTH SINCE 1927
449 W. MAIN ST., PENSACOLA, FL 32502 (850)438-9661
ENGINEERING BUSINESS: EB-0000340
Pensacola - Panama City Beach - Tallahassee - Mobile

JASON J. FRICK P.E.
FL Reg. Engineer #86469

S. PALAFOX PLACE
PEDESTRIAN
IMPROVEMENTS

NO.	DATE	APPR.	REVISION/ACTION TAKEN

NOT RELEASED FOR CONSTRUCTION BY ___ DATE __/__/__

PROJECT NO: 24324.01
DESIGNED BY: JJF
DRAWN BY: RGG
CHK'D BY: MDL
PROJ. MGR: JJF
DATE: JULY 2025

DETAILS

C-901

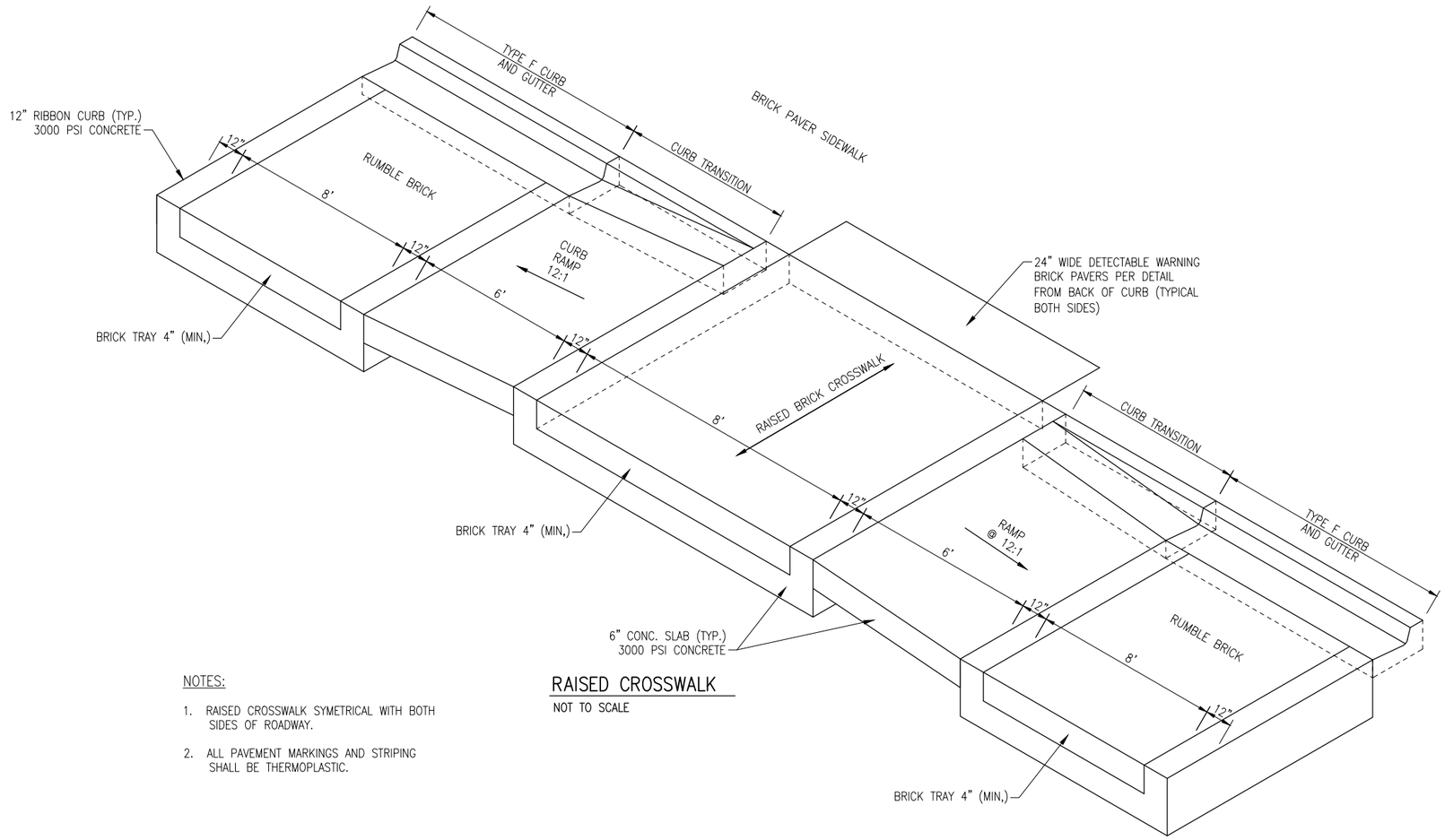

RAISED CROSSWALK

NOT TO SCALE

NOTES:

1. RAISED CROSSWALK SYMETRICAL WITH BOTH SIDES OF ROADWAY.
2. ALL PAVEMENT MARKINGS AND STRIPING SHALL BE THERMOPLASTIC.

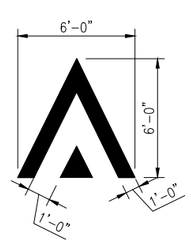

VERTICAL DEFLECTION MARKING

NOT TO SCALE

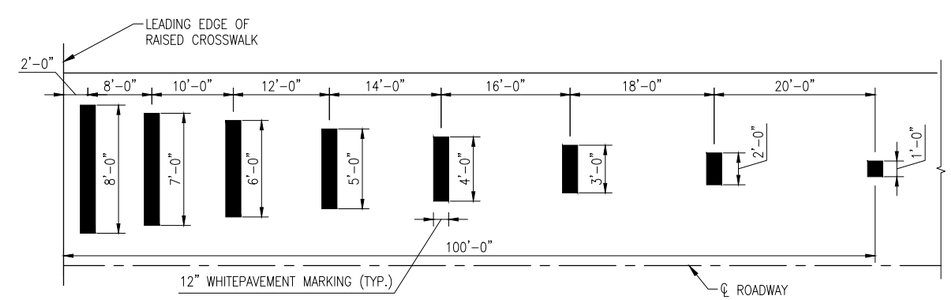

VERTICAL DEFLECTION ADVANCE WARNING MARKING

NOT TO SCALE

BASKERVILLE-DONOVAN, INC.
ENGINEERING THE SOUTH SINCE 1927
449 W. MAIN ST., PENSACOLA, FL 32502 (850)438-9661
ENGINEERING BUSINESS: EB-0000340
Pensacola - Panama City Beach - Tallahassee - Mobile

JASON J. FRICK P.E.
FL Reg. Engineer #86469

DOWNTOWN PENSACOLA ROAD OVERLAY PROJECT

NO.	DATE	APPR.	REVISION/ACTION TAKEN

NOT RELEASED FOR CONSTRUCTION BY DATE / /

PROJECT NO: 125501.01
DESIGNED BY: JJF
DRAWN BY: RGG
CHK'D BY: MDL
PROJ. MGR: MDL
DATE: AUGUST 2023

DETAILS

C-902

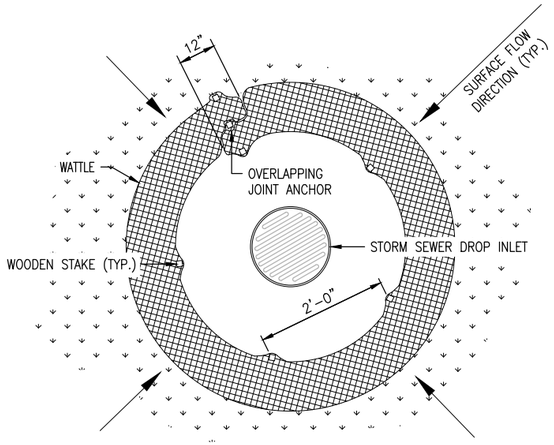

WATTLE DROP INLET PROTECTION DETAIL – PLAN VIEW

NOT TO SCALE

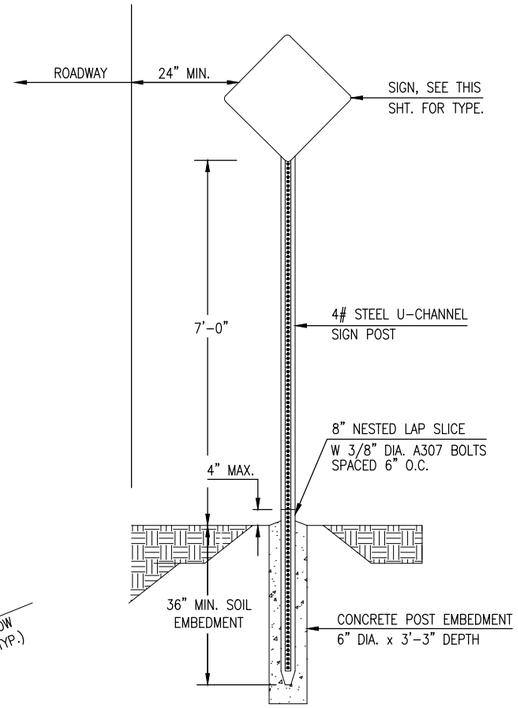

TYPICAL SIGN INSTALLATION DETAIL

NOT TO SCALE

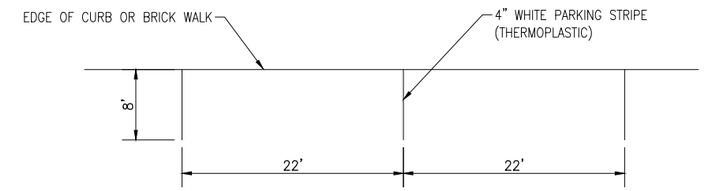

STANDARD PARALLEL PARKING

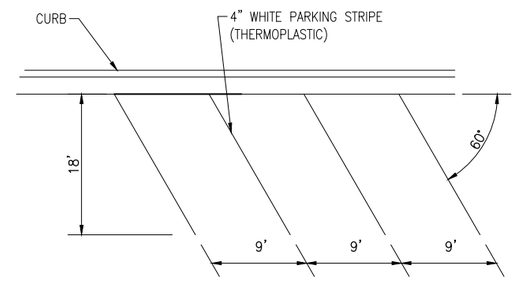

STANDARD ANGLE PARKING

NOTES:

1. EACH SUCH PARKING SPACE SHALL BE CONSPICUOUSLY OUTLINED IN BLUE PAINT, AND SHALL BE POSTED AND MAINTAINED WITH A PERMANENT, ABOVE-GRADE SIGN BEARING THE INTERNATIONAL SYMBOL OF ACCESSIBILITY OR THE CAPTION "PARKING BY DISABLED PERMIT ONLY," OR BEARING BOTH SUCH SYMBOL AND CAPTION. SUCH SIGNS SHALL NOT BE OBSCURED BY A VEHICLE PARKED IN THE SPACE. ALL HANDICAPPED PARKING SPACES MUST BE SIGNED AND MARKED IN ACCORDANCE WITH THE STANDARDS ADOPTED BY THE DEPARTMENT OF TRANSPORTATION.
2. CONTRACTOR SHALL INSURE THAT ALL HANDICAPPED PARKING AREAS SHALL HAVE A MAXIMUM FINISHED SLOPE OF 2.0% IN ANY DIRECTION. ACCESS ISLES SHALL HAVE A MAXIMUM CROSS-SLOPE OF 2.0% AND LESS THAN 5.0% GRADE.

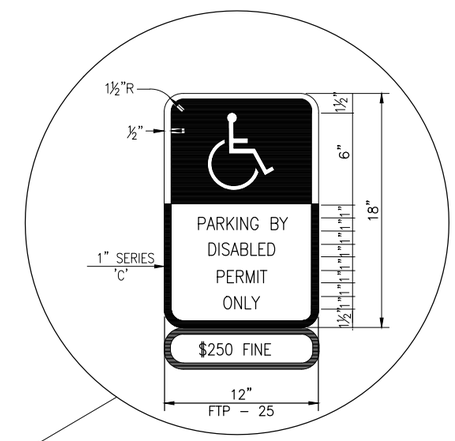

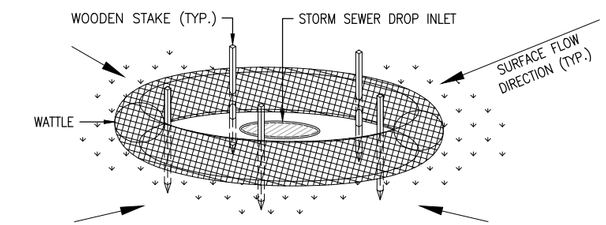

WATTLE DROP INLET PROTECTION DETAIL

NOT TO SCALE



PEDESTRIAN

NOT TO SCALE

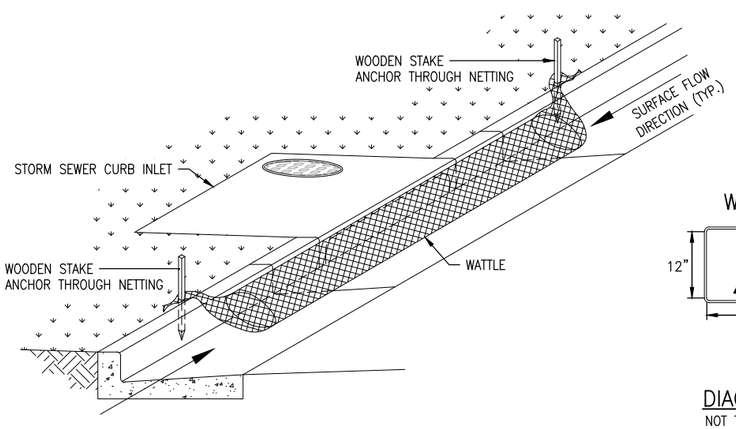

WATTLE CURB INLET PROTECTION DETAIL

NOT TO SCALE

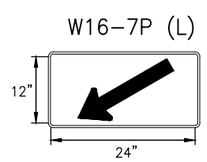

DIAGONAL ARROW

NOT TO SCALE

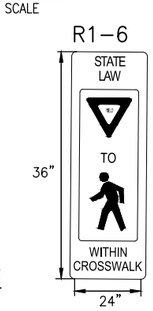

YIELD TO PED.

NOT TO SCALE

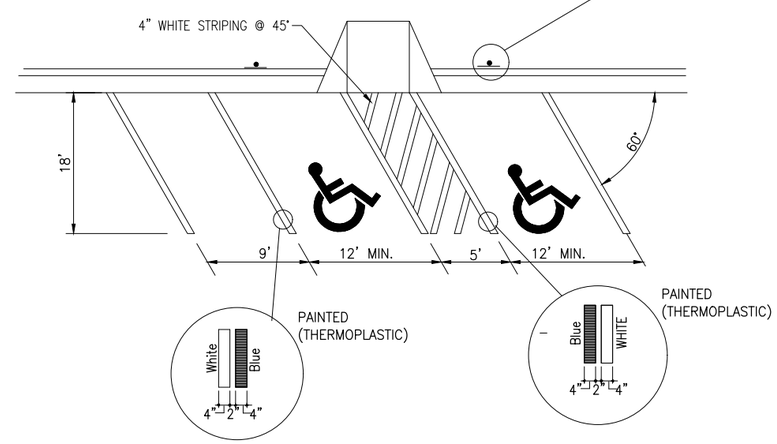

HANDICAPPED SIGNAGE AND STRIPING DETAIL

NOT TO SCALE

NOTES:

1. TOP PORTION OF FTP 25 & 26 SHALL HAVE A REFLECTIVE BLUE BACKGROUND WITH WHITE REFLECTIVE SYMBOL AND BORDER.
2. BOTTOM PORTION SHALL HAVE A REFLECTIVE WHITE BACKGROUND WITH BLACK OPAQUE LEGEND AND BORDER.
3. FTP 25 & 26 MAY BE FABRICATED ON ONE PANEL OR TWO.
4. FTP 25 MAY BE SUBSTITUTED FOR THE FTP 26 IN AREAS WHERE SPACE IS LIMITED.
5. SIGNS ARE TO BE MOUNTED AT STANDARD HEIGHT. (5' FROM PAVEMENT TO BOTTOM OF SIGN).

BASKERVILLE-DONOVAN, INC.
ENGINEERING THE SOUTH SINCE 1927
449 W. MAIN ST., PENSACOLA, FL 32502 (850)438-9661
ENGINEERING BUSINESS: EB-0000340
Pensacola - Panama City Beach - Tallahassee - Mobile

JASON J. FRICK P.E.
FL Reg. Engineer #86469

S. PALAFOX PLACE
PEDESTRIAN
IMPROVEMENTS

NO.	DATE	APPR.	REVISION/ACTION TAKEN

NOT RELEASED FOR CONSTRUCTION BY ___ DATE __/__/__

PROJECT NO: 24324.01
DESIGNED BY: JJF
DRAWN BY: RGG
CHK'D BY: MDL
PROJ. MGR: JJF
DATE: JULY 2025

DETAILS

C-903

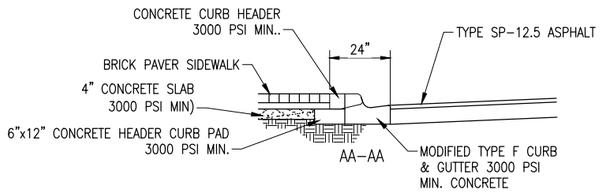

AA–AA

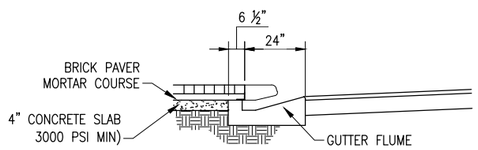

BB–BB

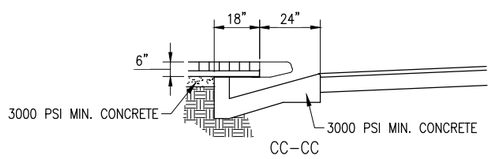

CC–CC

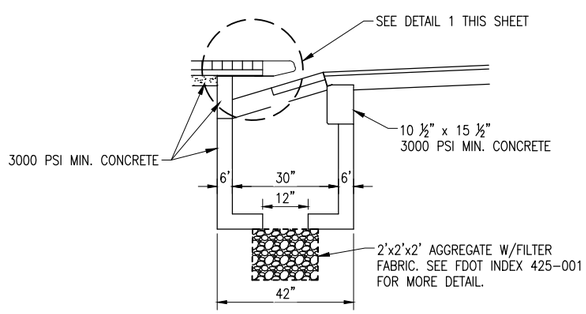

DD–DD

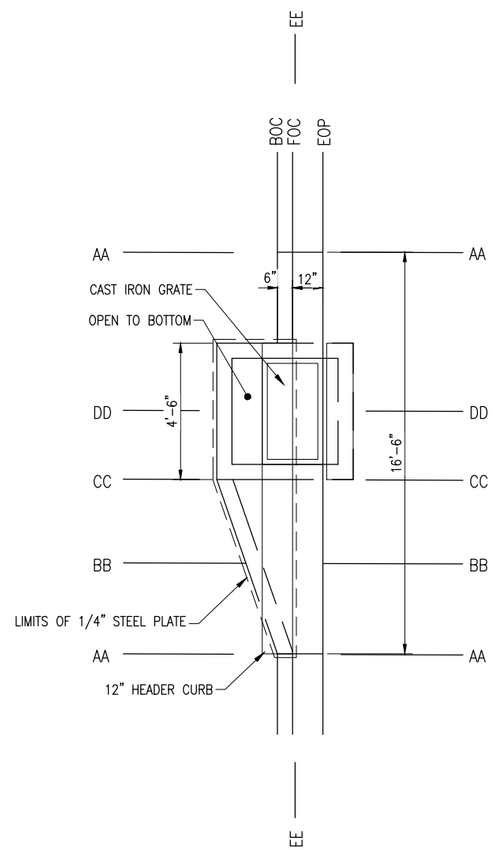

MODIFIED FDOT TYPE 5 & 6 INLETS
(TYPE 6 SYMMETRICAL W/CENTER LINE)

NOT TO SCALE

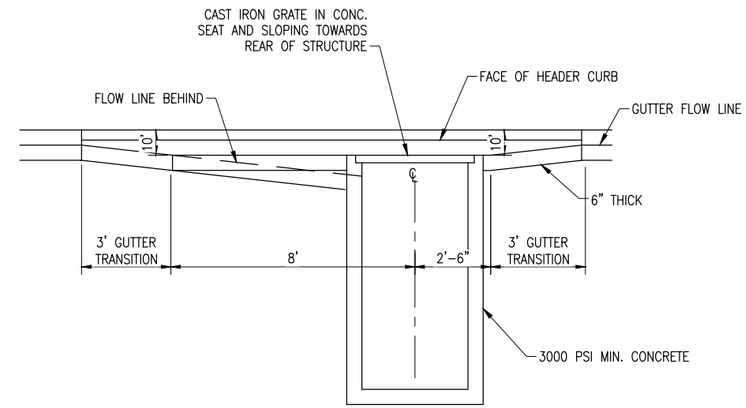

EE–EE

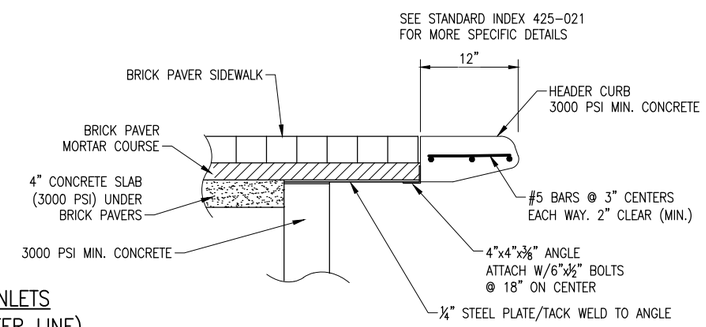

DETAIL 1

NOT TO SCALE

NOTE:

THIS DETAIL IS FOR MODIFICATIONS TO STANDARD INDEX 425-021 FOR TYPES 5 & 6 INLET TOPS. REFER TO INDEX 425-021 FOR MORE SPECIFIC DETAILS.

BASKERVILLE-DONOVAN, INC.
ENGINEERING THE SOUTH SINCE 1927
449 W. MAIN ST., PENSACOLA, FL 32502 (850)438-9661
ENGINEERING BUSINESS: EB-0000340
Pensacola - Panama City Beach - Tallahassee - Mobile

JASON J. FRICK P.E.
FL Reg. Engineer #86469

S. PALAFOX PLACE
PEDESTRIAN
IMPROVEMENTS

NO.	DATE	APPR.	REVISION/ACTION TAKEN

NOT RELEASED FOR CONSTRUCTION BY ___ DATE __/__/__

PROJECT NO: 24324.01
DESIGNED BY: JJF
DRAWN BY: RGG
CHK'D BY: MDL
PROJ. MGR: JJF
DATE: JULY 2025

DETAILS

C-904

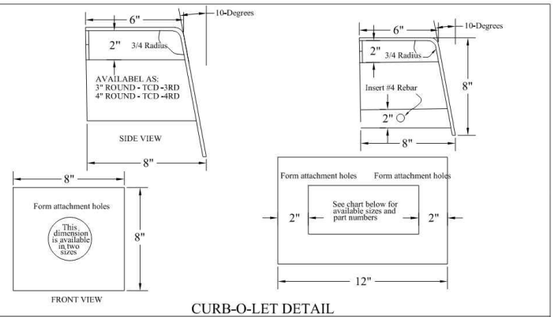

CURB-O-LET DETAIL

PRODUCT SPECIFICATION - CURB-O-LET

PRODUCT LIST

ROUND EQUIV.	SIZE	MODEL	(ROOF DRAIN) LABEL MODEL NUMBER	(OVERFLOW DRAIN) LABEL MODEL NUMBER	REMARKS
3"	3" ROUND	TCD-3RD	TCD-3RD-RFD	TCD-3RD-OFD	6"-8" CURB FACE
4"	4" ROUND	TCD-4RD	TCD-4RD-RFD	TCD-4RD-OFD	6"-8" CURB FACE
4"	3"x5"	TCD-35	TCD-35-RFD	TCD-35-OFD	6"-8" CURB FACE
5"	3"x8"	TCD-38	TCD-38-RFD	TCD-38-OFD	6"-8" CURB FACE
6"	3"x12"	TCD-312	TCD-312-RFD	TCD-312-OFD	6"-8" CURB FACE
8"	4"x14"	TCD-414	TCD-414-RFD	TCD-414-OFD	NOTE: 8" CURB FACE ONLY
8"	3"x17"	TCD-317	TCD-317-RFD	TCD-317-OFD	6"-8" CURB FACE
10"	3"x27"	TCD-327	TCD-327-RFD	TCD-327-OFD	6"-8" CURB FACE
10"	4"x22"	TCD-422	TCD-422-RFD	TCD-422-OFD	NOTE: 8" CURB FACE ONLY

ALL CURB-O-LET PRODUCTS ARE MANUFACTURED TO CLOSE TOLERANCES. VERY SLIGHT VARIATIONS IN SIZE ARE POSSIBLE. CURB-O-LET FITS STANDARD 6" AND 8" CURB FACE. EPOXY COATING FINISHES AVAILABLE ON REQUEST.

REV	ZONE	DATE	REVISION DESCRIPTION	BY	CK'D

RECTANGULAR STEEL PIPE AND FITTINGS.
CURB-O-LET

Curb-O-Let™
Thru The Curb Drain
9421 Monterey Ave. Bellflower, CA. 90706 • Office (714)903-2468

SCALE:	DRAWN BY	DATE	CHECKED BY	APPROVED BY
NONE	JB	09/15/16	JB	JB

APPROVED BY THE CITY OF LOS ANGELES
BUREAU OF ENGINEERING/PUBLIC WORKS

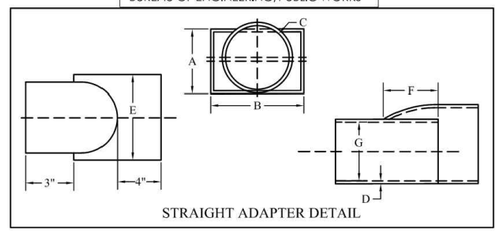

STRAIGHT ADAPTER DETAIL

NOTE: BRACES HAVE 4-INCH LONG TACK WELD INSIDE RECTANGULAR END FOR ADDITIONAL STRENGTH

PRODUCT SPECIFICATION - STRAIGHT ADAPTER

PRODUCT LIST				PRODUCT DIMENSIONS							
ROUND EQUIV.	DIMENSIONS	MODEL	ROUND AREA (SQ. IN.)	A	B	C	D	E	F	G	NUMBER OF BRACES
4"	3"x5"x9"	CP-SPA05	12.730	3.269"	5.269"	4.5"	10 GA.	5"	2"	3"	
5"	3"x8"x11"	CP-SPA08	20.005	3.269"	8.269"	5.563"	10 GA.	8"	4"	3"	
6"	3"x12"x13"	CP-SPA12	28.890	3.269"	12.269"	6.625"	10 GA.	12'	6"	3"	
8"	4"x14"x15"	CP-SPA14	50.027	4.269"	14.269"	8.625"	10 GA.	14"	8"	4"	
8"	3"x17"x15"	CP-SPA17	50.027	3.269"	17.269"	8.625"	10 GA.	17"	8"	3"	1
10"	3"x27"x17"	CP-SPA27	78.854	3.269"	27.269"	10.75"	10 GA.	27"	10"	3"	2
10"	4"x22"x17"	CP-SPA22	78.854	4.269"	22.269	10.75"	10 GA.	22"	10"	4"	1
12"	4"x28"x18"	CP-SPA28	111.931	4.269"	28.269	12.75"	10 GA.	28"	11"	4"	2

MATERIAL: 10 GAUGE GALVANIZED A653 G90, MEETS ASTM A-653. TENSILE STRENGTH 50,000. YIELD 36,000. ALL WELDS WILL BE SPRAYED, ROLLED OR BRUSHED WITH GALVANIZED #95 COATING. RECTANGULAR CONNECTION: MASTIC (MUST MEET OR EXCEED ASTM D-4586), CAULKING, EPOXY OR OTHER CITY OF LOS ANGELES APPROVED METHOD. ROUND CONNECTION: CAST IRON/ PLASTIC PIPE CONNECTION USE CAST IRON OR PLASTIC TO STEEL COUPLINGS. CONTACT BUREAU OF CONTRACT ADMINISTRATION MATERIAL CONTROL SECTION AT (213) 485-5080 FOR FABRICATION INSPECTION

Curb-O-Let™
Thru The Curb Drain
9421 Monterey Ave. Bellflower, CA. 90706 • Office (714)903-2468

APPROVED BY THE CITY OF LOS ANGELES
BUREAU OF ENGINEERING/PUBLIC WORKS

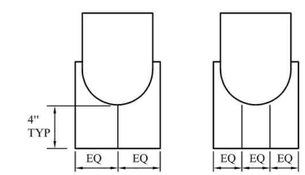

STRAIGHT ADAPTER BRACE DETAIL

NOTE: BRACES HAVE 4-INCH LONG TACK WELD INSIDE RECTANGULAR END FOR ADDITIONAL STRENGTH

PRODUCT SPECIFICATION - STRAIGHT ADAPTER

PRODUCT LIST				PRODUCT DIMENSIONS							
ROUND EQUIV.	DIMENSIONS	MODEL	ROUND AREA (SQ. IN.)	A	B	C	D	E	F	G	NUMBER OF BRACES
8"	4"x14"x15"	CP-SPA14	50.027	4.269"	14.269"	8.625"	10 GA.	14"	8"	4"	
8"	3"x17"x15"	CP-SPA17	50.027	3.269"	17.269"	8.625"	10 GA.	17"	8"	3"	1
10"	3"x27"x17"	CP-SPA27	78.854	3.269"	27.269"	10.75"	10 GA.	27"	10"	3"	2
10"	4"x22"x17"	CP-SPA22	78.854	4.269"	22.269	10.75"	10 GA.	22"	10"	4"	1
12"	4"x28"x18"	CP-SPA28	111.931	4.269"	28.269	12.75"	10 GA.	28"	11"	4"	2

MATERIAL: 10 GAUGE GALVANIZED A653 G90, MEETS ASTM A-653. TENSILE STRENGTH 50,000. YIELD 36,000. ALL WELDS WILL BE SPRAYED, ROLLED OR BRUSHED WITH GALVANIZED #95 COATING. RECTANGULAR CONNECTION: MASTIC (MUST MEET OR EXCEED ASTM D-4586), CAULKING, EPOXY OR OTHER CITY OF LOS ANGELES APPROVED METHOD. ROUND CONNECTION: CAST IRON/ PLASTIC PIPE CONNECTION USE CAST IRON OR PLASTIC TO STEEL COUPLINGS. CONTACT BUREAU OF CONTRACT ADMINISTRATION MATERIAL CONTROL SECTION AT (213) 485-5080 FOR FABRICATION INSPECTION

Curb-O-Let™
Thru The Curb Drain
9421 Monterey Ave. Bellflower, CA. 90706 • Office (714)903-2468

BASKERVILLE-DONOVAN, INC.
ENGINEERING THE SOUTH SINCE 1927
449 W. MAIN ST., PENSACOLA, FL 32502 (850)438-9661
ENGINEERING BUSINESS: EB-0000340
Pensacola - Panama City Beach - Tallahassee - Mobile

S. PALAFOX PLACE
PEDESTRIAN
IMPROVEMENTS

NO.	DATE	APPR.	REVISION/ACTION TAKEN

NOT RELEASED FOR CONSTRUCTION BY ___ DATE __/__/__

PROJECT NO: 24324.01
DESIGNED BY:
DRAWN BY: RGG
CHK'D BY: MDL
PROJ. MGR: JJF
DATE: JULY 2025

DETAILS

C-905

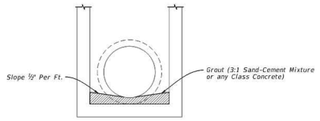

NOTE: For all structures unless excluded by special detail.

DRAINAGE STRUCTURE INVERT

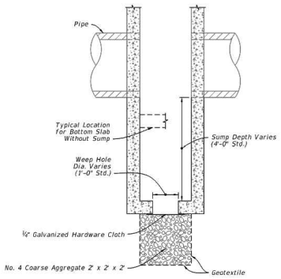

NOTES:

1. Construct sumps in inlets and manholes connecting to French Drains unless excluded in the Plans.
2. Construct sumps only where called for in the Plans at all other locations.
3. Construct weep holes in sump bottom only where called for in the Plans.
4. Install Type D-3 geotextile in accordance with Specification 514.

SUMP BOTTOM

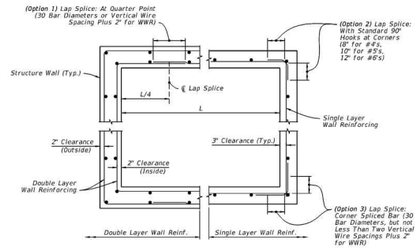

WALL REINFORCING SPLICE DETAILS

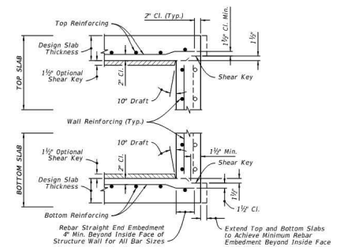

NOTES:

1. See Sheet 6 for optional construction joints.
2. Bend bars as required to maintain cover.

TYPICAL SLAB TO WALL DETAILS
(PRECAST STRUCTURE SHOWN)

DRAINAGE STRUCTURE INVERT, SUMP BOTTOM, WALL REINFORCING SPLICE DETAILS, AND TYPICAL SLAB TO WALL DETAILS

LAST REVISION	REVISION	DESCRIPTION:	FDOT	FY 2024-25 STANDARD PLANS	SUPPLEMENTARY DETAILS FOR DRAINAGE STRUCTURES	INDEX	SHEET
11/01/23						425-001	4 of 8

GENERAL NOTES:

1. Work this Index with Index 425-001 and Index 425-010.
2. Conform the finished grade and slope of the inlet tops with the finished cross slope and grade of the proposed sidewalk and/or border.
3. For inlets constructed on a curve, refer to the plans to determine the radius. Bend steel when necessary.
4. Use Grade 60 reinforcing bars with 1½" minimum cover unless otherwise shown, see Sheet 6 for equivalent area Welded Wire Reinforcement details.
5. Inlet tops may be either cast-in-place or precast concrete. Conform precast units to the dimensions shown or in accordance with approved shop drawings.
6. Corner fillets are required at inlet opening for precast units or C-I-P units used in conjunction with circular inlet bottoms or skewed rectangular inlet boxes. Finish top of fillets flush with drain throat bottom and match slope.
7. For Type E curb and gutter, transition the shape of the curb over the gutter transition length to match the face of the inlet (Type F1).
8. Meet the requirements of ASTM A36/A36M with steel used for frames and grates.
9. Use either cast iron grates or steel grates.

TABLE OF CONTENTS:

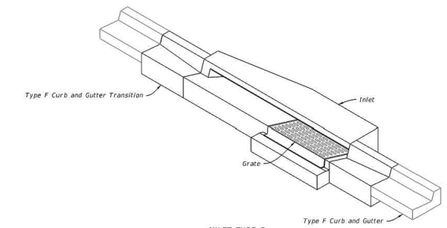

INLET TYPE 5
(Type F Curb and Gutter Shown)

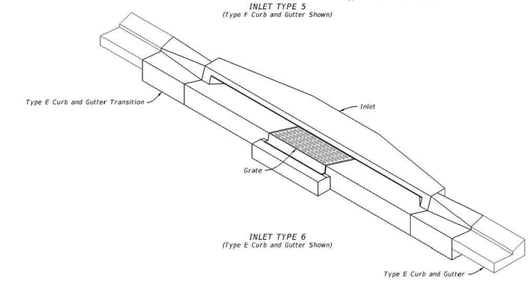

INLET TYPE 6
(Type E Curb and Gutter Shown)

CURB INLETS TOPS

LAST REVISION	REVISION	DESCRIPTION:	FDOT	FY 2024-25 STANDARD PLANS	CURB INLET TOP TYPES 5 AND 6	INDEX	SHEET
11/01/20						425-021	1 of 7

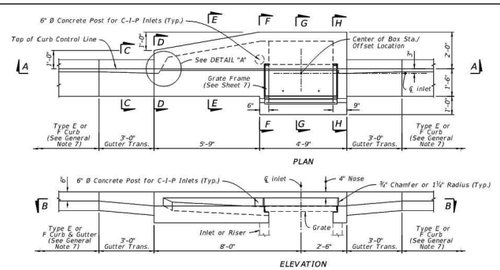

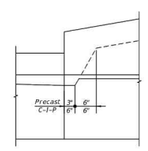

DETAIL "A"

TYPE 5 DIMENSIONAL DETAILS

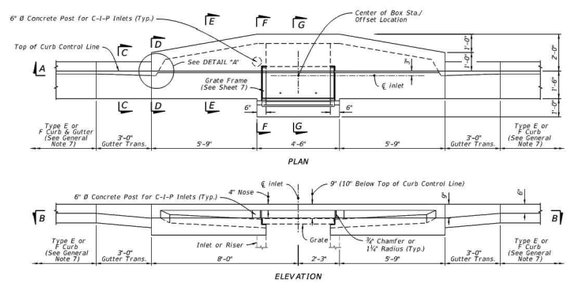

TYPE 6 DIMENSIONAL DETAILS

TYPE 5 AND 6 DIMENSIONAL DETAILS

LAST REVISION	REVISION	DESCRIPTION:	FDOT	FY 2024-25 STANDARD PLANS	CURB INLET TOP TYPES 5 AND 6	INDEX	SHEET
11/01/20						425-021	2 of 7

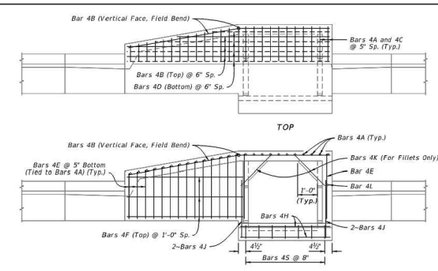

TYPE 5 REINFORCING DETAILS

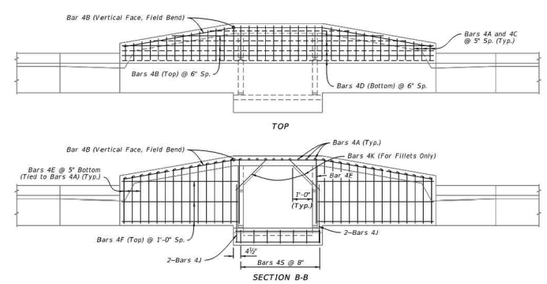

TYPE 6 REINFORCING DETAILS

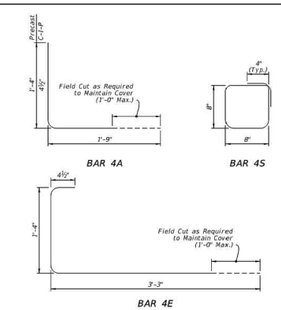

BILL OF REINFORCING STEEL

MARK	SIZE	TYPE 5 INLET NO.	TYPE 5 INLET LENGTH	TYPE 6 INLET NO.	TYPE 6 INLET LENGTH
A (Precast)	4	25	7'-1"	38	7'-1"
A (C-I-P)	4	25	2'-1½"	38	2'-1½"
B	4	6	10'-3"	6	15'-9"
C	4	25	11" to 1'-11"	38	11" to 1'-11"
D	4	4	10'-3"	4	15'-9"
E	4	16	4'-11½"	30	4'-11½"
F	4	3	6'-0"	6	6'-0"
H	4	4	4'-6"	4	4'-6"
J	4	4	3'-0"	4	3'-0"
K (Fillet)	4	2	2'-3"	2	2'-3"
L (Precast)	4	1	1'-4"	0	---
L (C-I-P)	4	10	1'-4"	9	1'-4"
S	4	7	3'-2"	7	3'-2"

NOTES:

1. All bar dimensions in the bending diagrams are out to out.
2. Bars 4A and 4E may be combined into a single bar.
3. Welded Wire Reinforcement consists of smooth or deformed wire meeting the requirements of Specification 931.

TYPE 5 AND 6 REINFORCING AND BAR BENDING DETAILS

LAST REVISION	REVISION	DESCRIPTION:	FDOT	FY 2024-25 STANDARD PLANS	CURB INLET TOP TYPES 5 AND 6	INDEX	SHEET
11/01/20						425-021	3 of 7

BASKERVILLE-DONOVAN, INC.
ENGINEERING THE SOUTH SINCE 1927
449 W. MAIN ST., PENSACOLA, FL 32502 (850)438-9661
ENGINEERING BUSINESS: EB-0000340
Pensacola - Panama City Beach - Tallahassee - Mobile

S. PALAFOX PLACE
PEDESTRIAN
IMPROVEMENTS

NO.	DATE	APPR.	REVISION/ACTION TAKEN

NOT RELEASED FOR CONSTRUCTION BY ___ DATE __/__/__

PROJECT NO: 24324.01
DESIGNED BY:
DRAWN BY: RGG
CHK'D BY: MDL
PROJ. MGR: JJF
DATE: JULY 2025

FDOT DETAILS

C-906

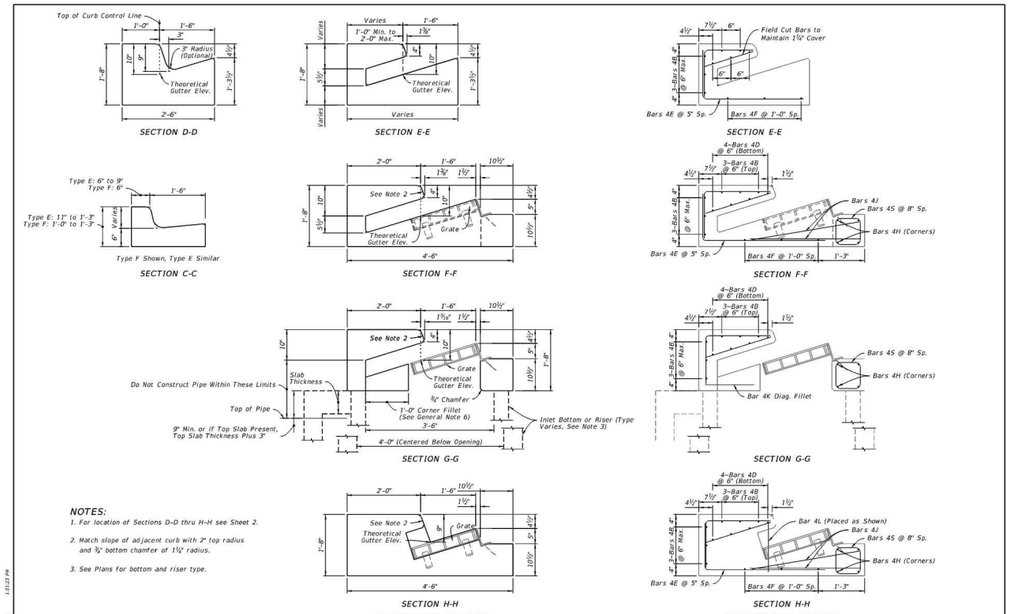

PRECAST DIMENSIONAL AND REINFORCING DETAILS

LAST REVISION	DESCRIPTION:			INDEX	SHEET
11/01/20		FY 2024-25 STANDARD PLANS	CURB INLET TOP TYPES 5 AND 6	425-021	4 of 7

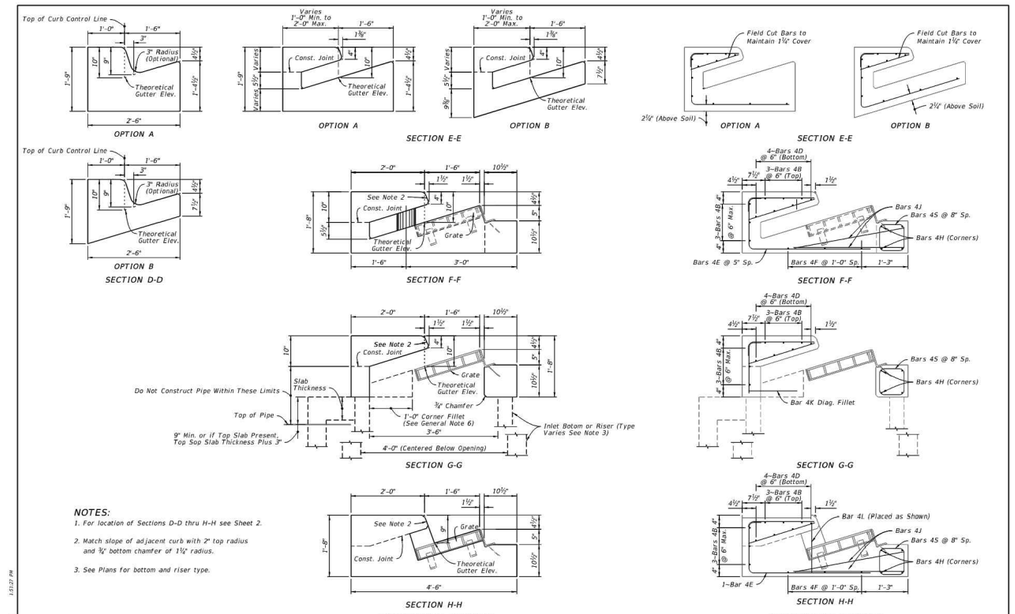

CAST-IN-PLACE DIMENSIONAL AND REINFORCING DETAILS

LAST REVISION	DESCRIPTION:			INDEX	SHEET
11/01/20		FY 2024-25 STANDARD PLANS	CURB INLET TOP TYPES 5 AND 6	425-021	5 of 7

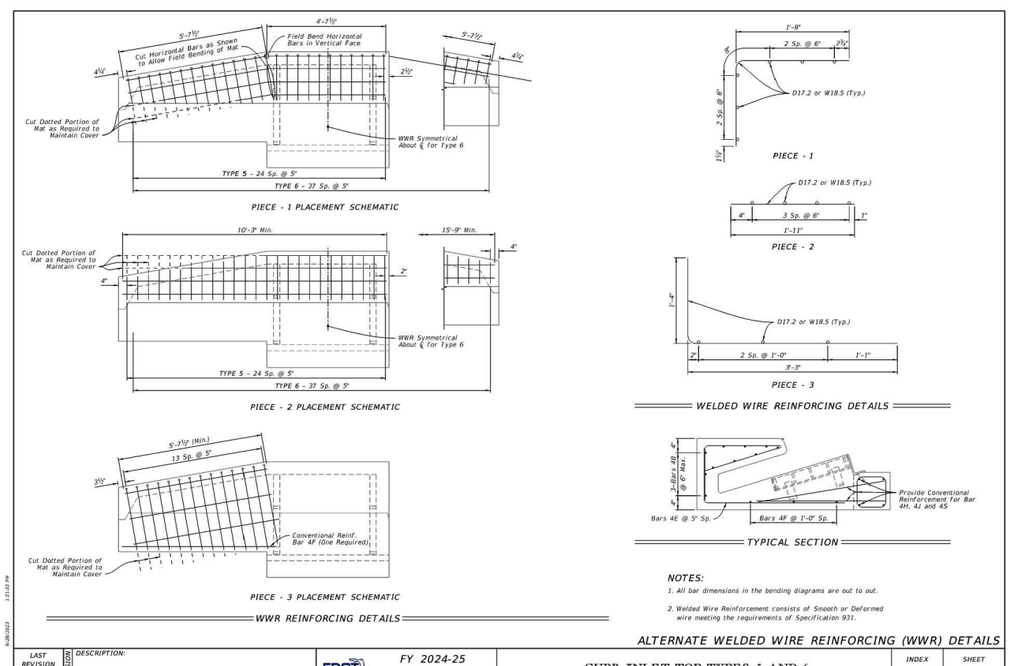

ALTERNATE WELDED WIRE REINFORCING (WWR) DETAILS

LAST REVISION	DESCRIPTION:			INDEX	SHEET
11/01/20		FY 2024-25 STANDARD PLANS	CURB INLET TOP TYPES 5 AND 6	425-021	6 of 7

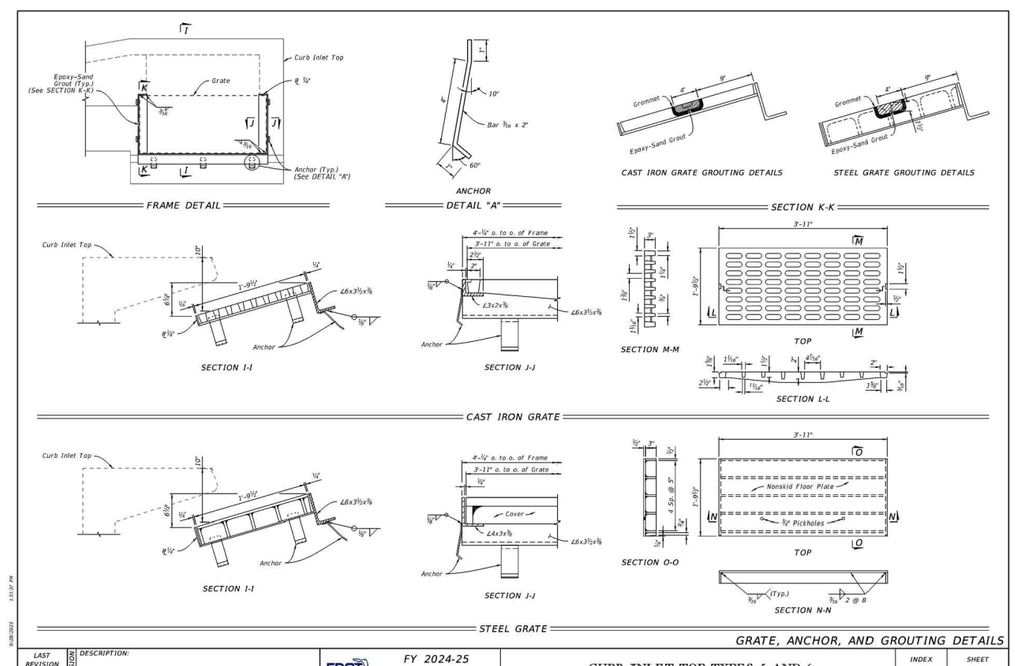

LAST REVISION	DESCRIPTION:			INDEX	SHEET
11/01/20		FY 2024-25 STANDARD PLANS	CURB INLET TOP TYPES 5 AND 6	425-021	7 of 7

BASKERVILLE-DONOVAN, INC.
ENGINEERING THE SOUTH SINCE 1927
449 W. MAIN ST., PENSACOLA, FL 32502 (850)438-9661
ENGINEERING BUSINESS: EB-0000340
Pensacola - Panama City Beach - Tallahassee - Mobile

S. PALAFOX PLACE
PEDESTRIAN
IMPROVEMENTS

NO.	DATE	APPR.	REVISION/ACTION TAKEN

NOT RELEASED FOR CONSTRUCTION BY ____ DATE ___/___/___

PROJECT NO: 24324.01
DESIGNED BY:
DRAWN BY: RGG
CHK'D BY: MDL
PROJ. MGR: JJF
DATE: JULY 2025

FDOT DETAILS

C-907

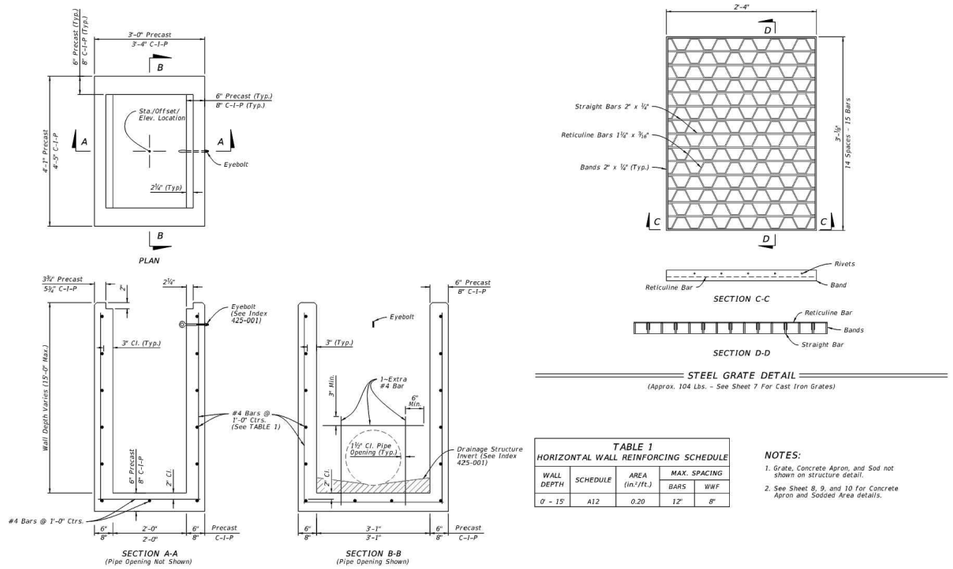

STEEL GRATE DETAIL
(Approx. 104 Lbs. - See Sheet 7 For Cast Iron Grates)

TABLE 1
HORIZONTAL WALL REINFORCING SCHEDULE

WALL DEPTH	SCHEDULE	AREA (in²/ft.)	MAX. SPACING	
			BARS	WWF
0' - 15'	A12	0.20	12"	8"

NOTES:
1. Grate, Concrete Apron, and Sod not shown on structure detail.
2. See Sheet 8, 9, and 10 for Concrete Apron and Sodded Area details.

DIMENSIONAL AND REINFORCING DETAILS

TYPE C - DIMENSIONAL, REINFORCING, AND STEEL GRATE DETAILS

LAST REVISION	REVISION	DESCRIPTION:	FDOT	FY 2024-25 STANDARD PLANS	DITCH BOTTOM INLET TYPES C, D, E, AND H	INDEX	SHEET
11/01/20						425-052	2 of 14

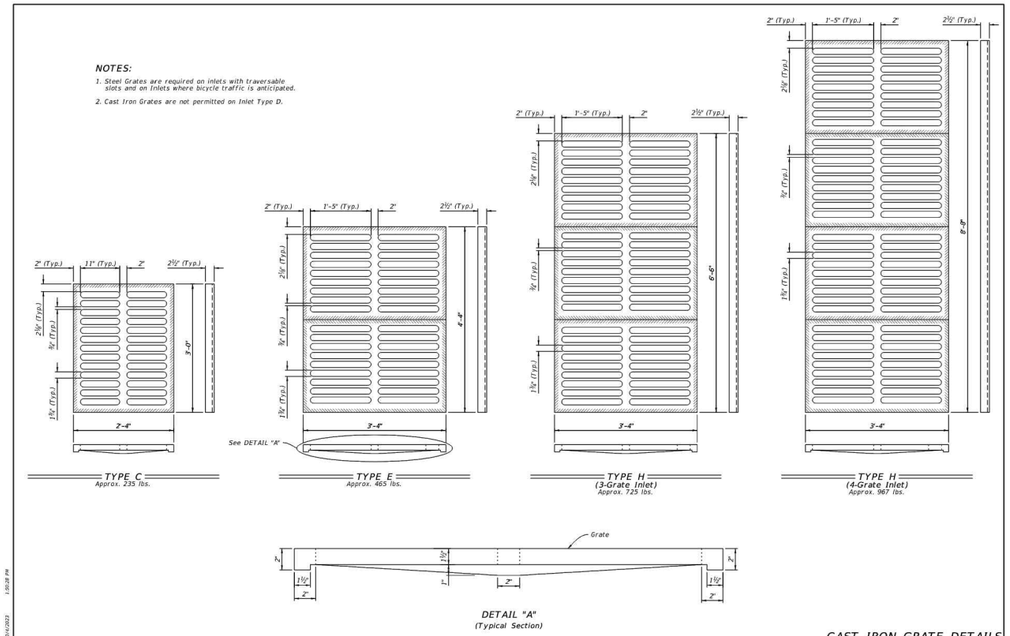

CAST IRON GRATE DETAILS

LAST REVISION	REVISION	DESCRIPTION:	FDOT	FY 2024-25 STANDARD PLANS	DITCH BOTTOM INLET TYPES C, D, E, AND H	INDEX	SHEET
11/01/20						425-052	7 of 14

GENERAL NOTES:
1. For curb, gutter and curb & gutter provide ⅛" - ½" contraction joints at 10' centers (max.). Contraction joints adjacent to concrete pavement on tangents and flat curves are to match the pavement joints, with intermediate joints not to exceed 10' centers.
2. Locate expansion joints for curb, gutter and curb & gutter in accordance with Specification 520.

TABLE OF CONTENTS:

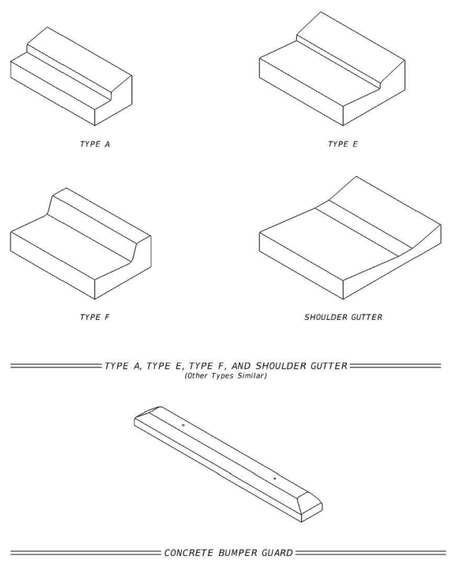

LAST REVISION	REVISION	DESCRIPTION:	FDOT	FY 2024-25 STANDARD PLANS	CURB AND GUTTER	INDEX	SHEET
11/01/21						520-001	1 of 3

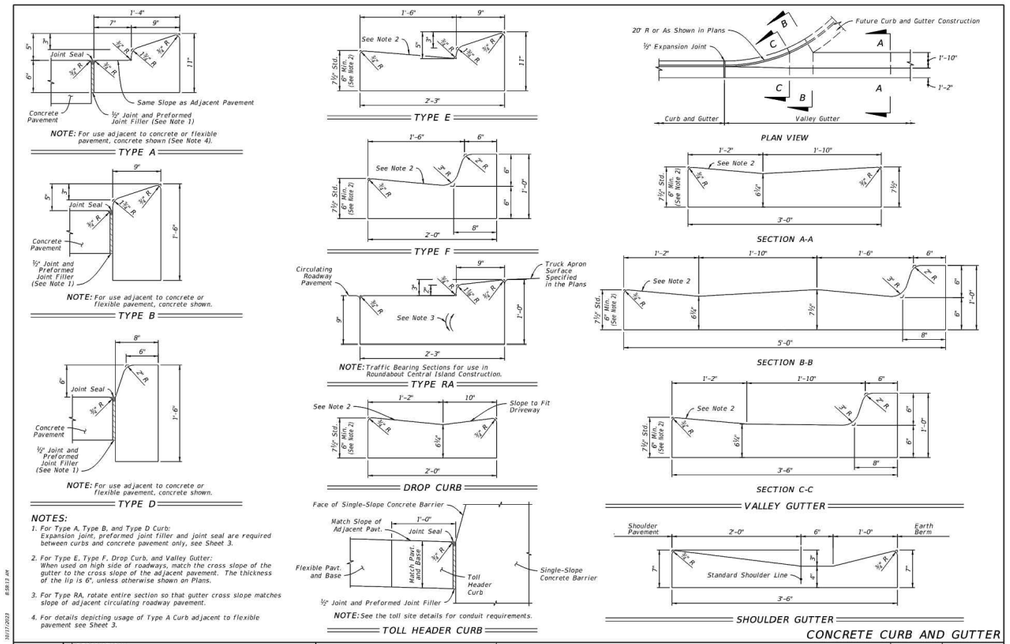

LAST REVISION	REVISION	DESCRIPTION:	FDOT	FY 2024-25 STANDARD PLANS	CURB AND GUTTER	INDEX	SHEET
11/01/21						520-001	2 of 3

BASKERVILLE-DONOVAN, INC.
ENGINEERING THE SOUTH SINCE 1927
449 W. MAIN ST., PENSACOLA, FL 32502 (850)438-9661
ENGINEERING BUSINESS: EB-0000340
Pensacola - Panama City Beach - Tallahassee - Mobile

S. PALAFOX PLACE
PEDESTRIAN
IMPROVEMENTS

NO.	DATE	APPR.	REVISION/ACTION TAKEN

NOT RELEASED FOR CONSTRUCTION BY ___ DATE ___/___/___

PROJECT NO: 24324.01
DESIGNED BY:
DRAWN BY: RGG
CHK'D BY: MDL
PROJ. MGR: JJF
DATE: JULY 2025

FDOT DETAILS

C-908

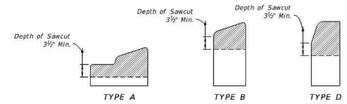

CONTRACTION JOINTS IN CURB



NOTE: Sawcuts should be avoided within valley gutter and within curb and gutter endings.

CONTRACTION JOINTS IN CURB & GUTTER

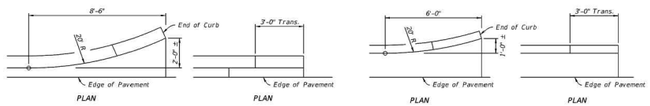

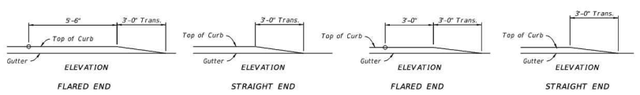

CURB TYPE A

CURB AND GUTTER TYPE E AND TYPE F

NOTE: Ends of Type B and D Curb transition from full to zero heights in 3 ft.

CURB AND CURB & GUTTER ENDINGS

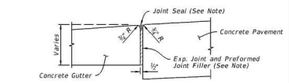

NOTE: Joint Seal application applies to both high and low sides of pavement, low side shown.

EXPANSION JOINT BETWEEN GUTTER AND CONCRETE PAVEMENT

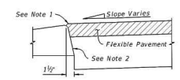

NOTES:

1. Surface on Low Side of Pavement to be ¼" Above Lip of Gutter. Surface on High Side to be Flush With Lip of Curb or Curb & Gutter.
2. Applies to both high and low sides of pavement, low side shown. Applies to shoulder gutter only where adjoining traffic lanes.

CURB AND GUTTER AND TYPE A CURB ADJACENT TO FLEXIBLE PAVEMENT

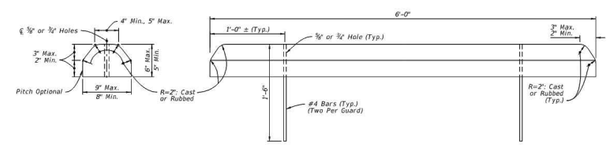

CONCRETE BUMPER GUARD

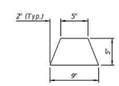

ASPHALTIC CONCRETE CURB

CURB AND GUTTER JOINTS AND ENDINGS, CONCRETE BUMPER GUARD, AND ASPHALTIC CONCRETE CURB

LAST REVISION	REVISION	DESCRIPTION:			INDEX	SHEET
11/01/21			FDOT FY 2024-25 STANDARD PLANS	CURB AND GUTTER	520-001	3 of 3

10/17/2022 8:08:01 AM

E:\DWG\243\24324.03 Downtown Resurfacing\C-906-909 FDOT DTLS.dwg, Jul 09, 2025 - 10:57:18AM, rgeiger

BASKERVILLE-DONOVAN, INC.
ENGINEERING THE SOUTH SINCE 1927
449 W. MAIN ST., PENSACOLA, FL 32502 (850)438-9661
ENGINEERING BUSINESS: EB-0000340
Pensacola - Panama City Beach - Tallahassee - Mobile

S. PALAFOX PLACE
PEDESTRIAN
IMPROVEMENTS

NO.	DATE	APPR.	REVISION/ACTION TAKEN

PROJECT NO: 24324.01
DESIGNED BY:
DRAWN BY: RGG
CHK'D BY: MDL
PROJ. MGR: JJF
DATE: JULY 2025

NOT RELEASED FOR CONSTRUCTION BY ___ DATE __/__/__

FDOT DETAILS

C-909

Bollard, Model R-1009-12

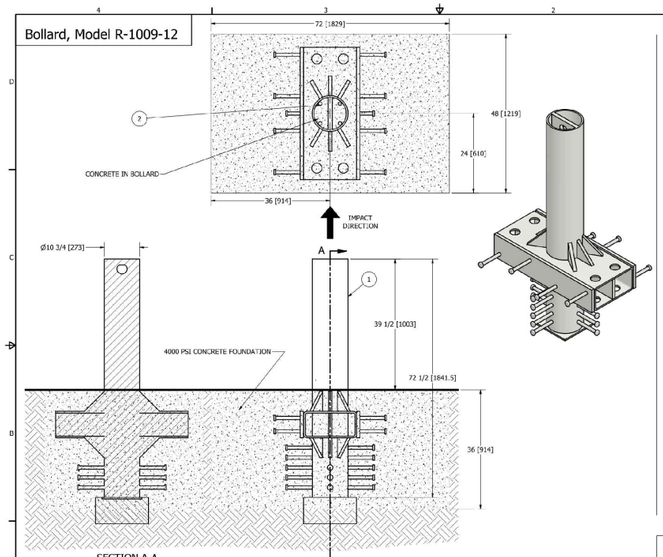

PATRIOT
BUY AMERICA

General Description:

R-1009-12 ASTM M50 crash-rated bollards create safer public spaces by protecting pedestrians and storefronts from vehicle intrusion. The M50 crash-rated bollard is certified to ASTM F2656 (M50-P2), stopping a 15,000-pound vehicle traveling at 50 mph. Straight-forward installation means no bolting, tying, or assembly required. Prefabricated bollards can be set into the excavation easily; no specialty subgrade required. Select from a variety of bollard covers to enhance aesthetics. Removable options available.

For more information on bollard post installation, please visit:
www.reliance-foundry.com/bollard-installation-bollards

Specifications:

Height: 72 1/2" [1841.5mm] (total)

Height: 39 1/2" [1003mm] (above grade)

Body Size: 40" X 34" [1016mm X 864mm]

Weight: 1257 lbs

Material: Steel

Notes:

- Embedment details are for reference illustration only. Minimum foundation sizes depend on local soil conditions, weather conditions, and engineering requirements.
- Bollard is provided as shown, with parts listed below. Concrete foundation and/or installation not provided by Reliance Foundry.
- This drawing is not drawn to scale. Dimensions provided herein is for reference only. Please consult Reliance Foundry sales professionals if any dimension is critical to your particular installation.
- Reliance Foundry reserves the right to amend design and specifications without prior notice for product improvement.

PARTS LIST

ITEM	QTY	PART NUMBER	DESCRIPTION
1	1	R-1009-12	R-1009-12 K12 CRUSH BOLLARD
2	4	Rebar	#8 Rebar 1in OD x 68in Long (Included with Bollard)

RELIANCE FOUNDRY
SINCE 1928
Unit 207, 6450 - 148 Street, Surrey, BC V3S 7G7, Canada
1-877-789-3245 info@reliance-foundry.com
www.reliance-foundry.com

TITLE: Bollard R-1009-12

SIZE: C | DWG NO: R-1009-12_public | REV: A04

NOT TO SCALE | SHEET 1 OF 1

BASKERVILLE-DONOVAN, INC.
ENGINEERING THE SOUTH SINCE 1927
449 W. MAIN ST., PENSACOLA, FL 32502 (850)438-9661
ENGINEERING BUSINESS: EB-0000340
Pensacola - Panama City Beach - Tallahassee - Mobile

S. PALAFOX PLACE
PEDESTRIAN
IMPROVEMENTS

NO.	DATE	APPR.	REVISION/ACTION TAKEN

NOT RELEASED FOR CONSTRUCTION BY ___ DATE __/__/__

PROJECT NO: 24324.01
DESIGNED BY:
DRAWN BY: RGG
CHK'D BY: MDL
PROJ. MGR: JJF
DATE: JULY 2025

BOLLARDS

C-910